



ASUG82308

Self-Service Data Access and Preparation with SAP Analytics Cloud

Paul Ekeland, SAP
May 9, 2019

INTERNAL

Disclaimer

Confidential

The information in this presentation is confidential and proprietary to SAP and may not be disclosed without the permission of SAP. This presentation is not subject to your license agreement or any other service or subscription agreement with SAP. SAP has no obligation to pursue any course of business outlined in this document or any related presentation, or to develop or release any functionality mentioned therein. This document, or any related presentation and SAP's strategy and possible future developments, products and or platforms directions and functionality are all subject to change and may be changed by SAP at any time for any reason without notice. The information in this document is not a commitment, promise or legal obligation to deliver any material, code or functionality. This document is provided without a warranty of any kind, either express or implied, including but not limited to, the implied warranties of merchantability, fitness for a particular purpose, or non-infringement. This document is for informational purposes and may not be incorporated into a contract. SAP assumes no responsibility for errors or omissions in this document, except if such damages were caused by SAP's willful misconduct or gross negligence.

All forward-looking statements are subject to various risks and uncertainties that could cause actual results to differ materially from expectations. Readers are cautioned not to place undue reliance on these forward-looking statements, which speak only as of their dates, and they should not be relied upon in making purchasing decisions.

Agenda

Introduction

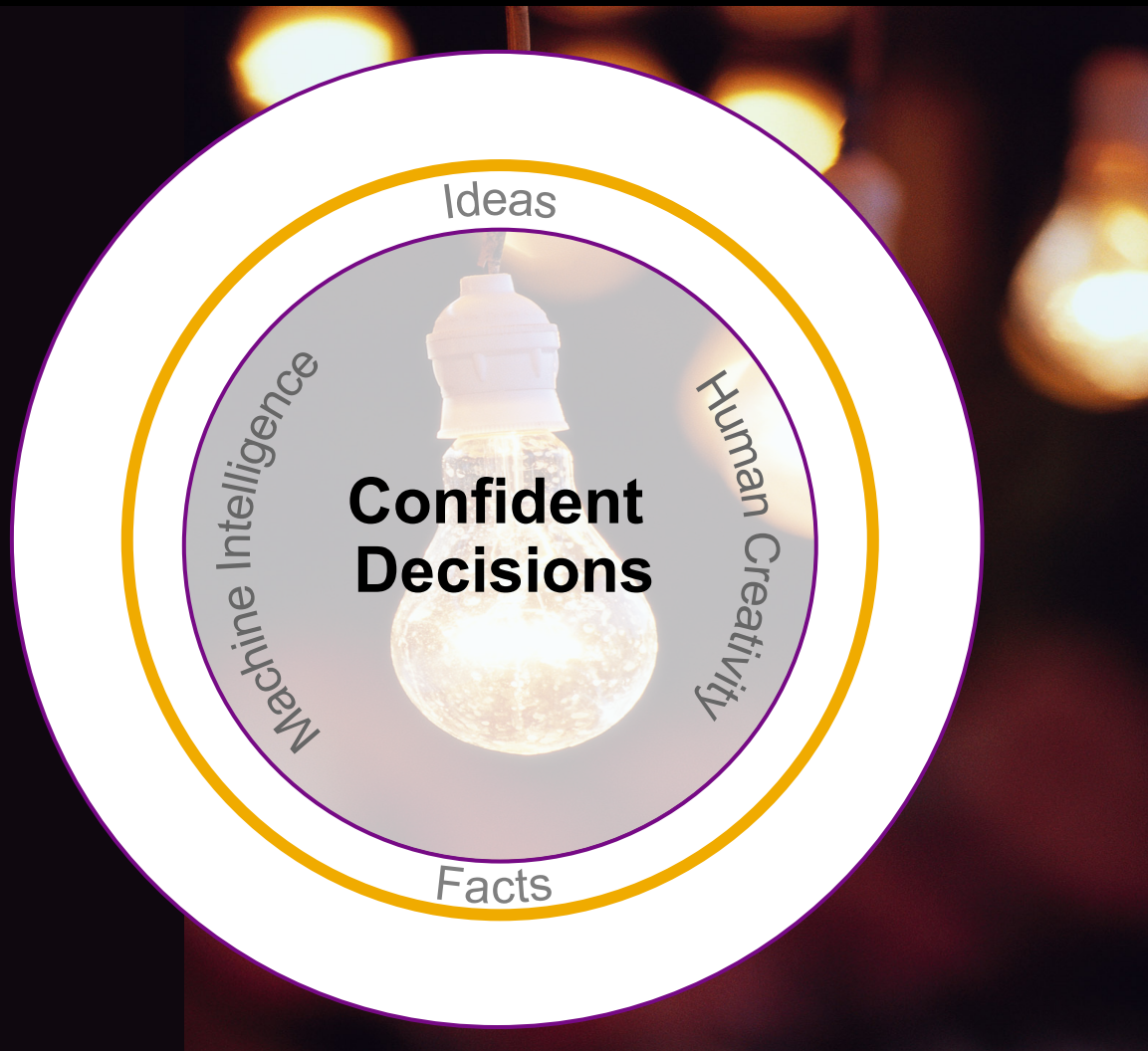
Connect

Prepare with Agility

From Data to Ideas to **Confident Decisions** ...



46	83	74	29	10	
73	38	99	25	73	
91	85	40	78	49	
30	62	49	32	31	
2.390	3.850	2.175	1.389	2.833	3.928
1.920	1.748	2.387	2.930	1.389	1.259
3.928	3.176	2.514	2.635	2.119	1.579
1.287	1.272	2.303	2.738	2.115	2.33
2.110	1.928	1.902	1.827	2.738	2.55
3.292	3.393	2.980	2.117	2.55	
1.272	1.928	1.857	2.119		
266	159	324	304		
277	175	304	2.402		



A frictionless, agile and repetitive process

The background features a blurred spreadsheet with various numerical values. A glowing lightbulb is positioned in the center, symbolizing an idea or insight. The overall theme is data analysis and process optimization.

46	83	74	29	10		
73	38	99	15	73		
91	85	40	78	49		
30	62	49	340	30		
2.390	3.850	2.175	1.380	2.833	3.928	2
1.920	1.748	2.387	2.930	1.389	1.259	
3.928	3.176	2.514	2.635	2.119	1.519	
1.287	1.272	2.303	2.738	2.115	2.35	
2.110	1.928	1.902	1.821	2.738	1	
3.292	3.393	2.990	2.110	2.110	2.110	
1.272	1.928	1.891	2.110	2.110	2.110	
266	159	324	304	110	385	484
30	277	175	304	839	768	855
309	2.402					

Connect

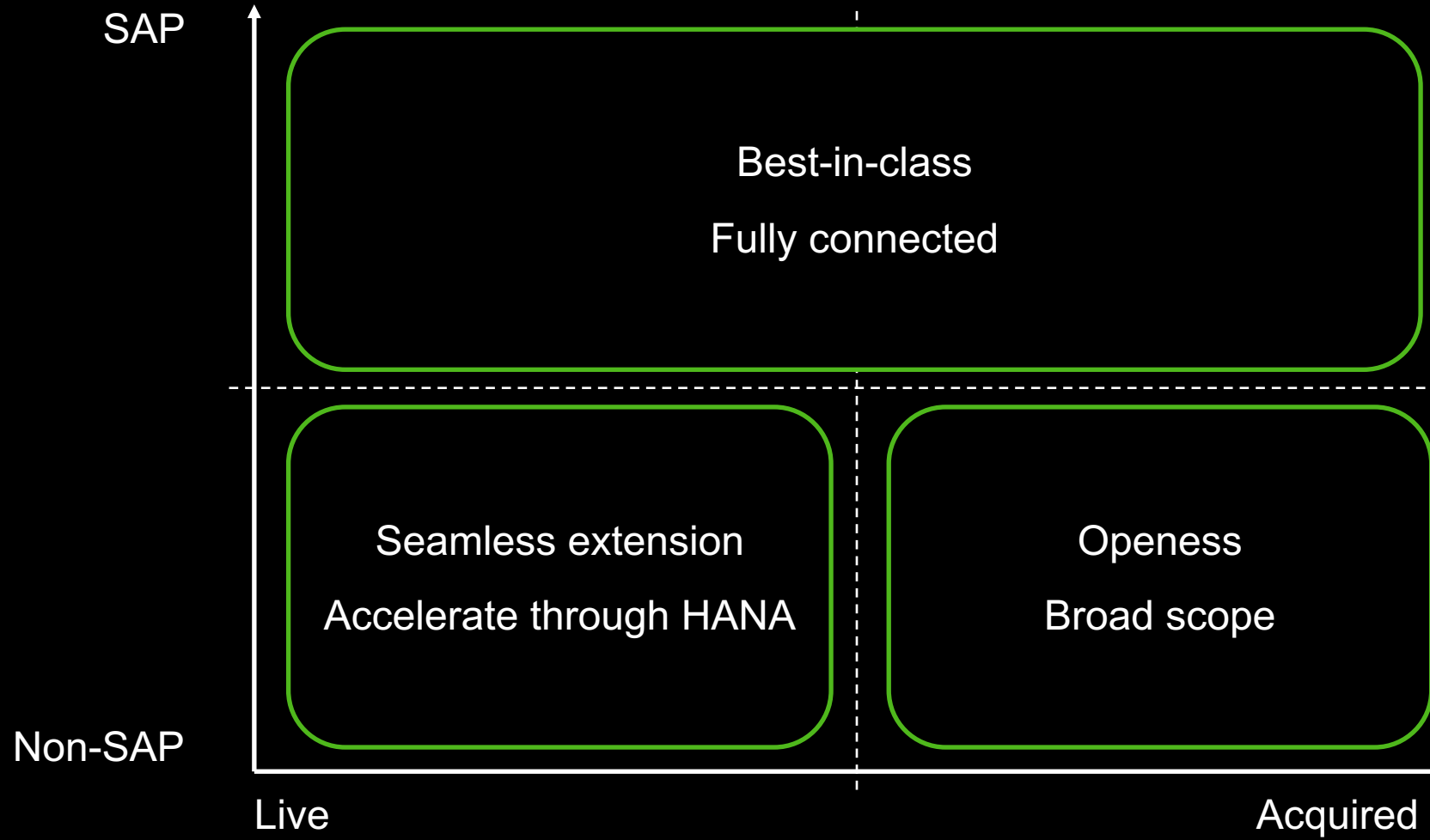
Prepare

Explore/Analyse/Predict

Connect

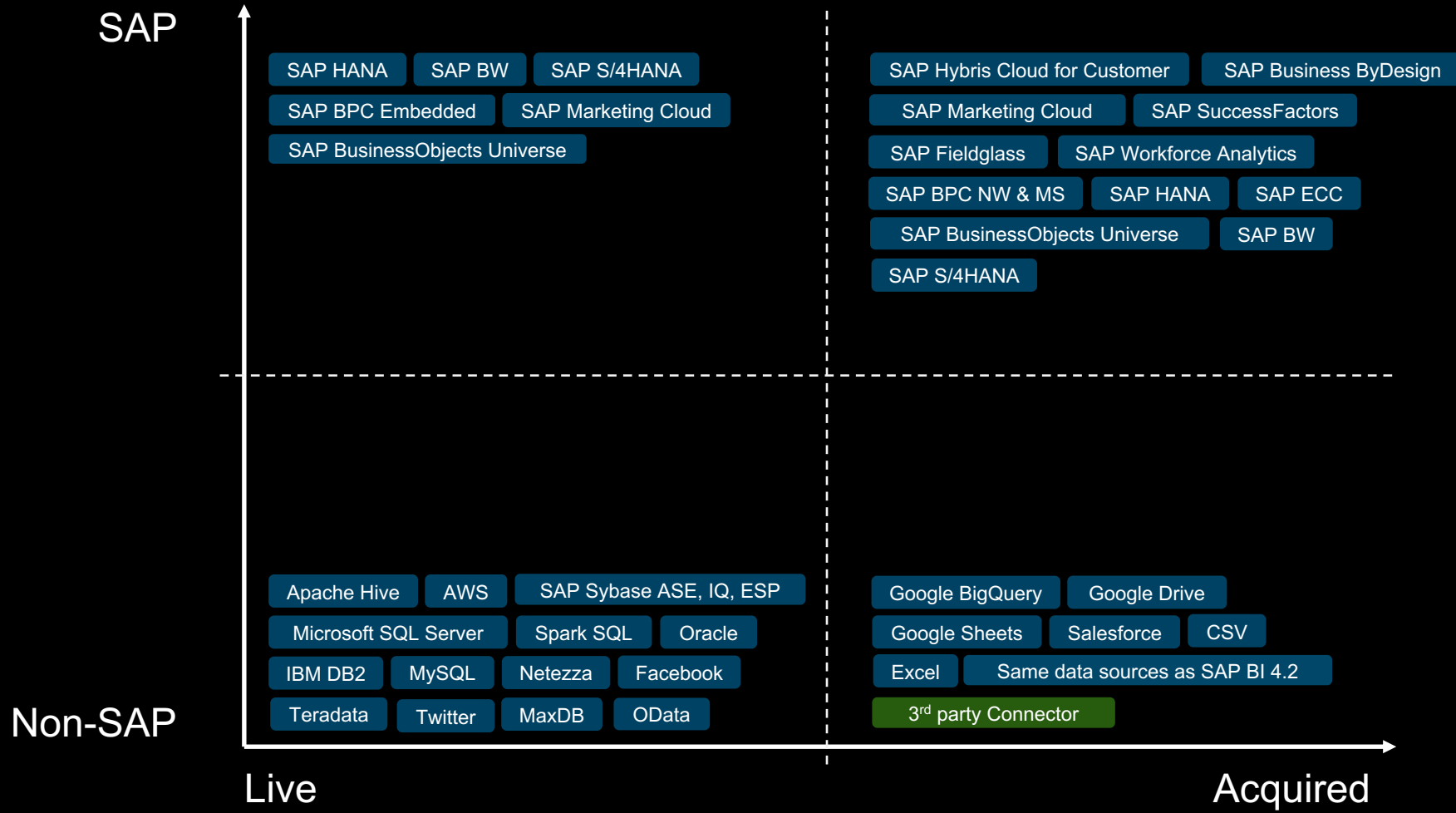


Connect



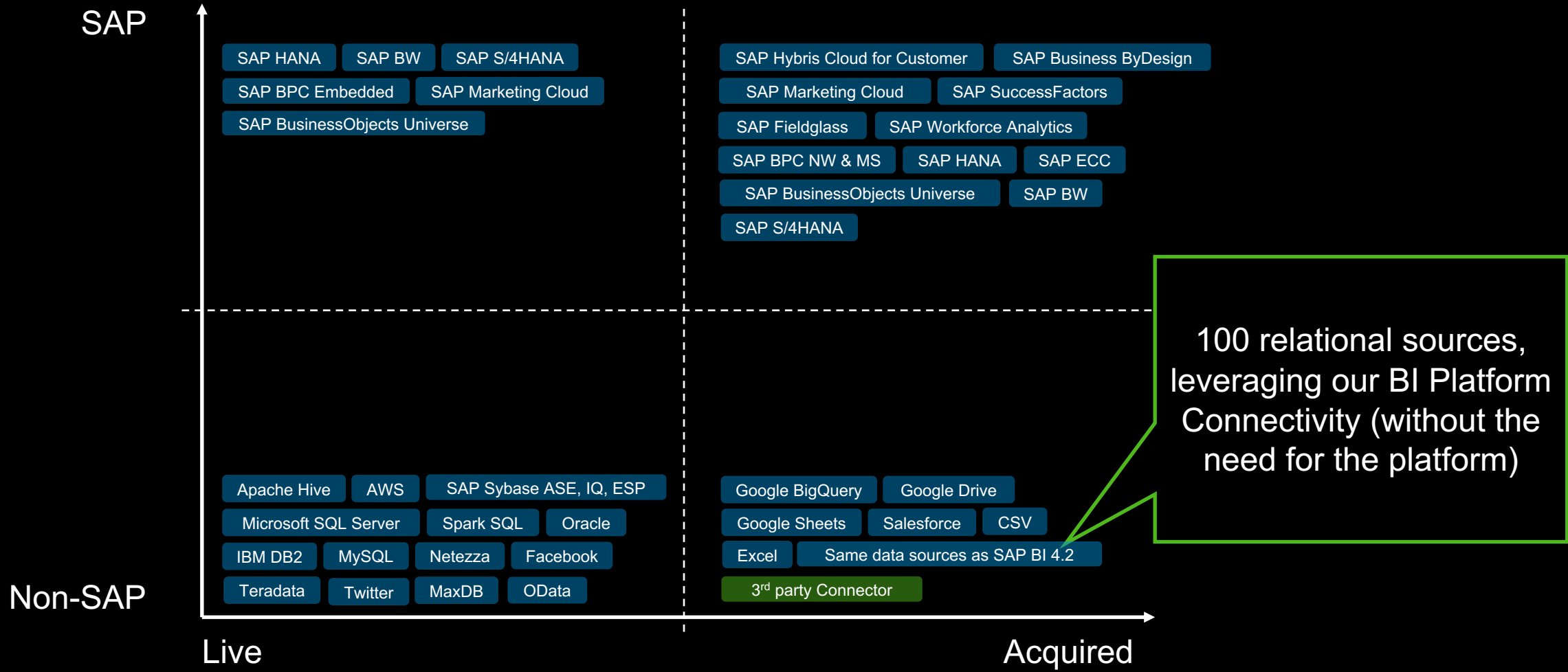
Connect

■ Delivered ■ Planned within the next 6 months

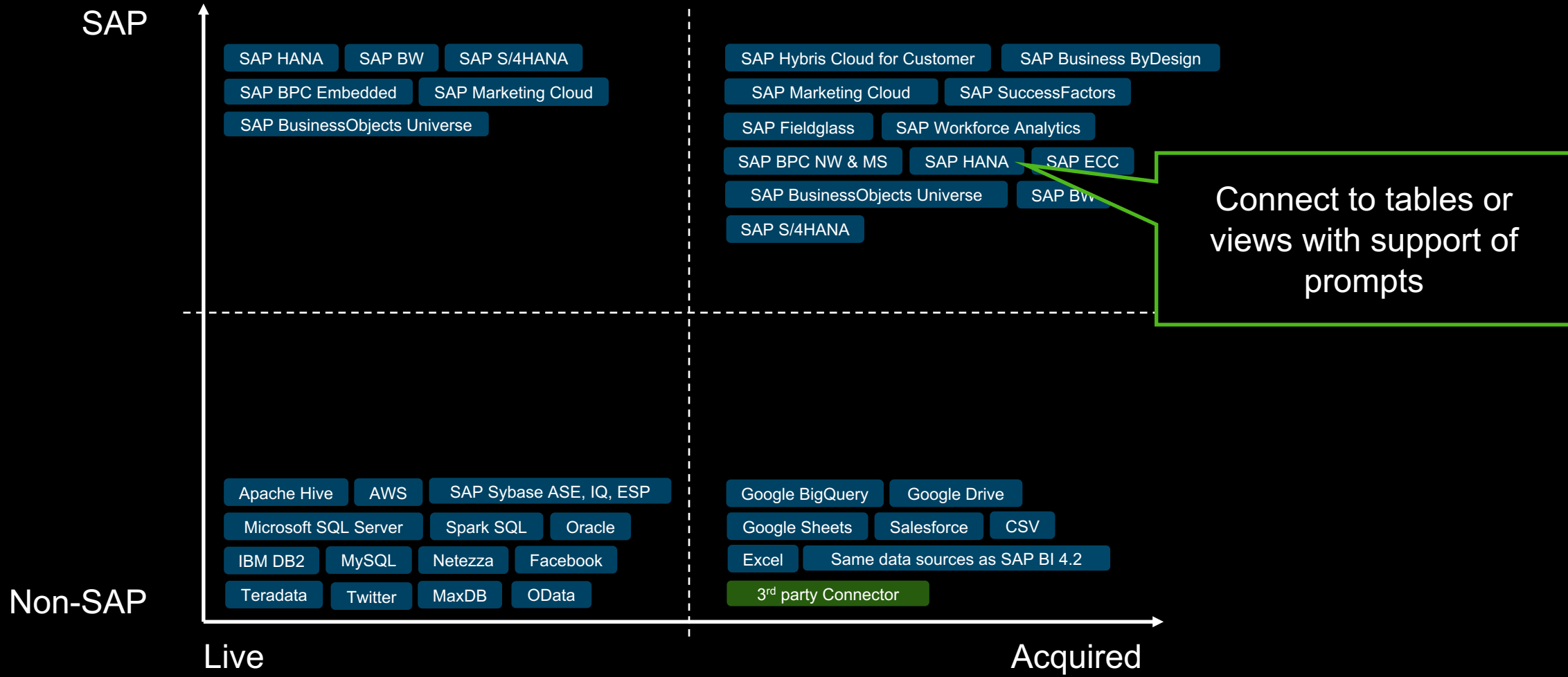


Connect

■ Delivered ■ Planned within the next 6 months

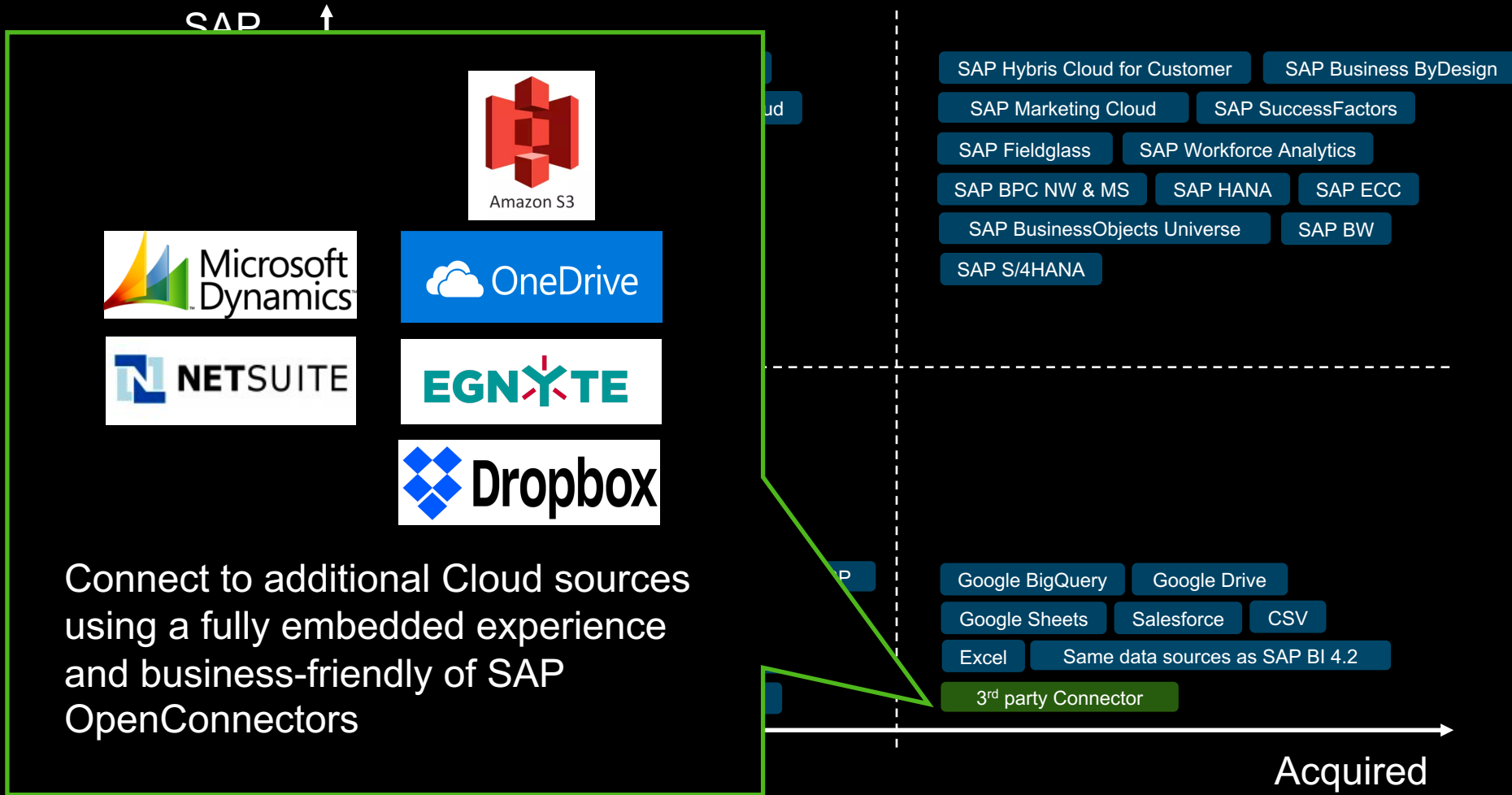


Connect



■ Delivered ■ Planned within the next 6 months

Connect to Premium sources



A frictionless, agile and repetitive process

The background features a grid of numbers, likely representing data or financial figures, overlaid on a dark background with a glowing lightbulb. The numbers are arranged in rows and columns, with some cells highlighted in blue. The lightbulb is illuminated from within, casting a warm glow.


46	83	74	29	10		
73	38	99	15	73		
91	85	40	78	49		
30	62	49	340	30		
2.390	3.850	2.175	1.380	2.833	3.928	2
1.920	1.748	2.387	2.930	1.389	1.259	
3.928	3.176	2.514	2.635	2.119	1.519	
1.287	1.272	2.303	2.738	2.115	2.35	
2.110	1.928	1.902	1.821	2.738	1	
3.292	3.393	2.990	2.110	2.110	2.110	
1.272	1.928	1.891	2.110	2.110	2.110	
266	159	324	304	110	385	484
277	175	304	304	839	768	855
309	2.402	2.402	2.402	2.402	2.402	2.402

Connect

Prepare

Explore/Analyse/Predict

Prepare with Agility



Prepare with Agility

Discover, prepare, and share data without the reliance from IT

Easy for business users and analysts to quickly prepare data with a visual, interactive interface

Data defines structure - adding tolerance and agility when dealing with data

The screenshot displays the SAP Data Builder interface. The main window shows a data table with columns: cmtc_id, cand_id, cand_nm, contrib_nm, contrib_city, contrib_st, contrib_zip, contrib_empl..., contrib_occu..., contrib_recep..., and contrib_recep... The table contains 26 rows of data. On the right, the 'Model Overview' panel is visible, showing a search bar and a list of dimensions and measures. The dimensions listed are: cmtc_id, cand_id, cand_nm, contrib_nm, contrib_city, contrib_st, contrib_employer, contrib_occupation, contrib_receipt_dt, receipt_desc, memo_cd, memo_text, form_tp, and contrib_zip. The measures listed are: contrib_receipt_amt and file_num. A context menu is open over the 'cmtc_id' dimension, with options: 'Change to a Dimension', 'Delete', and 'Rename'.

	cmtc_id	cand_id	cand_nm	contrib_nm	contrib_city	contrib_st	contrib_zip	contrib_empl...	contrib_occu...	contrib_recep...	contrib_recep...	
1	C00430470	P80002801	McCain, John S	JENRETTE, ALBER	AUBURN	AL	368323419	LWMA	MANAGEMENT	50	09-AUG-07	
2	C00430470	P80002801	McCain, John S	LEE, RICHARD C. I	DECATUR	AL	356032202		RETIRED	150	23-JUL-07	
3	C00430470	P80002801	McCain, John S	BOOTH, BARRY L.	SPANISH FORT	AL	365777406	SELF	DENTIST	250	06-SEP-07	
4	C00430470	P80002801	McCain, John S	CLARK, CHRIS J. I	BIRMINGHAM	AL	352054162		RETIRED	2300	20-JUL-07	
5	C00430470	P80002801	McCain, John S	CLARK, ALAN F. M	BIRMINGHAM	AL	352054162		RETIRED	142	21-AUG-07	
6	C00430470	P80002801	McCain, John S	CLARK, ALAN F. M	BIRMINGHAM	AL	352054162		RETIRED	-142	24-AUG-07	
7	C00430470	P80002801	McCain, John S	CLARK, ALAN F. M	BIRMINGHAM	AL	352054162		RETIRED	142	24-AUG-07	
8	C00430470	P80002801	McCain, John S	JONES, ROBERT C	BIRMINGHAM	AL	352232908	SELF-EMPLOYED	PHYSICIAN	2300	10-SEP-07	
9	C00430470	P80002801	McCain, John S	BOYER, WILLIAM I	AUBURN	AL	368306269		RETIRED	75	23-JUL-07	
10	C00430470	P80002801	McCain, John S	BOYER, WILLIAM I	AUBURN	AL	368306269		RETIRED	50	20-AUG-07	
11	C00430470	P80002801	McCain, John S	BRETH, JAMES R.	TUSCALOOSA	AL	354061040		RETIRED	100	20-JUL-07	
12	C00430470	P80002801	McCain, John S	BRETH, JAMES R.	TUSCALOOSA	AL	354061040		RETIRED	60	10-AUG-07	
13	C00430470	P80002801	McCain, John S	CLARK, MICHAEL	MOBILE	AL	366953663	SPECTRUM ENGIN	CONSTRUCTION I	25	12-JUL-07	
14	C00430470	P80002801	McCain, John S	CLARK, MICHAEL	MOBILE	AL	366953663	SPECTRUM ENGIN	CONSTRUCTION I	25	09-AUG-07	
15	C00430470	P80002801	McCain, John S	CLARK, MICHAEL	MOBILE	AL	366953663	SPECTRUM ENGIN	CONSTRUCTION I	25	06-SEP-07	
16	C00430470	P80002801	McCain, John S	CLARK, MICHAEL	MOBILE	AL	366953663	SPECTRUM ENGIN	CONSTRUCTION I	25	30-SEP-07	
17	C00430470	P80002801	McCain, John S	BOHANNON, PATR	ATTALLA	AL	359547827		RETIRED	50	23-JUL-07	
18	C00430470	P80002801	McCain, John S	BOHANNON, PATR	ATTALLA	AL	359547827		RETIRED	25	14-AUG-07	
19	C00430470	P80002801	McCain, John S	BOHANNON, PATR	ATTALLA	AL	359547827		RETIRED	50	10-SEP-07	
20	C00430470	P80002801	McCain, John S	EDDLEMAN, BILLY	BIRMINGHAM	AL	352232605	SELF-EMPLOYED	REAL ESTATE DEV	1000	10-AUG-07	
21	C00430470	P80002801	McCain, John S	EDDLEMAN, BILLY	BIRMINGHAM	AL	352232605	SELF-EMPLOYED	REAL ESTATE DEV	-1000	13-AUG-07	
22	C00430470	P80002801	McCain, John S	EDDLEMAN, BILLY	BIRMINGHAM	AL	352232605	SELF-EMPLOYED	REAL ESTATE DEV	1000	13-AUG-07	
23	C00430470	P80002801	McCain, John S	BAKER, MARY L. C	BIRMINGHAM	AL	352133411		BIRMINGHAM RAL	PHYSICIAN	142	20-AUG-07
24	C00430470	P80002801	McCain, John S	WILLIAMS-MURPH	HAYDEN	AL	350794633	HUNTSVILLE HOSI	EMERGENCY PHY	500	19-JUL-07	
25	C00430470	P80002801	McCain, John S	TAYLOR, TIM MR.	ALEXANDER CITY	AL	350106940	SELF	SMALL BUSINESS	142	07-AUG-07	
26	C00430470	P80002801	McCain, John S	HALEY, JOSEPH E.	AUBURN	AL	368301810	RETIRED	RETIRED	200	15-JUL-08	

Product Demo

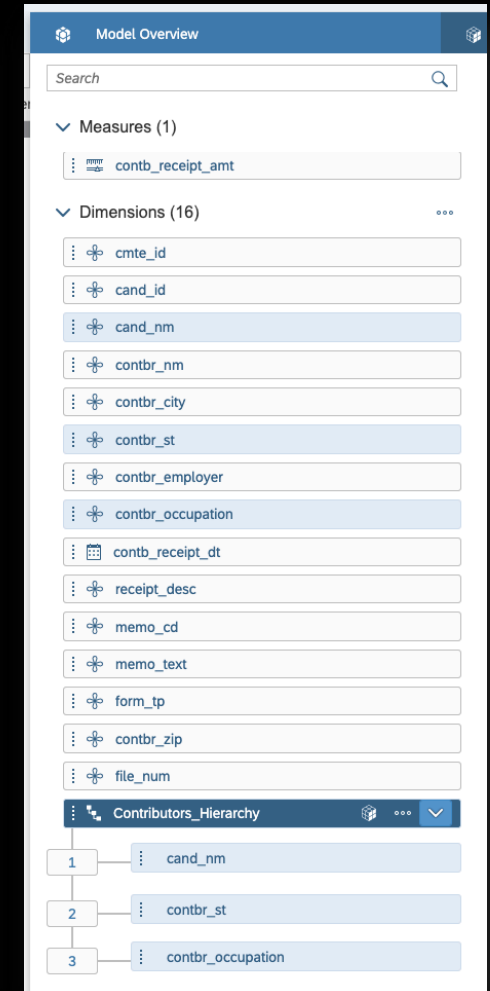
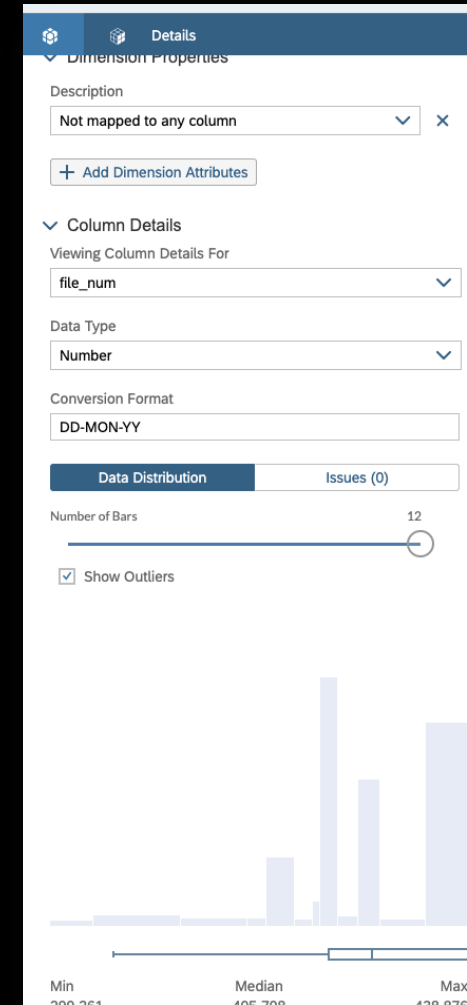


Agile BI

A true exploration experience

Light Modelling concepts

It's about the Data



Introducing ...

Datasets

The background features a complex, abstract design with glowing, wavy lines in shades of orange, yellow, and blue. Interspersed among these lines are various binary digits (0s and 1s) and rectangular shapes, some of which are highlighted in a bright yellow or orange color, creating a sense of digital connectivity and data flow.

Datasets

A dataset is a reusable entity that represents source data.

Enrich structure of source in a lightweight semantic modeling experience

Ability to share with other users and re-use them in various workflows

The screenshot displays the SAP Data Intelligence user interface. At the top, a navigation bar shows 'TEST' and 'Files / Demo_15997_XO_HR_Headcount'. Below this, a workflow canvas shows a data pipeline with three main components: 'Demo_15997_XO_HR_Headcount', 'join_0', and 'Demo_15997_XO_HR_Headcount'. A 'SurveyResults' component is also visible on the left. The right sidebar contains a 'Sources' panel with 'Data Sources' and 'Add Data' sections. The 'Data Sources' section lists 'Demo_15997_XO_HR_Headcount' and 'SurveyResults_Original_raw'. The 'Add Data' section suggests 'Employee - Tread' and 'Employee_Paul'. Below the workflow canvas, a 'Create Transform' window displays a table of employee data.

Username	User	Username_D...	Division	Department	Job	Job_Desc	Job_Classific...	Gender	Time	TheHireYear	Termination	
1	E000094	E000094	Zuko,Leoline	DIV03	E000094	444	Account Executive	JC_Expert	F	2017-12-02T08:00	2017	2099
2	E000245	E000245	Zhang,Aakash	DIV03	E000245	252	Senior Buyer	JC_Specialist	M	2017-07-11T07:00	2017	2099
3	E000249	E000249	Zakeri,Aaron	DIV09	E000249	443	Sales operations sp	JC_Senior speciali	M	2017-09-09T07:00	2017	2099
4	E000392	E000392	Yoo,Dedra	DIV03	E000392	445	Senior Account Exi	JC_Manager	F	2017-10-10T07:00	2017	2099
5	E000707	E000707	Yau,Aaron	DIV03	E000707	442	Sales Support Spe	JC_Specialist	M	2017-08-01T07:00	2017	2099
6	E000849	E000849	Yang,Addia	DIV03	E000849	443	Sales operations sp	JC_Senior speciali	F	2017-07-18T07:00	2017	2099
7	E000899	E000899	Xu,Georgsta	DIV03	E000899	252	Senior Buyer	JC_Specialist	F	2017-10-30T07:00	2017	2099
8	E000928	E000928	Wu,Ladonna	DIV09	E000928	444	Account Executive	JC_Expert	F	2017-10-01T07:00	2017	2099
9	E001085	E001085	Wong,Abdellatif	DIV03	E001085	452	Manufacturing Tec	JC_Senior speciali	F	2017-10-07T07:00	2017	2099
10	E001516	E001516	Wilson,Abdellatif	DIV02	E001516	445	Senior Account Ex	JC_Specialist	F	2017-10-07T07:00	2017	2099
11	E001724	E001724	Wickio,Jodi	DIV03	E001724	321	Marketing strateg	JC_Specialist	F	2017-10-07T07:00	2017	2099

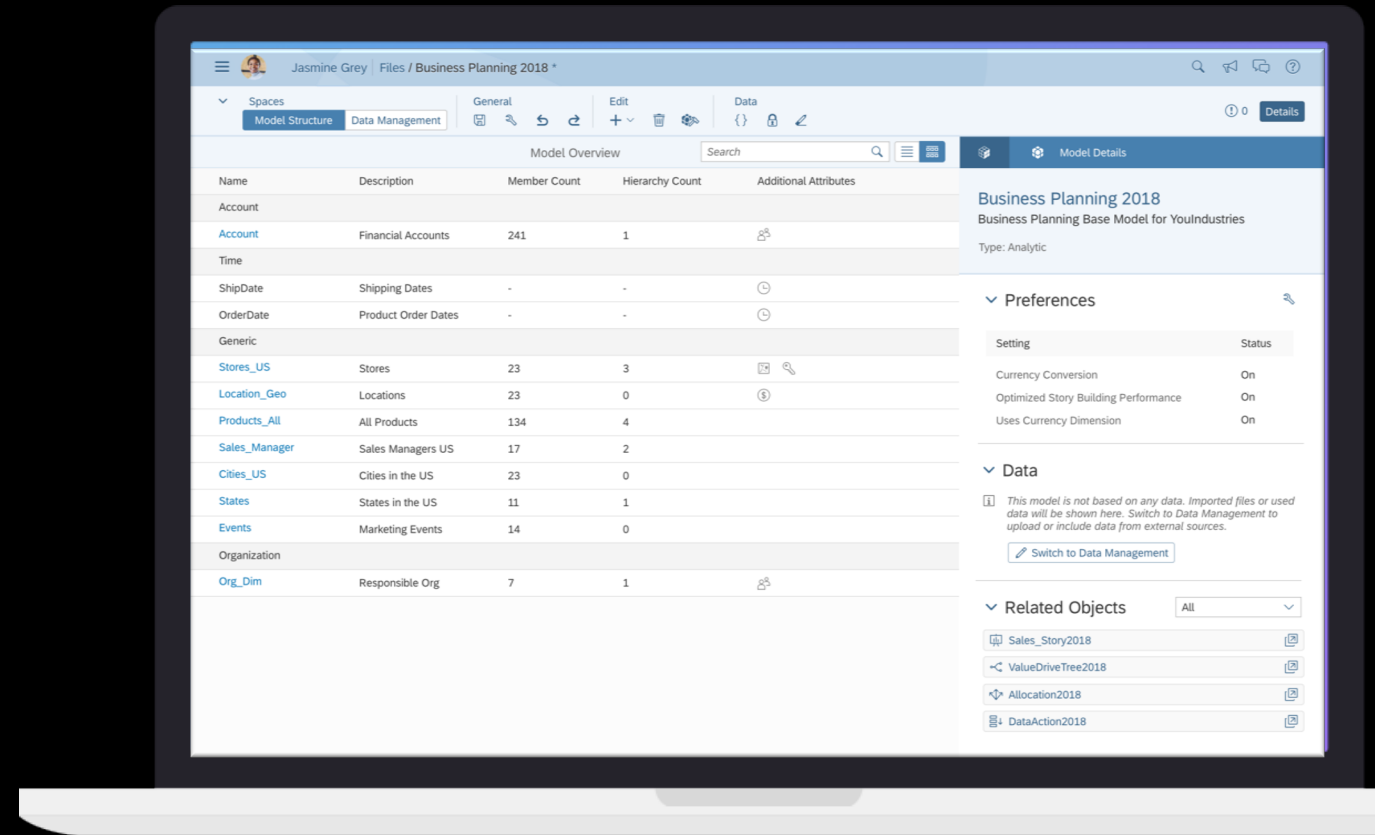
Future

From Agile Datasets to Governed Models

Optimize combination of data by decoupling data and semantic layer

Gradual semantic enrichment adapted to desired level of governance and use case

Combining and enriching data sets to form models and conform to defined structure and semantic



Next steps

Modelling on the fly in stories

Agile data workflows

- all uploaded data to become a Dataset
- Create models by referring to a Dataset
- Combining data

Smart suggestions of data reuse

Pacifica.xlsx - Extracted sample: 20 rows, 16 columns

Use first row as column headers

	Unique ID	Product	Reviews	Avg Rating	Number ...	Number ...
2	8773	Cardio Longsleeve	15	4.9 out of 5 stars	5	1
3	1539	Swag Leggings O	2	4.5 out of 5 stars	2	1
4	1869	Cardio Shortsleeve	17	3.9 out of 5 stars	3	2
5	1879	Cardio Shortsleeve	1	5.0 out of 5 stars	4	2
6	3225	Candid Pullover	3	4.7 out of 5 stars	3	2
7	6077	Hipster Shorts	2	5.0 out of 5 stars	4	1
8	5293	Silhouette Tunic	2	4.5 out of 5 stars	7	1
9	4527	Zsuzsi Star Lift P	36	4.3 out of 5 stars	8	7
10	5931	Cardio Longsleeve	8	5.0 out of 5 stars	1	1


Continue with:

Story building Data preparation

Save this starting point preference for any data acquired by this story

Continue Go Back

One view of the data

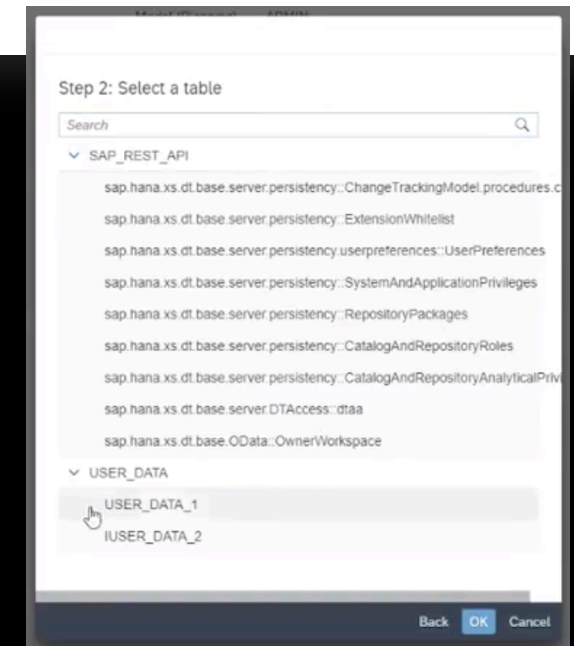
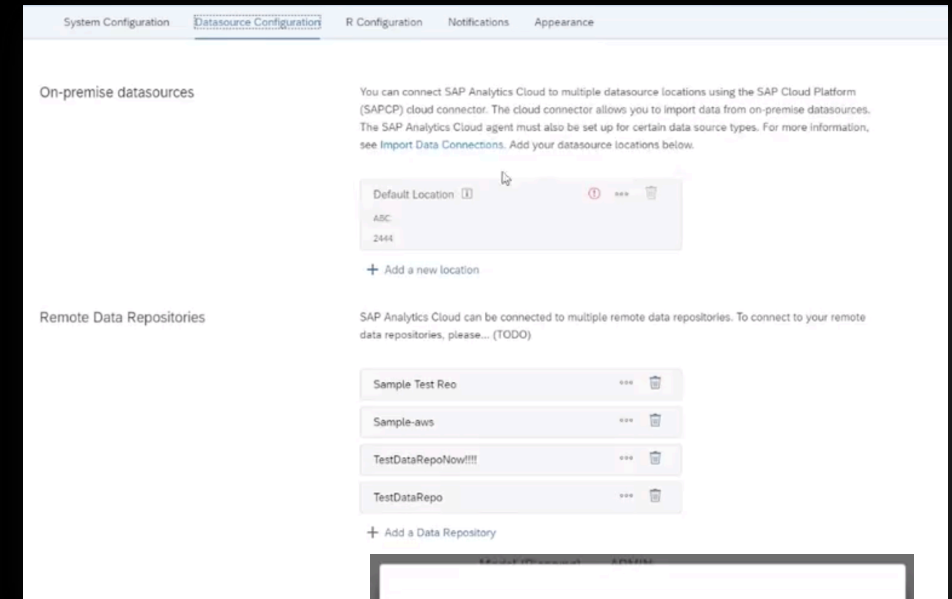


Remote Datasets

Smart Predict scenarios can run on datasets defined in remote HANA systems

Data repository

Consuming remote datasets in SAC via live models



Blur the line between live and acquired

Simplify access to data for business users

One **seamless** connection to the data

Full feature set whether data is local or remote on select sources

Automatic or controlled decision to **replicate/cache data as needed**

Data import connections

Q2/2019

Data connectivity

- Connect to Dow Jones, SAP Integrated Business Planning
- Enhanced access to SAP SuccessFactors data

Data preparation

- Combine multiple datasets into a single model with composite join keys
- Transpose columns in rows
- Geo enrichment by country name and ISO code
- Enhanced metadata recognition from SAP BW sources

Schedule for data import models

- Schedule data import models based on browser time locale

Q3/2019

Data connectivity

- Connect to Netsuite, Microsoft Dynamics CRM, S3, Egnyte, OneDrive, Dropbox
- Connect to SAP HANA views, including prompts
- Increase data ingestion thresholds on rows

Data preparation

- Revamped wrangling experience in Stories with instant navigation to Explorer or Story layout

Data orchestration

- Analyze output of SAP Data Hub data flows in SAP Analytics Cloud
- Bulk export of model facts to CSV

Future Direction

Data connectivity

- Connectivity to 100 additional cloud data sources (Cloud Foundry tenants only)
- Blur the lines between live and data import connectivity

Data preparation

- Smart Grouping of values
- Geo improvements: Disambiguation of location information, Geo enrichment by city name, US zip codes
- Data flow: Visual representation of transformations in a graph

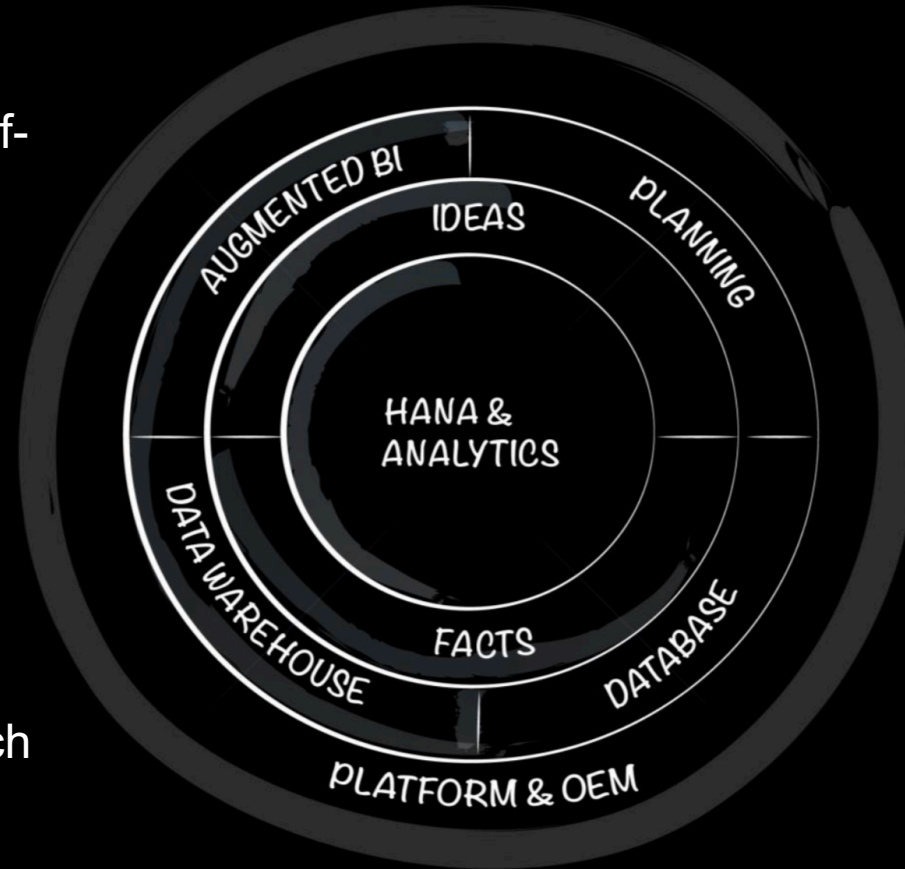
Data integration

- Datasets as a source for Stories
- Automatic creation of Datasets when uploading data
- Conformance with global dimensions
- Public API to push Datasets

This is the current state of planning and may be changed by SAP at any time.

Agile data-first self-service approach

Scheduled, pre-defined and governed approach



Structure-first approach

Take the Session Survey.

We want to hear from you! Be sure to complete the session evaluation on the SAPPHIRE NOW and ASUG Annual Conference mobile app.



Presentation Materials

Access the slides from 2019 ASUG Annual Conference here:

<http://info.asug.com/2019-ac-slides>

Be heard and influence!

Join the ASUG Influence Council for Data Connectivity and Agile Data Preparation

<https://form.jotform.com/80144726627155>

Registration closes end of Sapphire!
Influence council participant selections begin in May

Q&A

For questions after this session, contact us at [email] and [email].

Let's Be Social.


Stay connected. Share your SAP experiences anytime, anywhere.

Join the ASUG conversation on social media: **@ASUG365**

#ASUG



Thank you.



Contact information:

Paul Ekeland

paul.ekeland@sap.com

SAP folgen auf



www.sap.com/germany/contactsap

© 2019 SAP SE oder ein SAP-Konzernunternehmen. Alle Rechte vorbehalten.

Weitergabe und Vervielfältigung dieser Publikation oder von Teilen daraus sind, zu welchem Zweck und in welcher Form auch immer, ohne die ausdrückliche schriftliche Genehmigung durch SAP SE oder ein SAP-Konzernunternehmen nicht gestattet.

In dieser Publikation enthaltene Informationen können ohne vorherige Ankündigung geändert werden. Die von SAP SE oder deren Vertriebsfirmen angebotenen Softwareprodukte können Softwarekomponenten auch anderer Softwarehersteller enthalten. Produkte können länderspezifische Unterschiede aufweisen.

Die vorliegenden Unterlagen werden von der SAP SE oder einem SAP-Konzernunternehmen bereitgestellt und dienen ausschließlich zu Informationszwecken. Die SAP SE oder ihre Konzernunternehmen übernehmen keinerlei Haftung oder Gewährleistung für Fehler oder Unvollständigkeiten in dieser Publikation. Die SAP SE oder ein SAP-Konzernunternehmen steht lediglich für Produkte und Dienstleistungen nach der Maßgabe ein, die in der Vereinbarung über die jeweiligen Produkte und Dienstleistungen ausdrücklich geregelt ist. Keine der hierin enthaltenen Informationen ist als zusätzliche Garantie zu interpretieren.

Insbesondere sind die SAP SE oder ihre Konzernunternehmen in keiner Weise verpflichtet, in dieser Publikation oder einer zugehörigen Präsentation dargestellte Geschäftsabläufe zu verfolgen oder hierin wiedergegebene Funktionen zu entwickeln oder zu veröffentlichen. Diese Publikation oder eine zugehörige Präsentation, die Strategie und etwaige künftige Entwicklungen, Produkte und/oder Plattformen der SAP SE oder ihrer Konzernunternehmen können von der SAP SE oder ihren Konzernunternehmen jederzeit und ohne Angabe von Gründen unangekündigt geändert werden. Die in dieser Publikation enthaltenen Informationen stellen keine Zusage, kein Versprechen und keine rechtliche Verpflichtung zur Lieferung von Material, Code oder Funktionen dar. Sämtliche vorausschauenden Aussagen unterliegen unterschiedlichen Risiken und Unsicherheiten, durch die die tatsächlichen Ergebnisse von den Erwartungen abweichen können. Dem Leser wird empfohlen, diesen vorausschauenden Aussagen kein übertriebenes Vertrauen zu schenken und sich bei Kaufentscheidungen nicht auf sie zu stützen.

SAP und andere in diesem Dokument erwähnte Produkte und Dienstleistungen von SAP sowie die dazugehörigen Logos sind Marken oder eingetragene Marken der SAP SE (oder von einem SAP-Konzernunternehmen) in Deutschland und verschiedenen anderen Ländern weltweit. Alle anderen Namen von Produkten und Dienstleistungen sind Marken der jeweiligen Firmen.

Zusätzliche Informationen zur Marke und Vermerke finden Sie auf der Seite www.sap.com/corporate/de/legal/copyright.html.