



**The Great GASB 87:
Are you Ready for Lease Compliance?**

Kathleen Wilhide, SAP oCFO Specialist
Thomas Anderson, SAP Solution Director
John Chapman, SAP Solution Engineer

Session ID ASUG83924

About the Speakers

Kathleen Wilhide

SAP Specialist – Finance, GRC, Security

Kathleen.wilhide@sap.com

Thomas Anderson

SAP Director Real Estate Management

Tom.Anderson@SAP.com

John Chapman

SAP Solution Engineer – Real Estate and Leasing

John.chapman@sap.com

Key Outcomes/Objectives

1. What it takes to comply with the new Leasing Standards
2. Leveraging technology for lease compliance
3. Solution overview and how to get started



Agenda

1. **Complying with the new lease accounting standards – GASB, FASB, IFRS**
2. Optimize – Leveraging technology for lease compliance –
Tom Anderson, Product Owner
3. Demonstration – SAP Real Estate/Contract & Lease Mgmt –
John Chapman, Solution Engineer
4. Summary and transition options to SAP Real Estate/Contract and Lease Management

The Lease Accounting Adoption Journey


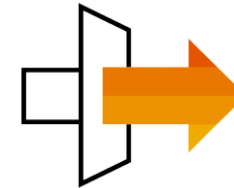
Comply
Meet the needs of today's
Compliance Standards



Optimize
Eliminate manual
work/spreadsheets and
increase lease governance



Transform
Drive innovation and
agility



Comply

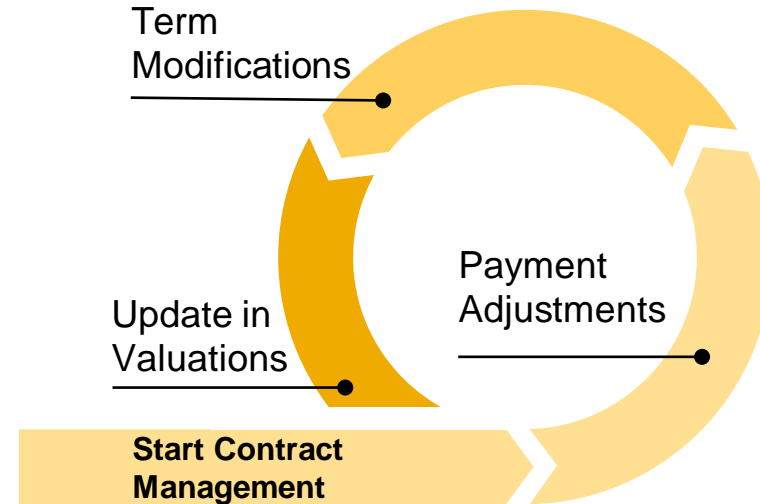
Completing the tasks required for compliance



Comply

- Standardization
- **Do what is needed** to achieve/meet/demonstrate the guidance of the regulations/GASB
- **Limited change to existing business processes** and/or core technology systems
- minor adaptation where required
- **Automation where convenient**, not a focus (priority)
- Some to significant **manual intervention anticipated** to achieve/meet/demonstrate
- Limited integration due to time constraint and desire to minimize complexity

However....Lease accounting is more than just one time compliance



Compliance (Day 1)

- Calculate valuations for lease
- Create Right of Use Assets and Liabilities
- Post depreciation, interest and repayment of liability
- Generate disclosure reports

Record to Report (Post Adoption)

- Manage lease modifications ensuring reassessments are accurately reflected
- Manage lease renewals and early terminations, Reclassification of short-term and long-term liabilities
- Automate accounting entries and disclosure reporting



Agenda

1. Complying with the new lease accounting standards – GASB, FASB, IFRS
2. **Optimize – Leveraging technology for lease compliance –
Tom Anderson, Product Owner**
3. Demonstration – SAP Real Estate/Contract & Lease Mgmt –
John Chapman, Solution Engineer
4. Summary and transition options to SAP Real Estate/Contract and Lease Management

Optimize

Reducing manual intervention using technology



Optimize

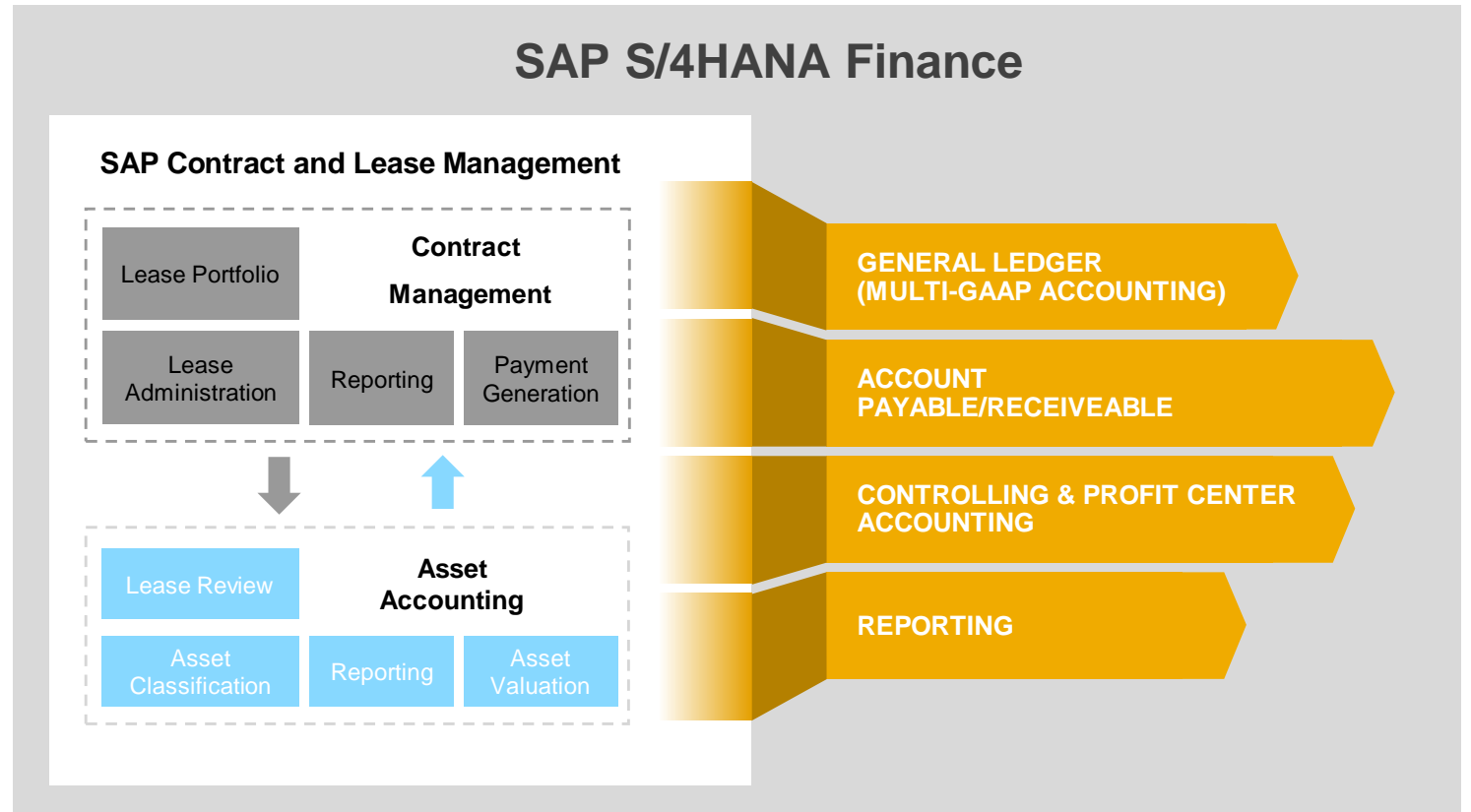
- **Review existing processes**/technologies and seek to improve using lessons learned from implementation
- Little to some manual intervention - a **focus on reducing manual workarounds** and interventions
- **Increased automation** with key external systems
- Use of data to **look retrospectively** and improve and optimize processes going forward to include execution, visibility, transparency, controls, and role responsibilities

SAP Contract and Lease Management

Natively Integrated Leasing Solution with SAP S/4HANA Finance

SAP Contract and Lease Management Solution is part of SAP Finance – enabling the transformation of your leasing processes:

- Unified platform for lease administrators and asset accountants
- Standardized leasing processes
- Real-time valuation of finance leases
- Elimination of financial interfaces



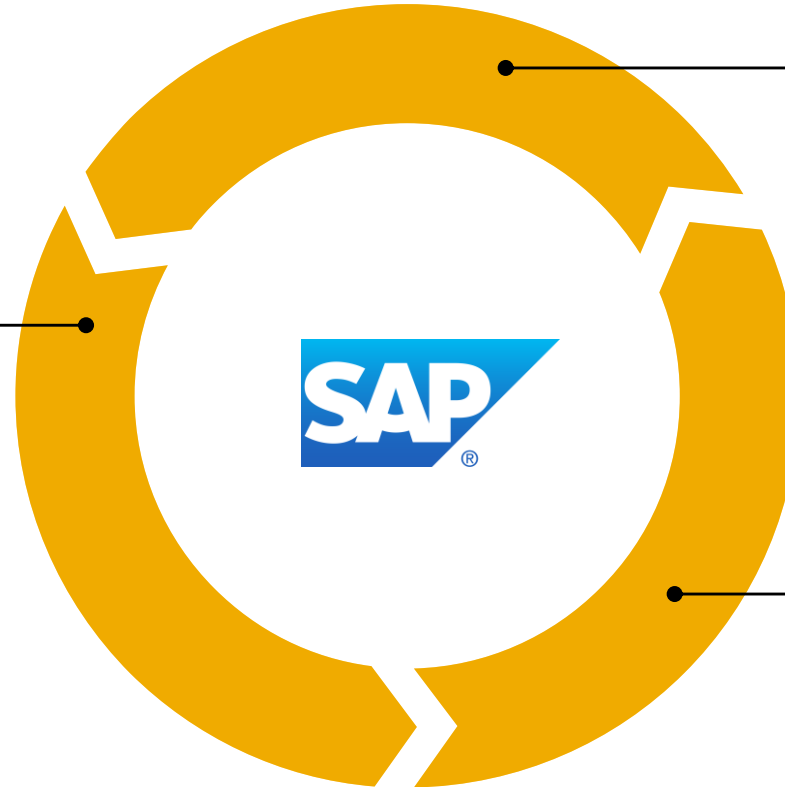
Coordination between the **Lease Administrator** and **Finance** is critical for proper classification and valuation. Sharing a common platform eliminates operational silos between these critical players.

SAP Contract and Lease Management

Leveraging a Proven Solution Used by Customers Globally

Contract Management

- Different lease types for lease in and lease out
- Leasing partners
- Subject of agreement like cost center, property, WBS Elements, equipment, internal Orders, etc...
- Terms and conditions for notice and renewal options (validity)
- Lease payment cash flow with full integration
- Critical dates and reminders
- Document management



Align accounting

- GASB 87 compliance
- Manage right-of-use assets and liabilities
- Post depreciation and repayments
- Lease payments

Valuation and Classification

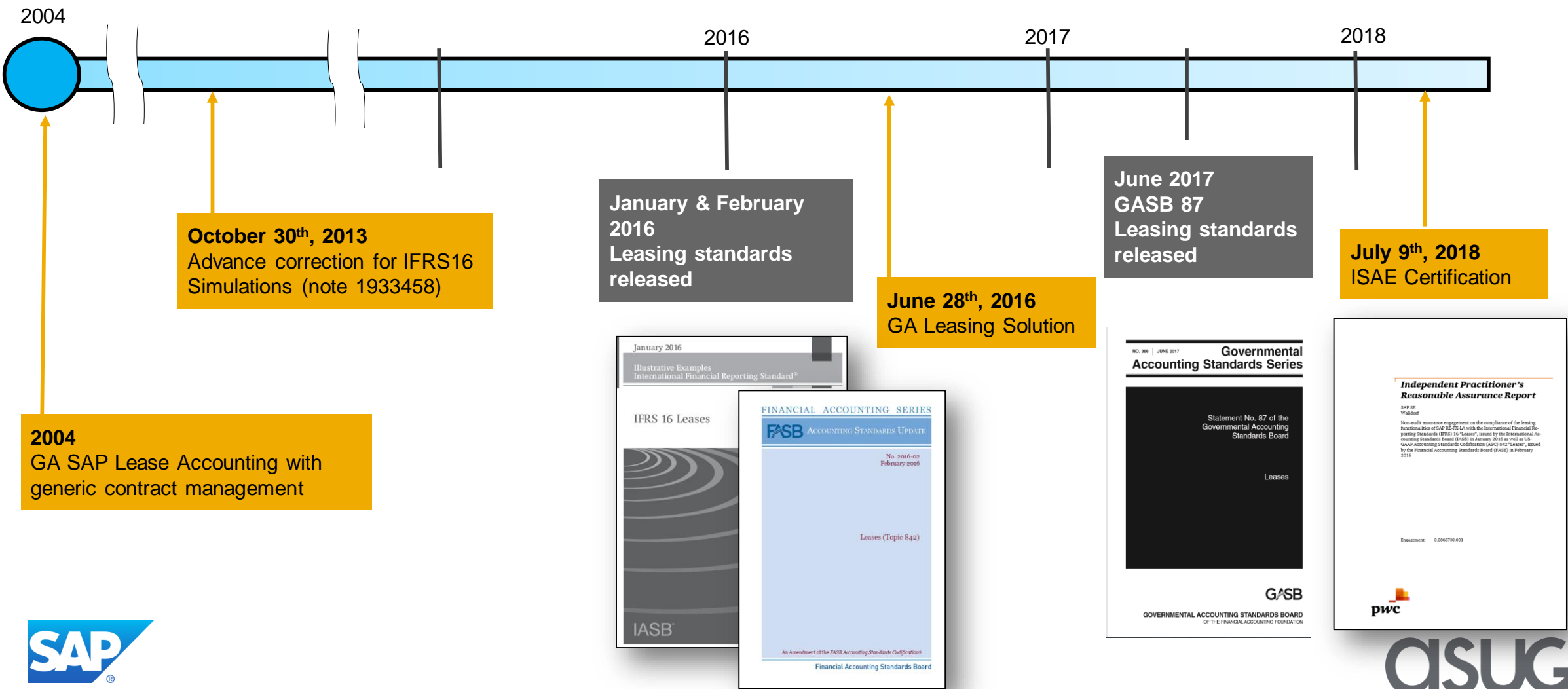
- Classification and valuation rules
- Calculate and report on net present value, depreciation, repayment and interest rate
- Lease Modification, Re-Assessments
- Statistical Valuation for non SAP Company Codes
- Support transition scenarios
- Create / Link to fixed assets



SAP Lease Accounting Timeline

Solution built on a proven platform

Developed with four Innovation Customers in different regions and with cooperation with global SAP Partners



2004
GA SAP Lease Accounting with generic contract management





October 30th, 2013
Advance correction for IFRS16 Simulations (note 1933458)

January & February 2016
Leasing standards released

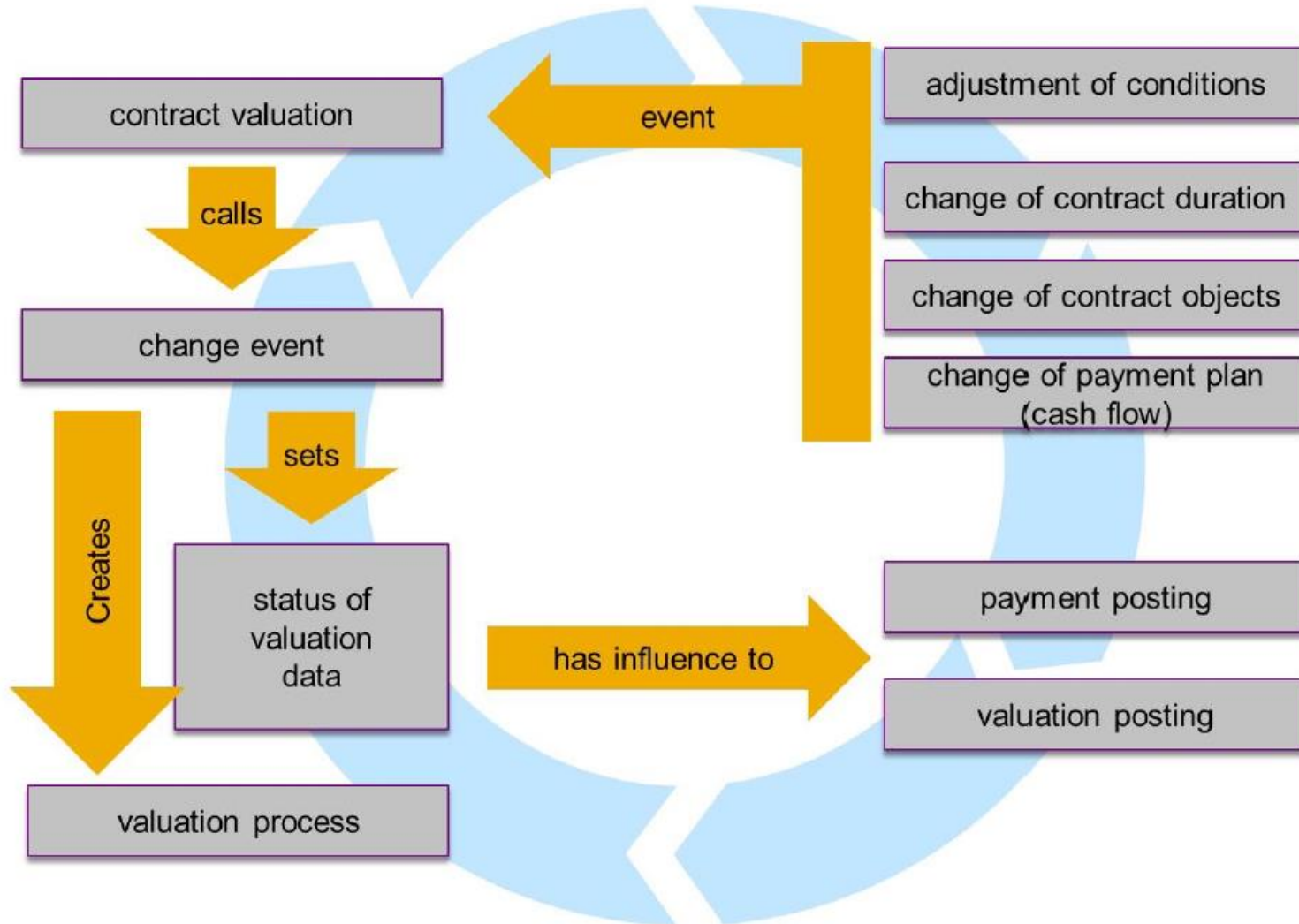
June 28th, 2016
GA Leasing Solution

June 2017
GASB 87 Leasing standards released

July 9th, 2018
ISAE Certification



Change Events Impact Valuation Process

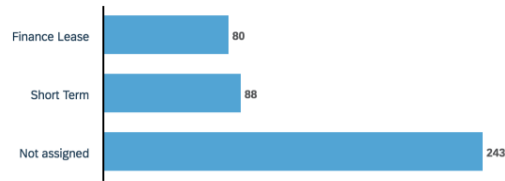


Analysis of Lease Valuations

Overview Country View Critical Dates **Valuation**

Contract & Lease Management - Valuation

Number of Records per Valuation Relevance



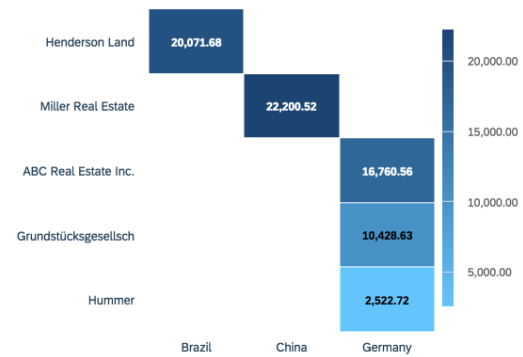
Contract Portfolio by Cash Flow Type

in Thousand EUR



Clearing per Contract Partner and Country

in Thousand EUR



Valuation - Cash Flow Overview

in EUR | Hidden | 5 sorts applied

FISCAL YEAR / PERIOD	COMPANY CODE	CONTRACT	COUNTRY (DL...)	COUNTRY (SH...)	CONTRAC...	CONTRA...	END OF TERM	MEASURES			
								Assets	Depreciation	Interest	Clearing
October 2018	LRE1 LRE1	REC LRE1/138	DE	Germany	ABC Real E...	01.01.1995	31.12.9999	242,288.31	53,095.84	274,763.27	
		REC LRE1/17	CN	China	Miller Real ...	30.12.2007	31.12.9999	405,264.45	51,089.68	435,304.38	
		REC LRE1/23	DE	Germany	Grundstück...	26.12.2010	31.12.9999	252,621.84	24,204.91	267,400.74	
November 2018	LRE1 LRE1	REC LRE1/25	BR	Brazil	Henderson ...	26.12.2010	31.12.9999	293,295.59	63,585.15	329,043.93	
		REC LRE1/138	DE	Germany	ABC Real E...	01.01.1995	31.12.9999	242,288.30	52,541.67	274,763.27	
		REC LRE1/17	CN	China	Miller Real ...	30.12.2007	31.12.9999	405,264.44	50,129.15	435,304.38	
December 2018	LRE1 LRE1	REC LRE1/23	DE	Germany	Grundstück...	26.12.2010	31.12.9999	252,621.85	23,596.93	267,400.74	
		REC LRE1/25	BR	Brazil	Henderson ...	26.12.2010	31.12.9999	293,295.59	62,921.50	329,043.93	
		REC LRE1/138	DE	Germany	ABC Real E...	01.01.1995	31.12.9999	242,288.31	51,986.12	274,763.27	
January 2019	LRE1 LRE1	REC LRE1/17	CN	China	Miller Real ...	30.12.2007	31.12.9999	405,264.45	49,166.21	435,304.38	
		REC LRE1/23	DE	Germany	Grundstück...	26.12.2010	31.12.9999	252,621.84	22,987.42	267,400.74	
		REC LRE1/25	BR	Brazil	Henderson ...	26.12.2010	31.12.9999	293,295.59	62,256.20	329,043.93	
February 2019	LRE1 LRE1	REC LRE1/138	DE	Germany	ABC Real E...	01.01.1995	31.12.9999	242,288.31	51,429.18	274,763.27	
		REC LRE1/169	DE	Germany	Hummer	26.12.2010	31.12.9999	40,048.17	6,709.46	43,495.20	
		REC LRE1/17	CN	China	Miller Real ...	30.12.2007	31.12.9999	405,264.45	48,200.86	435,304.38	
March 2019	LRE1 LRE1	REC LRE1/23	DE	Germany	Grundstück...	26.12.2010	31.12.9999	252,621.85	22,376.38	267,400.74	
		REC LRE1/25	BR	Brazil	Henderson ...	26.12.2010	31.12.9999	293,295.59	61,589.23	329,043.93	
		REC LRE1/138	DE	Germany	ABC Real E...	01.01.1995	31.12.9999	242,288.30	50,870.84	274,763.27	
April 2019	LRE1 LRE1	REC LRE1/169	DE	Germany	Hummer	26.12.2010	31.12.9999	40,048.16	6,617.50	43,495.20	
		REC LRE1/17	CN	China	Miller Real ...	30.12.2007	31.12.9999	405,264.44	47,233.10	435,304.38	
		REC LRE1/23	DE	Germany	Grundstück...	26.12.2010	31.12.9999	252,621.84	21,763.82	267,400.74	
May 2019	LRE1 LRE1	REC LRE1/25	BR	Brazil	Henderson ...	26.12.2010	31.12.9999	293,295.59	60,920.59	329,043.93	
		REC LRE1/138	DE	Germany	ABC Real E...	01.01.1995	31.12.9999	242,288.31	50,311.11	274,763.27	
		REC LRE1/169	DE	Germany	Hummer	26.12.2010	31.12.9999	40,048.17	6,432.88	43,495.20	
June 2019	LRE1 LRE1	REC LRE1/17	CN	China	Miller Real ...	30.12.2007	31.12.9999	405,264.45	45,290.32	435,304.38	
		REC LRE1/23	DE	Germany	Grundstück...	26.12.2010	31.12.9999	252,621.84	20,534.10	267,400.74	
		REC LRE1/25	BR	Brazil	Henderson ...	26.12.2010	31.12.9999	293,295.59	59,578.30	329,043.93	
July 2019	LRE1 LRE1	REC LRE1/138	DE	Germany	ABC Real E...	01.01.1995	31.12.9999	242,288.31	49,187.45	274,763.27	
		REC LRE1/169	DE	Germany	Hummer	26.12.2010	31.12.9999	40,048.16	6,340.22	43,495.20	
		REC LRE1/17	CN	China	Miller Real ...	30.12.2007	31.12.9999	405,264.44	44,315.29	435,304.38	
August 2019	LRE1 LRE1	REC LRE1/23	DE	Germany	Grundstück...	26.12.2010	31.12.9999	252,621.85	19,916.93	267,400.74	
		REC LRE1/25	BR	Brazil	Henderson ...	26.12.2010	31.12.9999	293,295.59	58,904.64	329,043.93	
		REC LRE1/138	DE	Germany	ABC Real E...	01.01.1995	31.12.9999	242,288.31	48,623.51	274,763.27	
September 2019	LRE1 LRE1	REC LRE1/169	DE	Germany	Hummer	26.12.2010	31.12.9999	40,048.17	6,247.34	43,495.20	
		REC LRE1/17	CN	China	Miller Real ...	30.12.2007	31.12.9999	405,264.45	43,337.82	435,304.38	
		REC LRE1/23	DE	Germany	Grundstück...	26.12.2010	31.12.9999	252,621.84	19,298.23	267,400.74	
October 2019	LRE1 LRE1	REC LRE1/25	BR	Brazil	Henderson ...	26.12.2010	31.12.9999	293,295.59	58,229.29	329,043.93	
		REC LRE1/138	DE	Germany	ABC Real E...	01.01.1995	31.12.9999	242,288.30	48,058.16	274,763.27	
		REC LRE1/169	DE	Germany	Hummer	26.12.2010	31.12.9999	40,048.17	6,154.22	43,495.20	
November 2019	LRE1 LRE1	REC LRE1/17	CN	China	Miller Real ...	30.12.2007	31.12.9999	405,264.45	42,357.90	435,304.38	
		REC LRE1/23	DE	Germany	Grundstück...	26.12.2010	31.12.9999	252,621.85	18,677.97	267,400.74	
		REC LRE1/25	BR	Brazil	Henderson ...	26.12.2010	31.12.9999	293,295.59	57,657.96	329,043.93	



Automatic update of all financial calculations and postings

REC Lease In Accounting LRE1/1000009 Display: Overviews

Contract: LRE1/1000009 68 Sapphire Change in Term Modification Exa...

General Data with Fast Entry Partners Term Objects Differing Measurements Posting Parameters Conditions Valuation Parameters Valuation Adjustment Resubmission **Overviews**

Overview:* Valuation Cash Flow

No.	Val.Rule	Calendar Year	Period	Contr.Val.	Pres.Val.	Assets	Opening Balance	Depreciation	Closing Balance	Opening Balance	Clearing	Interest	Closing Balance	
1	IFRS16	2019	1	36.000,00	33.890,71	33.890,71				33.890,71	11.000,00		22.890,71	
			12				33.890,71	11.296,90	22.593,81	22.890,71		1.373,44	24.264,15	
		2020	1				22.593,81	11.296,91	11.296,90	12.264,15	12.000,00		12.264,15	
			12				22.593,81	11.296,91	11.296,90	12.264,15		735,85	13.000,00	
		2021	1				11.296,90	11.296,90		13.000,00	13.000,00			✓
			12				11.296,90	11.296,90	✓					
								33.890,71	33.890,71		36.000,00		2.109,29	
								33.890,71	33.890,71		36.000,00		2.109,29	

Overview:* Valuation Cash Flow

Display (Newest Level)

No.	Val.Rule	Calendar Year	Period	Contr.Val.	Pres.Val.	Assets	Opening Balance	Depreciation	Closing Balance	Opening Balance	Clearing	Interest	Closing Balance
1	IFRS16	2019	1	36.000,00	33.890,71	33.890,71				33.890,71	11.000,00		22.890,71
			12				33.890,71	11.296,90	22.593,81	22.890,71		1.373,44	24.264,15
		2020	1				22.593,81	11.296,91	11.296,90	12.264,15	12.000,00		12.264,15
			12				22.593,81	11.296,91	11.296,90	12.264,15		735,85	13.000,00
		2021	1	78.000,00	67.760,73	54.760,73				67.760,73	13.000,00		54.760,73
			12				66.057,63	11.009,61	55.048,02	54.760,73		3.285,64	58.046,37
		2022	1				55.048,02	11.009,60	44.038,42	45.046,37	13.000,00		47.749,15
			12				44.038,42	11.009,60	33.028,82	34.749,15		2.702,78	36.834,10
		2023	1							36.834,10	13.000,00		23.834,10
			12							23.834,10		1.430,05	25.264,15
		2024	1							25.264,15	13.000,00		12.264,15
			12										

Critical Dates Management

Overview Country View **Critical Dates** Valuation

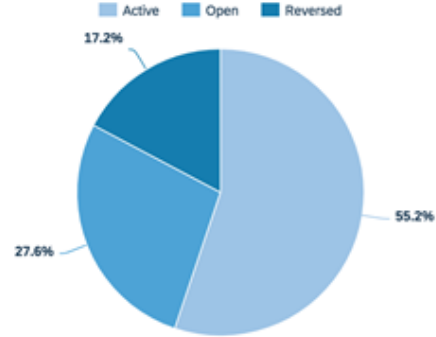
Contract & Lease Management - Critical Dates

Timefilter for Notification Date

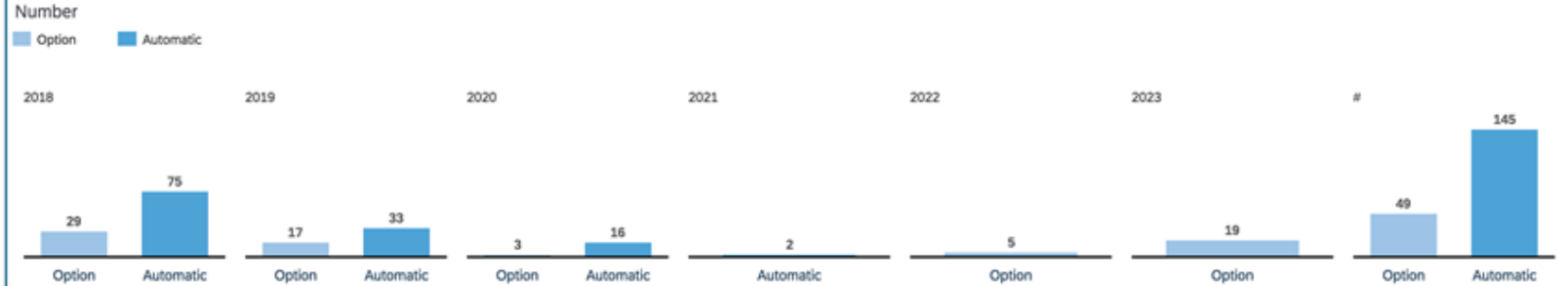
2018 2019 2020 2021 2022 2023 2024 2025 2026

2018 to 2023

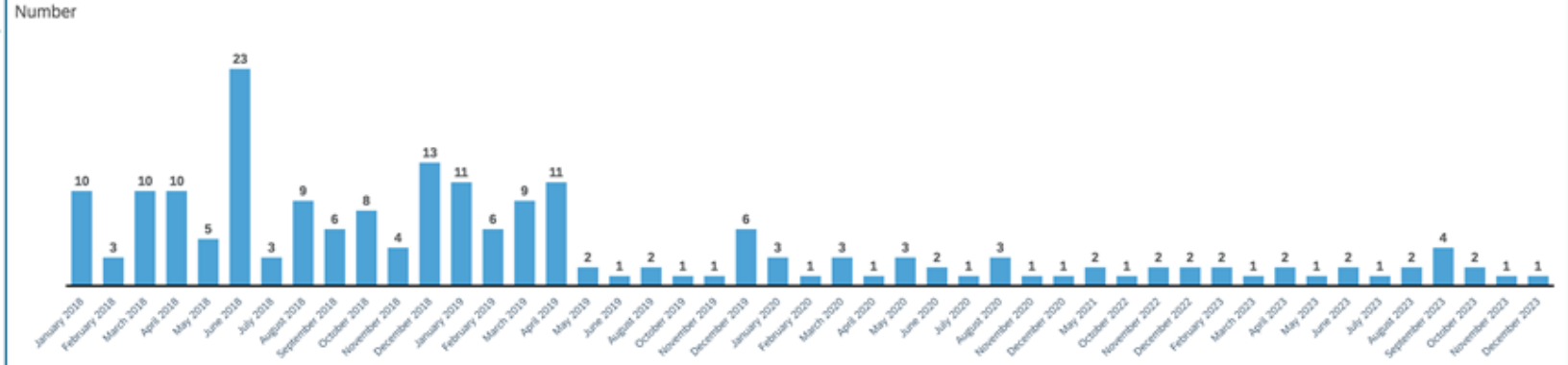
Leases per Renewal Status for 2018 - 2023
in %



Leases per Rule Type for 2018 - 2023



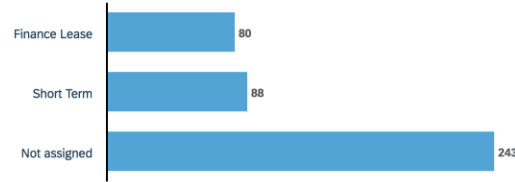
Leases by most Critical Date for 2018 - 2023



Analysis of Lease Valuations

Contract & Lease Management - Valuation

Number of Records per Valuation Relevance



Contract Portfolio by Cash Flow Type

in Thousand EUR

Assets Depreciation Interest Clearing



Clearing per Contract Partner and Country

in Thousand EUR



Valuation - Cash Flow Overview

in EUR Hidden 5 sorts applied

FISCAL YEAR / PERIOD	COMPANY CODE	CONTRACT	COUNTRY (DI...)	COUNTRY (SH...)	CONTRAC...	CONTRA...	MEASURES	END OF TERM	MEASURES			
									Assets	Depreciation	Interest	Clearing
October 2018	LRE1 LRE1	REC LRE1/138	DE	Germany	ABC Real E...	01.01.1995	31.12.9999		242,288.31	53,095.84	274,763.27	
		REC LRE1/17	CN	China	Miller Real ...	30.12.2007	31.12.9999		405,264.45	51,089.68	435,304.38	
		REC LRE1/23	DE	Germany	Grundstück...	26.12.2010	31.12.9999		252,621.84	24,204.91	267,400.74	
November 2018	LRE1 LRE1	REC LRE1/25	BR	Brazil	Henderson ...	26.12.2010	31.12.9999		293,295.59	63,585.15	329,043.93	
		REC LRE1/138	DE	Germany	ABC Real E...	01.01.1995	31.12.9999		242,288.30	52,541.67	274,763.27	
		REC LRE1/17	CN	China	Miller Real ...	30.12.2007	31.12.9999		405,264.44	50,129.15	435,304.38	
December 2018	LRE1 LRE1	REC LRE1/23	DE	Germany	Grundstück...	26.12.2010	31.12.9999		252,621.85	23,596.93	267,400.74	
		REC LRE1/25	BR	Brazil	Henderson ...	26.12.2010	31.12.9999		293,295.59	62,921.50	329,043.93	
		REC LRE1/138	DE	Germany	ABC Real E...	01.01.1995	31.12.9999		242,288.31	51,986.12	274,763.27	
January 2019	LRE1 LRE1	REC LRE1/17	CN	China	Miller Real ...	30.12.2007	31.12.9999		405,264.45	49,166.21	435,304.38	
		REC LRE1/23	DE	Germany	Grundstück...	26.12.2010	31.12.9999		252,621.84	22,987.42	267,400.74	
		REC LRE1/25	BR	Brazil	Henderson ...	26.12.2010	31.12.9999		293,295.59	62,256.20	329,043.93	
February 2019	LRE1 LRE1	REC LRE1/138	DE	Germany	ABC Real E...	01.01.1995	31.12.9999		242,288.31	51,429.18	274,763.27	
		REC LRE1/169	DE	Germany	Hummer	26.12.2010	31.12.9999	2,727,280.00	40,048.17	6,709.46	43,495.20	
		REC LRE1/17	CN	China	Miller Real ...	30.12.2007	31.12.9999		405,264.45	48,200.86	435,304.38	
March 2019	LRE1 LRE1	REC LRE1/23	DE	Germany	Grundstück...	26.12.2010	31.12.9999		252,621.85	22,376.38	267,400.74	
		REC LRE1/25	BR	Brazil	Henderson ...	26.12.2010	31.12.9999		293,295.59	61,589.23	329,043.93	
		REC LRE1/138	DE	Germany	ABC Real E...	01.01.1995	31.12.9999		242,288.30	50,870.84	274,763.27	
April 2019	LRE1 LRE1	REC LRE1/169	DE	Germany	Hummer	26.12.2010	31.12.9999		40,048.16	6,617.50	43,495.20	
		REC LRE1/17	CN	China	Miller Real ...	30.12.2007	31.12.9999		405,264.44	47,233.10	435,304.38	
		REC LRE1/23	DE	Germany	Grundstück...	26.12.2010	31.12.9999		252,621.84	21,763.82	267,400.74	
May 2019	LRE1 LRE1	REC LRE1/25	BR	Brazil	Henderson ...	26.12.2010	31.12.9999		293,295.59	60,920.59	329,043.93	
		REC LRE1/138	DE	Germany	ABC Real E...	01.01.1995	31.12.9999		242,288.31	50,311.11	274,763.27	
		REC LRE1/169	DE	Germany	Hummer	26.12.2010	31.12.9999		40,048.17	6,525.30	43,495.20	
June 2019	LRE1 LRE1	REC LRE1/17	CN	China	Miller Real ...	30.12.2007	31.12.9999		405,264.45	46,262.93	435,304.38	
		REC LRE1/23	DE	Germany	Grundstück...	26.12.2010	31.12.9999		252,621.85	21,149.73	267,400.74	
		REC LRE1/25	BR	Brazil	Henderson ...	26.12.2010	31.12.9999		293,295.59	60,250.28	329,043.93	
July 2019	LRE1 LRE1	REC LRE1/138	DE	Germany	ABC Real E...	01.01.1995	31.12.9999		242,288.30	49,749.98	274,763.27	
		REC LRE1/169	DE	Germany	Hummer	26.12.2010	31.12.9999		40,048.17	6,432.88	43,495.20	
		REC LRE1/17	CN	China	Miller Real ...	30.12.2007	31.12.9999		405,264.45	45,290.32	435,304.38	
August 2019	LRE1 LRE1	REC LRE1/23	DE	Germany	Grundstück...	26.12.2010	31.12.9999		252,621.84	20,534.10	267,400.74	
		REC LRE1/25	BR	Brazil	Henderson ...	26.12.2010	31.12.9999		293,295.59	59,578.30	329,043.93	
		REC LRE1/138	DE	Germany	ABC Real E...	01.01.1995	31.12.9999		242,288.31	49,187.45	274,763.27	
September 2019	LRE1 LRE1	REC LRE1/169	DE	Germany	Hummer	26.12.2010	31.12.9999		40,048.16	6,340.22	43,495.20	
		REC LRE1/17	CN	China	Miller Real ...	30.12.2007	31.12.9999		405,264.44	44,315.29	435,304.38	
		REC LRE1/23	DE	Germany	Grundstück...	26.12.2010	31.12.9999		252,621.85	19,916.93	267,400.74	
October 2019	LRE1 LRE1	REC LRE1/25	BR	Brazil	Henderson ...	26.12.2010	31.12.9999		293,295.59	58,904.64	329,043.93	
		REC LRE1/138	DE	Germany	ABC Real E...	01.01.1995	31.12.9999		242,288.31	48,623.51	274,763.27	
		REC LRE1/169	DE	Germany	Hummer	26.12.2010	31.12.9999		40,048.17	6,247.34	43,495.20	
November 2019	LRE1 LRE1	REC LRE1/17	CN	China	Miller Real ...	30.12.2007	31.12.9999		405,264.45	43,337.82	435,304.38	
		REC LRE1/23	DE	Germany	Grundstück...	26.12.2010	31.12.9999		252,621.84	19,298.23	267,400.74	
		REC LRE1/25	BR	Brazil	Henderson ...	26.12.2010	31.12.9999		293,295.59	58,229.29	329,043.93	
December 2019	LRE1 LRE1	REC LRE1/138	DE	Germany	ABC Real E...	01.01.1995	31.12.9999		242,288.30	48,058.16	274,763.27	
		REC LRE1/169	DE	Germany	Hummer	26.12.2010	31.12.9999		40,048.17	6,154.22	43,495.20	
		REC LRE1/17	CN	China	Miller Real ...	30.12.2007	31.12.9999		405,264.45	42,357.90	435,304.38	
January 2020	LRE1 LRE1	REC LRE1/23	DE	Germany	Grundstück...	26.12.2010	31.12.9999		252,621.85	18,677.97	267,400.74	
		REC LRE1/25	BR	Brazil	Henderson ...	26.12.2010	31.12.9999		293,295.59	57,759.25	329,043.93	
		REC LRE1/138	DE	Germany	ABC Real E...	01.01.1995	31.12.9999		242,288.31	47,759.25	274,763.27	



Disclosure Reporting

Overview of Liabilities Grading

More ▾

Valuation R...	Name of Valuation Rule	CTyp	Contr.type text	G/L acct	Name	01.01.2019 - 31.12.2019	Crcy	01.01.2020 - 31.12.2023	01.01.2024 -
FASB842 FL	FASB842 - Finance Lease	YLV2	Lease In	167000	Lease Liability	1.716.858,00	EUR	6.867.432,00	55.498.740,00
FASB842 OL	FASB842 - Operating Lease	LRE2	Lease In Accounting	167000	Lease Liability	228.519,00	EUR	557.544,00	255.600,00
		YLV2	Lease In	167000	Lease Liability	60.000,00	EUR	240.000,00	120.000,00
IFRS16	International Financial Reporting Standards (IFRS16)	LRE1	Lease In Accounting (Simple)	167000	Lease Liability	6.600,00	EUR	7.200,00	
		LRE2	Lease In Accounting	167000	Lease Liability	267.519,00	EUR	725.544,00	255.600,00
		YLV2	Lease In	167000	Lease Liability	9.764.104,44	EUR	12.103.931,64	670.311,12
						20.501.651,64		56.800.251,12	

Cash Flow Data for Valuation

More ▾

Calendar Year	Period	Valuation R...	Valuated Contract	No.	Linearization	Opening Balance	Depreciation	Closing Balance	Opening Balance	Settlement	Interest	Closing Balance	
2019	6	FASB842 OL	REC LRE1/1000006	1		58.448,86	2.991,99	55.456,87	58.448,86	3.162,00	170,01	55.456,87	
			REC LRE1/1000008	1	1.000,00	420.067,96	12.804,66	407.263,30	316.734,61	11.000,00	1.528,67	307.263,28	
			REC LRE1/1007	3		358.930,17	4.115,17	354.815,00	358.930,17	5.000,00	884,83	354.815,00	
			FASB842 OL			1.600,00	1.302.575,65	23.704,15	1.278.871,50	1.199.242,30	24.487,00	4.116,18	1.178.871,48
			IFRS16	REC LRE1/1000003	7	100,00	63.795,25	619,38	63.175,87	65.511,09	750,00	215,87	64.976,96
					8	100,00	63.795,25	619,38	63.175,87	65.511,09	750,00	215,87	64.976,96
					9	100,00	76.554,24	743,24	75.811,00	78.613,26	900,00	259,04	77.972,30
					10	100,00	76.554,24	743,24	75.811,00	78.613,26	900,00	259,04	77.972,30
					11	100,00	80.807,30	784,54	80.022,76	82.980,71	950,00	273,44	82.304,15
					12	100,00	91.439,86	887,77	90.552,09	93.899,25	1.075,00	309,41	93.133,66
				REC LRE1/1000004	1	50,00	10.770,93	566,90	10.204,03	10.903,63	600,00	51,52	10.355,15
				REC LRE1/1000006	2		56.856,31	2.992,44	53.863,87	58.448,86	3.162,00	170,01	55.456,87
				REC LRE1/1000008	2	1.000,00	416.251,72	13.427,47	402.824,25	316.734,61	11.000,00	1.528,67	307.263,28
				REC LRE1/1000010	1		99.880,12	1.816,01	98.064,11	100.687,83	2.000,00	328,96	99.016,79
				REC LRE1/1000011	1		74.910,11	1.362,00	73.548,11	75.515,90	1.500,00	246,72	74.262,62
				REC LRE1/1007	1		346.655,17	4.388,04	342.267,13	358.930,17	5.000,00	884,83	354.815,00
				REC LRE1/112	1		13.168.859,99	693.097,90	12.475.762,09	13.807.495,27	748.680,17	43.529,38	13.102.344,48
				REC LRE1/168	1	1.000,00	882.399,39	13.170,14	869.229,25	942.100,14	16.500,00	4.628,00	930.228,14
				REC LRE1/169	1		2.527.039,32	40.048,17	2.486.991,15	2.542.429,51	43.495,20	6.247,34	2.505.181,65
			IFRS16				2.650,00	18.036.569,20	775.266,62	17.261.302,58	18.678.374,58	837.262,37	59.148,10
						5.250,00	20.221.544,24	812.140,91	19.409.403,33	20.819.717,02	878.249,37	67.892,28	20.009.359,93
						5.250,00	20.221.544,24	812.140,91	19.409.403,33	20.819.717,02	878.249,37	67.892,28	20.009.359,93



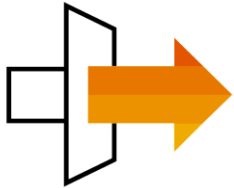


Agenda

1. Complying with the new lease accounting standards – GASB, FASB, IFRS
2. Optimize – Leveraging technology for lease compliance –
Tom Anderson, Product Owner
3. **Demonstration – SAP Real Estate/Contract & Lease Mgmt –
John Chapman, Solution Engineer**
4. Summary and transition options to SAP Real Estate/Contract and Lease Management

Transform via Automation

Strategic focus on optimizing leasing processes



Transform via Automation

- Prioritize organizational needs – capabilities matrix/maturity profile/**strategic focus**
- Greater use of **standardized processes** aligned to desired performance
- Understand and actively utilize “Compliance Lens” through repeatable use of **dashboards and analytics** to improve insights and drive actions
- Maximum/Optimal integration among systems and processes
- **Continuous management** and improvement of data quality and management as an enterprise asset
- Continuous close and constant insight into compliance

Portfolio Overview

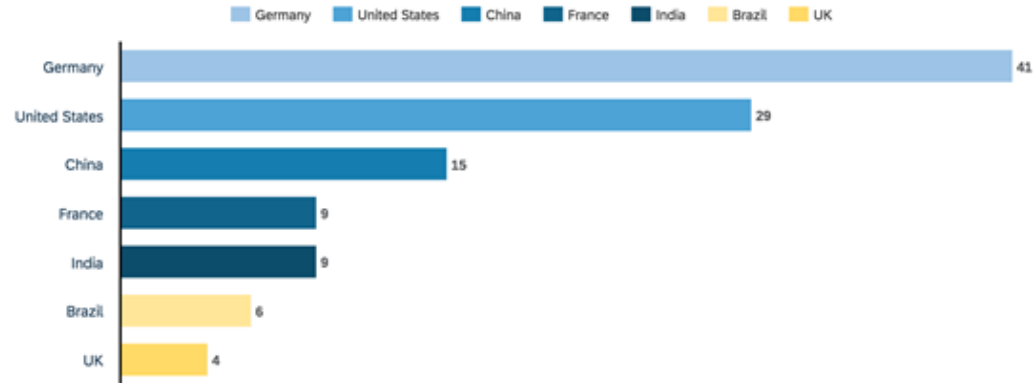
Contract & Lease Management - Country View

Select Dimension

- Country
- Contract:1st Partner
- Company Code
- Profit Center

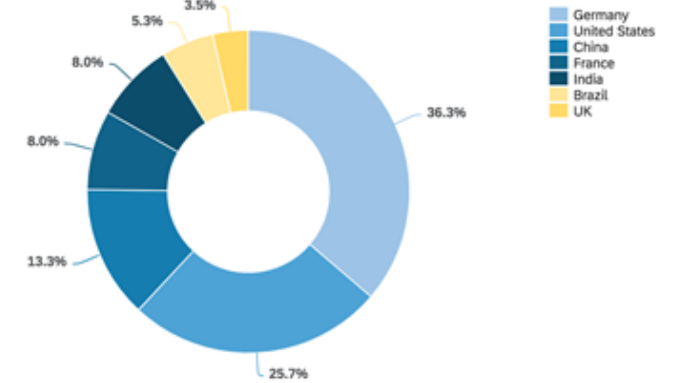
Number of Contracts per Country

Country Filter | Top 7



Number of Contracts per Country

Contract:1st Partner Filter | Top 7



DEMONSTRATION

Leases by Expiry Date for

Number | 2 Filters applied





Agenda

1. Complying with the new lease accounting standards – GASB, FASB, IFRS
2. Optimize – Leveraging technology for lease compliance –
Tom Anderson, Product Owner
3. Demonstration – SAP Real Estate/Contract & Lease Mgmt –
John Chapman, Solution Engineer
4. **Summary and transition options to SAP Real Estate/Contract and Lease Management**

SAP Contract and Lease Management

Enabling the transformation of lease accounting

Comply



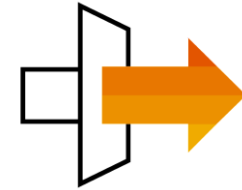
- GASB87/ASC842/IFRS16 Compliance
- Built-In Basic Disclosures Sync'd with GASB
- Integrated with ECC and S/4
- Increased internal controls/lower audit costs

Optimize



- Automated Lease Processing
- Simplified Lease Modifications
- Ability to update and do Lease Buy Decisions
- Multi-jurisdictional capability to improve filings
- Ability to Balance Views Across Real Estate and Movables
- Integration to Sourcing Networks

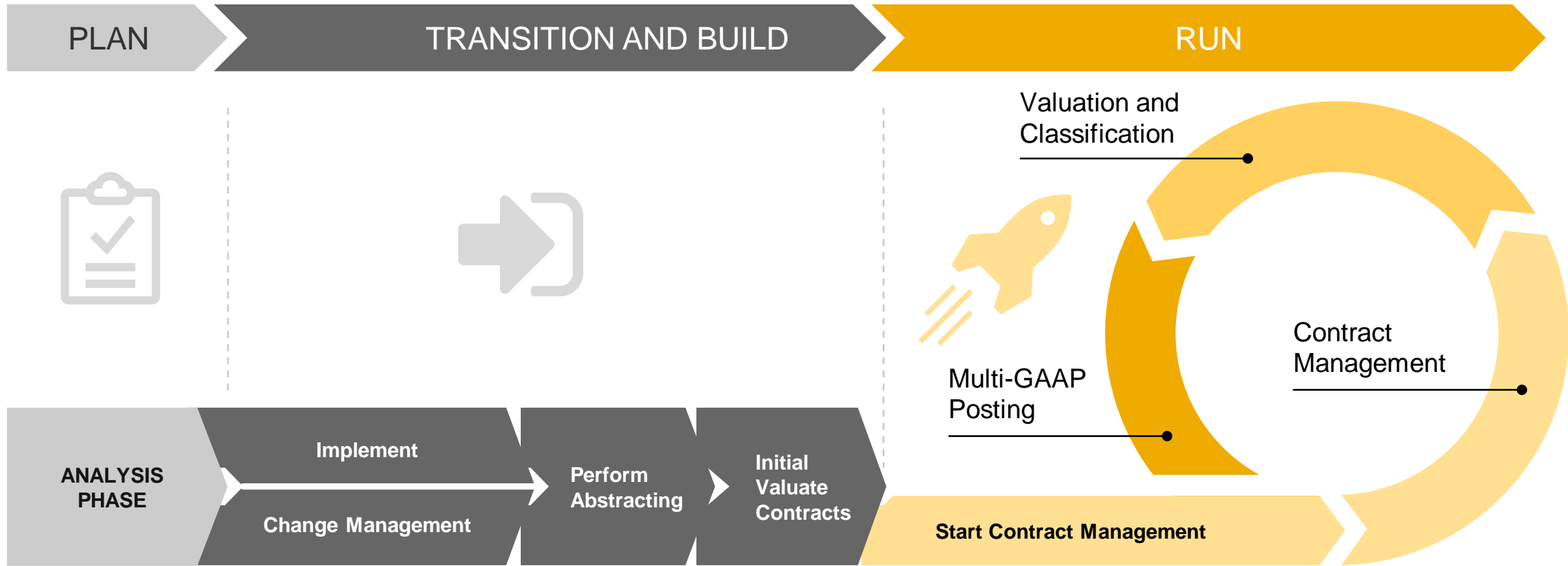
Transform



- Integrated to SAP S/4 and ECC
- Advanced Analytics via SAP Analytics Cloud
- Dashboards to Provide Real-time Insights for proactive management
- Allows for real-time What If analysis for Lease/Buy Decisions
- Integration With Treasury to Manage Capital Structure

SAP Contract and Lease Management

Get ready for the new Standards



SAP Contract and Lease Management

How to get started

Information Materials

- [SAP.com](https://www.sap.com)
- Overview note 2255555
- [SAP help](#)
- [Partner JAM page](#)

Training Materials

- SAP Training RE050
 - Classroom
 - Virtual Training
- SAP Press: Leasing with SAP RE-FX
- SAP Demo Cloud
 - [Demo 15341 - SAP S/4HANA Cloud REFX Equipment Leasing IFRS16](#)
 - [Demo 13721 - S/4HANA: Lease Valuation for New Accounting Standards](#)

Implementation Support

- Delivered example customizing:
 - 2403881 - BC set delivery customizing
- Consulting notes:
 - 2580277 - Account determination
 - **2544232 - Handling transition scenarios**
 - 2568784 - Integration with FI-AA
 - 2555105 - Explanation of calculations
 - 2662137 – Frequently Asked Questions



Thank you.

Contact information:

Kathleen Wilhide

Specialist – Finance, GRC, Security

Kathleen.wilhide@sap.com

Thomas Anderson

Director Real Estate Management

Tom.Anderson@SAP.com

John Chapman

Solution Engineer – Real Estate and Leasing

John.chapman@sap.com

Take the Session Survey.

We want to hear from you! Be sure to complete the session evaluation on the SAPPHIRE NOW and ASUG Annual Conference mobile app.



Presentation Materials

Access the slides from 2019 ASUG Annual Conference here:

<http://info.asug.com/2019-ac-slides>

Let's Be Social.

Stay connected. Share your SAP experiences anytime, anywhere.

Join the ASUG conversation on social media: **@ASUG365 #ASUG**

