



---

## Redefine Identity Management with an Upgrade to SAP Identity Management Release 8.0

Sai Rolla, SAP Manager, Kellton Tech, Inc.

Manish Garg, Director SAP CoE, Big Lots Stores, Inc.

ASUG83957

# About the Speakers

## Sai Rolla

- SAP Manager, Kellton Tech, Inc.
- Business Enterprise Solutions practice with key focus on Netweaver, HANA, UX and Cloud
- Stay calm, believe in SAP

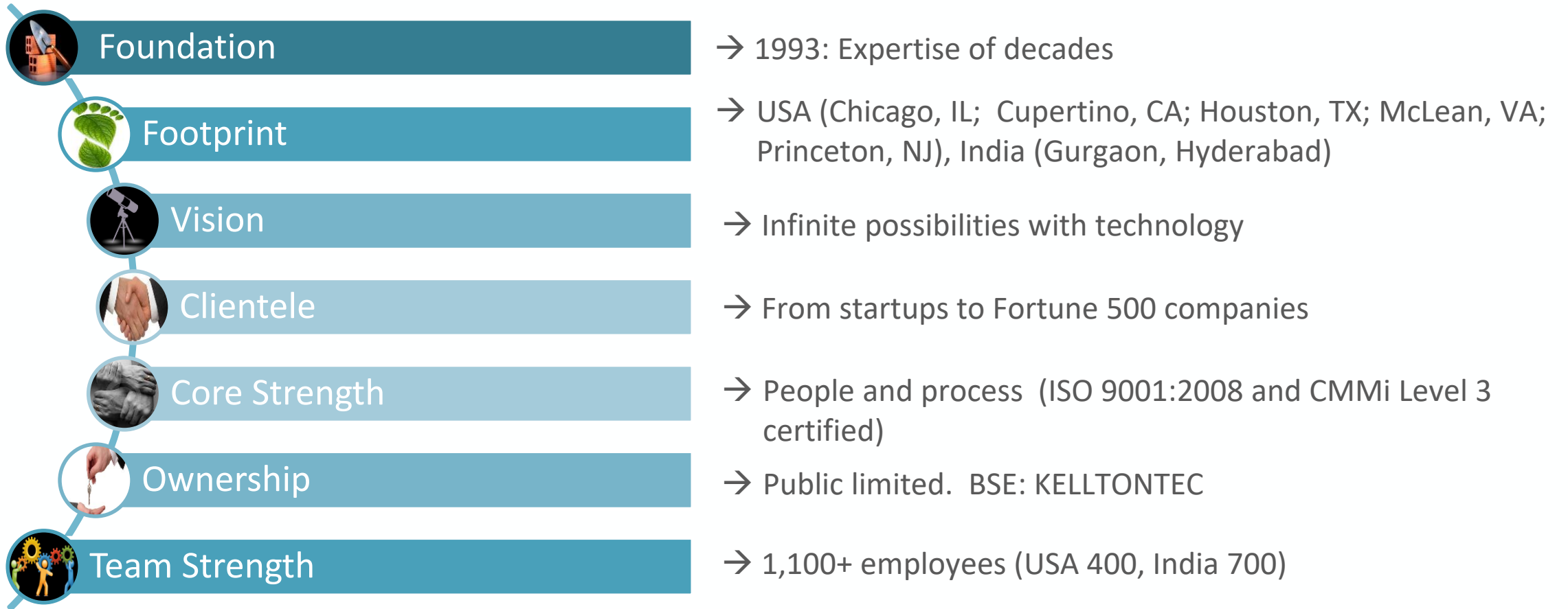
## Manish Garg

- Director SAPCoE, Big Lots Stores, Inc.
- ASUG program chair - Retail SIG
- Successful enterprises run SAP








































# Big Lots Stores, Inc.

- Headquarters in Columbus, Ohio
- More than 50 years in business
- 1400+ stores in 47 states
- Over 35,000 associates
- SAP Customer for more than a decade
































# About Kellton Tech, Inc.



# Customers

Retail	Oil & Gas and Utilities		Manufacturing	
J. CREW				
				
				
				
				
				
				
				

# Customers (ctd.)

Chemical	Financial Services	Distribution	Others	
				
				
				
				
				
				
				
				

# Key Outcomes/Objectives

- ✓ Why IDM 8.0 is better than previous versions
- ✓ Upgrade vs install
- ✓ Accelerate transition to 8.0

# Agenda

- Identity Management at Big Lots
- What's new in 8.0
- Upgrade approach from 7.1 to 8.0
- Accelerate the transition
- Key considerations



# IDM at Big Lots

Single Source of truth

IDM 7.1 since 2012

End of SAP Support

OS and Database support

Limitations of IDM 7.1

# Use case

Use Case	Leading Identity System	Source System for Data	Provisioned Data
SAP Enterprise Portal	Corporate LDAP directory	<p>LDAP server: Users and groups</p> <p>AS Java: Portal roles, UME roles</p> <p>AS ABAP: ABAP roles, ABAP profiles, company addresses</p>	<p>AS Java (read from LDAP): UME users and UME groups</p> <p>AS Java (provisioned from IC): Role assignments</p> <p>AS ABAP: Users, user/role assignments, and user/profile assignments</p>

# Test cases

U2 – Search for a person using advanced search

U5 – Change a person's details

U6 – Assign a technical role to a user

U7 – Removing a technical role from a user

U8 – Provision the user through a button

U9 – Reset a user's password in a system

U10 – Lock a person

U11 – Unlock a person

J1 – Search for a job code using advanced search

J5 – Assign a user to a job code

J6 – Remove a user from a job code

J8 – Change a job code

J9 – Approval of the job code change should update the user

B1 – Read changes from AD

B3 – Prod should put approvals in to do list

B5 – Delta load of roles from systems

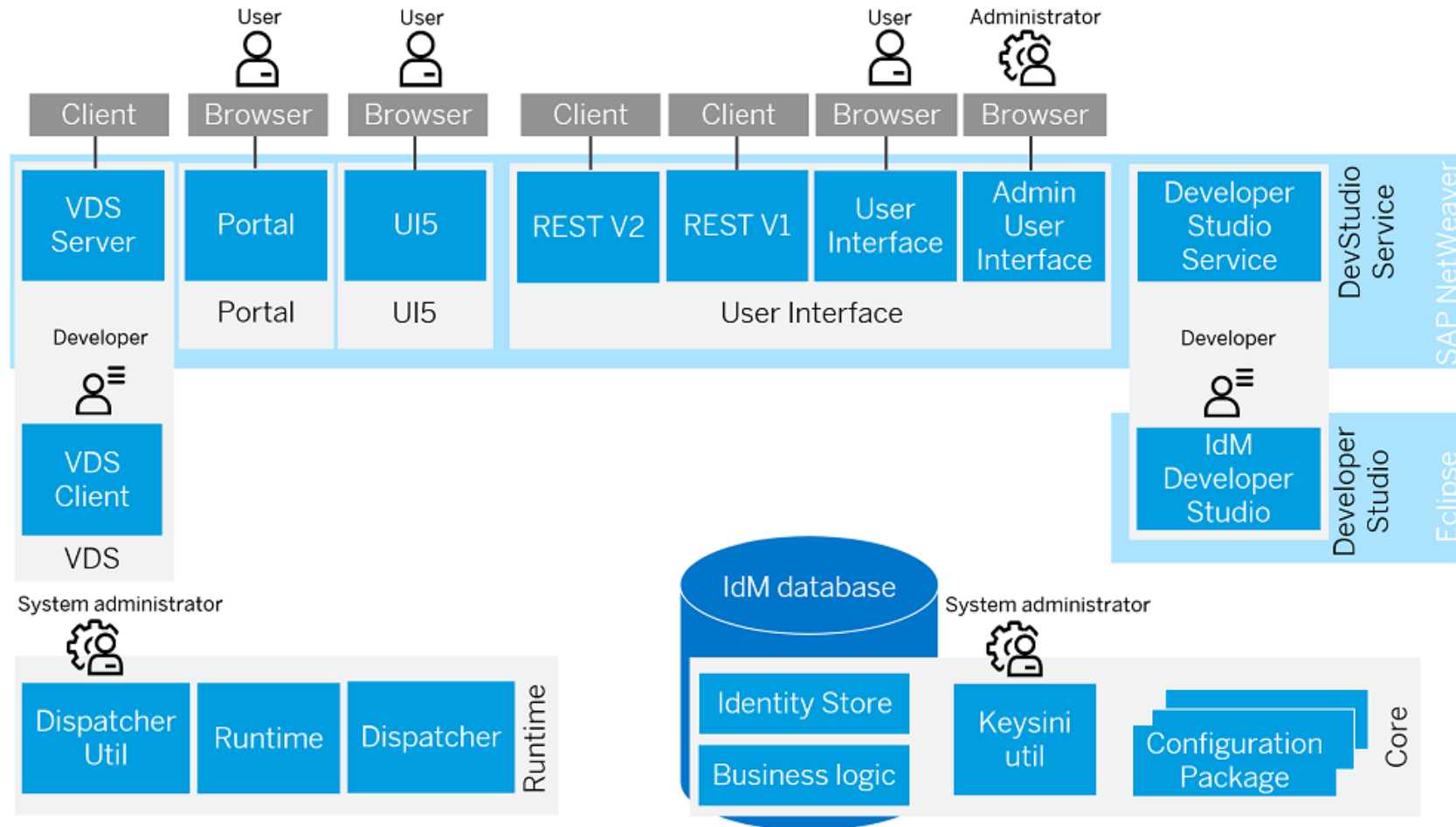
B6 – Provision roles to Java only system

B7 – Provision roles to ABAP system

B8 – Removal of all access should delete the user in the provisioned system.

# What's new in IDM 8.0

# IDM Architecture



# Eclipse Studio

The screenshot displays the Eclipse IDE interface for an SAP Identity Management project. The left-hand side shows a project explorer with a tree view of the project structure, including folders for 'IDM\_QASQL09', 'IDM\_SQL9PROD', 'Management', 'BigLots', 'Identity Store Schema', 'Packages', 'Custom', 'RDS', and 'SAP'. The central workspace is divided into three main areas: a search window at the top with a list of script names such as 'sapc\_cloneRole', 'sapc\_disableEnableIdentity', 'sapc\_getContextVar', 'sapc\_repairMSKEYs', 'sapc\_report\_convertChangedBy', and 'sapc\_report\_convertChangeType'; a process flow diagram below the search window showing a 'Switch Task' with an 'MX\_PERSON' condition leading to an 'SAPC Assign Account Priv...' task; and a code editor at the bottom showing the implementation of the 'sapc\_disableEnableIdentity' function. The code includes comments and variable declarations for user and notification data.

```
1 // Main function: sapc_disableEnableIdentity
2 // 2016-01-27 SAP D050614: Added reference to parent audit in uProvision calls (3rd parameter)
3
4 function sapc_disableEnableIdentity(Par) {
5
6     var rds = sapc_core_scriptHeader("sapc_disableEnableIdentity", Par);
7
8     // Input data form input parameters
9     var userMskeyValue = Par.get("USER_MSKEYVALUE");
10    var userMskey = Par.get("USER_MSKEY");
11    var userDisplayName = Par.get("USER_DISPLAYNAME");
12    var repNotification = Par.get("REP_NOTIFICATION");
13
14    // input date from context vars
```

- Harmonization
- Re-use
- Standardization
- Security
- Drag and Drop
- Auto complete
- Syntax checker

## Connecting SAP Systems

This section describes how to connect SAP systems to SAP Identity Management and set up your landscape accordingly.

### Related Information

- [Setting Up an SAP HCM System](#)
- [Setting Up an AS ABAP System](#)
- [Setting Up an AS Java System](#)
- [Setting Up an SAP HANA System](#)
- [Setting Up a SuccessFactors System](#)

Copyright | Important  
Disclaimers and Legal  
Information

# Web UI

## Details of Repository "B6D100":

Constants **Jobs**

- SAPC AS ABAP - Read Authorization Details
- SAPC AS ABAP - Connection Test
- SAPC AS ABAP - Initial Load
- SAPC AS ABAP - Last Logon & Creation
- SAPC AS ABAP - Read Help Values GLOBAL
- SAPC AS ABAP - Read Help Values SYSTEM SPECIFIC
- SAPC AS ABAP - Reconciliation Report
- SAPC AS ABAP - Reset Delta
- **SAPC AS ABAP - Update Job**
- SAPC AS ABAP - Delete Empty Users
- SAPC AS ABAP - Connection Test
- SAPC AS ABAP - Update ONLY Privs(Migration - For one time run only)

### Configure and Execute Job "SAPC AS ABAP - Update Job"

[Run Now](#) [Stop](#) [Enforce Restart](#) | [Save](#) [Refresh](#)

Enabled

Schedule Rule:

Overall Status: ■

Job State: Idle

Dispatcher Assigned:

Next Scheduled Run: 2019-04-03 00:00:01

### Display Job Runs

Show:  | [Details](#)

State	Operations	Errors	Warnings	Start Time
⚠	4,192	0	49	2019-04-02 00:03:23

## Details of Repository "B6D100":

Constants **Jobs**

### Edit constants of repository "B6D100"

[Save](#) [Refresh](#)

Name	Value	Description
JCO_CLIENT_SNC_QOP		SNC level of security, 1 to 9
JCO_CLIENT_SYSNR		AS ABAP system number
JCO_CLIENT_USER	IDM_DEV	User name of the communication user
MX_MOD_VALIDITY_TASK	▶ 17145/AssignUserMembership	
MX_PRIV_GROUPING_RULE	▶ P:4	
MX_REQ_PRIV_NOMASTER_TASK	▶ 2227/SAPC_NoMaster_Process	
MX_VALIDATE_ADD_TASK	▶ -1/	
MX_VALIDATE_DEL_TASK	▶ -1/	
MX_VALIDATE_MOD_VALIDITY_TASK	▶ -1/	
SAPC_FILTER_USERS_DELETE	'DDIC','SAP*','SAPACCESS','SAPSUPPORT'	Use this filter to skip deletion of these users for e.g. 'DDIC','SAP*','SUPPORT'

# Revision History

- ▼ IDM\_SQL9PROD
  - > Management
  - ▼ BigLots
    - > Identity Store Schema
    - ▼ Packages
      - > Custom
      - ▼ RDS
        - > com.sap.rds.idm approval
        - > com.sap.rds.idm approval
        - > com.sap.rds.idm approval
        - > com.sap.rds.idm approval
        - > com.sap.rds.idm approval
        - > com.sap.rds.idm approval
        - > com.sap.rds.idm approval
        - > com.sap.rds.idm approval
        - > com.sap.rds.idm approval
        - > com.sap.rds.idm approval
        - > SAP

- Close Related Objects
- Search...
- Export...
- Import...
- Check out...
- Check in...
- Revert Package...
- New >
- Cut Ctrl+X
- Copy Ctrl+C
- Delete Delete
- Refresh F5
- Rename
- Job Log
- Properties

General | Public Objects | Dependencies | Authorized Users | **Revision History**

Revision History

type filter text Restore Selected






Version	Date	User	Action	Description:	Import User	Import Date	Import De
1.2	2019-03-30 18...	IDM_D...	Package imported	Package Restored	IDM_DEVELOPER	2019-03-30 18...	
1.2	2019-03-29 07...	IDM_D...	Package imported	Package Restored	IDM_DEVELOPER	2019-03-29 07...	
1.2	2019-03-28 07...	IDM_D...	Package imported	Package Restored	IDM_DEVELOPER	2019-03-28 07...	
1.2	2019-03-27 17...	IDM_D...	Package imported	Package Restored	IDM_DEVELOPER	2019-03-27 17...	
1.1	2019-03-27 16...	IDM_D...	Package imported	Before export to PRD9	IDM_DEVELOPER	2019-03-27 16...	
1.2	2019-03-27 07...	IDM_D...	Package imported	Package Restored	IDM_DEVELOPER	2019-03-27 07...	
1.2	2019-03-26 09...	IDM_D...	Package imported	Package Restored	IDM_DEVELOPER	2019-03-26 09...	
1.2	2019-03-25 17...	IDM_D...	Package restored	Package Restored			
1.2	2019-03-25 17...	IDM_D...	Package checked in				
1.1	2018-10-07 20...	IDM_D...	Package restored	Package Restored			
1.1	2018-10-05 07...	IDM_D...	Package imported	Before export to PRD9	IDM_DEVELOPER	2018-10-05 07...	
1.1	2018-10-04 07...	IDM_D...	Package imported	Before export to PRD9	IDM_DEVELOPER	2018-10-04 07...	
1.1	2018-10-04 07...	IDM_D...	Package restored	Package Restored			
1.1	2018-10-03 09:26:52	IDM_D...	Package imported	Before export to PRD9	IDM_DEVELOPER	2018-10-03 09...	
1.1	2018-10-02 10...	IDM_D...	Package imported	Before export to PRD9	IDM_DEVELOPER	2018-10-02 10...	








# Transition to IDM 8.0

# Upgrade vs Install – IDM 7.1 to 8.0

## Upgrade

-  Historical data retained
-  Audit data available
-  Reorganization and re-work
-  Slower approach
-  Direct upgrade from 7.1 not possible

## Install IDM 8.0

-  Faster approach
-  Easy and clean
-  No historical data
-  Develop from scratch
-  Content migration possible from 7.2 but not 7.1 to 8.0

# Project Cycle



Prepare



Explore



Realize



Deploy

Task Name

**Install 7.2 components on Win 2012 Svr**

- Create GOLD Copy of SQL DB (CLONE)
- Install IDM 7.2 Mgmt Console
- Install 7.2 Identity Ctr Runtime Components
- Upgrade Identity Ctr Database
- Upgrading Dispatcher and Event Agent Svcs
- Migrate/Install 7.2 Virtual Directory Server
- Test system operability in compatibility mode

**Turn off 7.1 Compatibility Mode on New Server**

- Run IDM Config Analyzer tool
- Backup SQL DB
- Run Data Migration Tool to Remove 7.1 data and turn off 7.1
- Run MigrateDB PURE
- Upgrade DB Schema again using mxmc-update
- Start System, open dispatcher config and select housekeeping actions
- Test connectivity to SAP systems and to Active Directory

**Upgrade IDM from 7.2 to 8.0**

UPGRADE PREP

**Upgrade Components to 8.0**

- Upgrade DB schema
- Install runtime components
- Upgrade SAP IDM user interfaces
- Upgrade REST svcs
- Deploy Developer Studio for Developers, administrators and provide initial security

**Remediate/Modify backend to use Active Directory data to map Peoplesoft Job Code to IDM roles**

# Observations - after upgrade



OLD CONTENT STILL  
VISIBLE – FAVORITES,  
FORMS



WORKFLOW TASK IDS  
MISSING




BI-WEEKLY BOUNCE  
CAUSE IDM  
DISPATCHER ERRORS



DATE AND NUMBER  
FORMAT USER  
DEFAULTS



CUSTOMIZATION PER  
SYSTEM



SCHEDULING RULES  
MIGHT GET LOST

# Accelerate transition to 8.0

---



DEVELOP CONTENT AND  
IMPORT



IDM 8 PROVISIONING  
FRAMEWORK (PACKAGES  
WITH TEMPLATES)



ESTABLISH SCOPE BASED  
ON CLEAR  
REQUIREMENTS



ADAPT TEST CASES TO  
NEW VERSION

# Key points

01

Implement with RDS like content

02

Model QA IDM same like Production IDM

03

Align with business and corporate security policy

04

Keep audit requirements in mind

05

Connect non-Prod backend systems to Production IDM first for testing and validation

# Conclusion

CONDUCT TRAINING BEFORE  
GO-LIVE

ALLOCATE MAXIMUM TIME FOR  
TESTING

RE-DESIGN AND RE-LINK

VERSIONING IMPROVED,  
REVERT IN CASE OF ERRORS

UPGRADE ONLY IF HISTORICAL  
CONTENT REQUIRED

# References

- <https://wiki.scn.sap.com/wiki/display/Security/SAP+Identity+Management+8.0+Documentation>
- SAP Note 2036858 - Central note: entry point for all information and notes relating to SAP Identity Management 8.0
- SAP Note 2624206 - Retirement of SAP Identity Management rapid-deployment solution



# Take the Session Survey.

We want to hear from you! Be sure to complete the session evaluation on the SAPPHIRE NOW and ASUG Annual Conference mobile app.



# Presentation Materials

Access the slides from 2019 ASUG Annual Conference here:

<http://info.asug.com/2019-ac-slides>

# Q&A

For questions after this session, contact us at [sai.rolla@kelltontech.com](mailto:sai.rolla@kelltontech.com)

# Let's Be Social.

Stay connected. Share your SAP experiences anytime, anywhere.

Join the ASUG conversation on social media: **@ASUG365 #ASUG**

