



---

# SAP Fiori Launchpad All You Need to Know to Get Started

Itay Zur, SAP Cloud Platform Digital Workspace  
Session ID ASUG83659

# Agenda

- Motivation
- Features and key capabilities
- Deployment & Configuration
- UI integration levels
- Outlook & Roadmap
  - Central SAP Fiori launchpad
  - SAP Fiori 3
- Key Takeaways



# SAP Fiori launchpad

# Motivation









# SAP Fiori

## DESIGN



### Role-based

---

Designed for you,  
your needs, and  
how you work



### Adaptive

---

Adapts to multiple  
use cases and  
devices



### Simple

---

Only what is  
necessary



### Coherent

---

Provides one  
fluid, intuitive  
experience



### Delightful

---

Makes an  
emotional  
connection

## TECHNOLOGY



SAPUI5



iOS




Android

Other Technologies

# Central entry point for end users

Provide the relevant tasks and activities for the user across functional areas and technologies



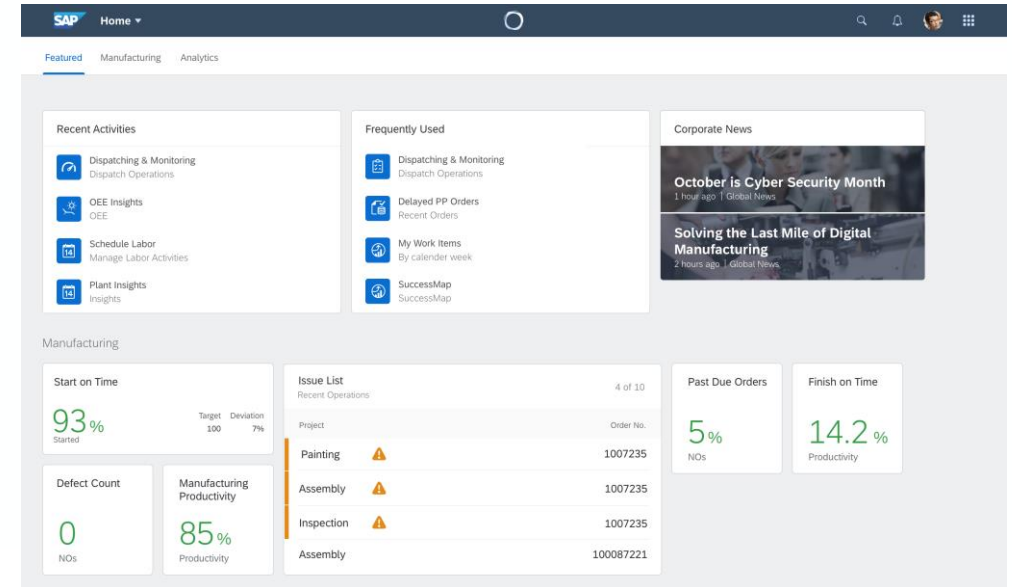
# Central SAP Fiori launchpad for the Intelligent Enterprise Suite

- **Business processes** combine apps from different products (on premise & cloud) in a **central SAP Fiori launchpad**

## Frontrunner process:

- Design-to-operate

- Customers can **enrich and adapt these processes**
- **Consistent look and feel** (SAP Fiori design) and **navigation** between apps



SAP Fieldglass

SAP C/4 HANA

Outlook

SAP S/4 HANA

SAP SuccessFactors  
ASUG

... and other SAP and non-SAP products



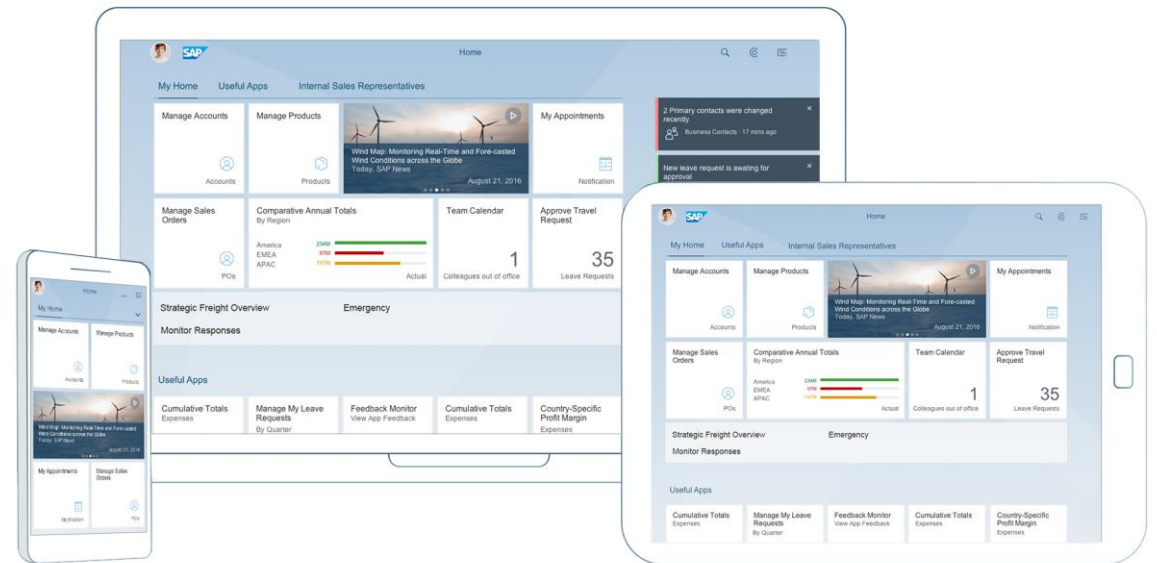
# SAP Fiori launchpad Features & Key Capabilities



# SAP Fiori launchpad

Web-based entry point for SAP business applications across platforms and devices

- SAP Fiori launchpad is a **role-based, personalized, real-time, and contextual** aggregation point for business applications and analytics.
- It runs on multiple devices, using the **responsive design** paradigm.
- It is designed according to the **simple and intuitive** SAP Fiori user experience, while supporting classic UI technologies.



# SAP Fiori launchpad – home page

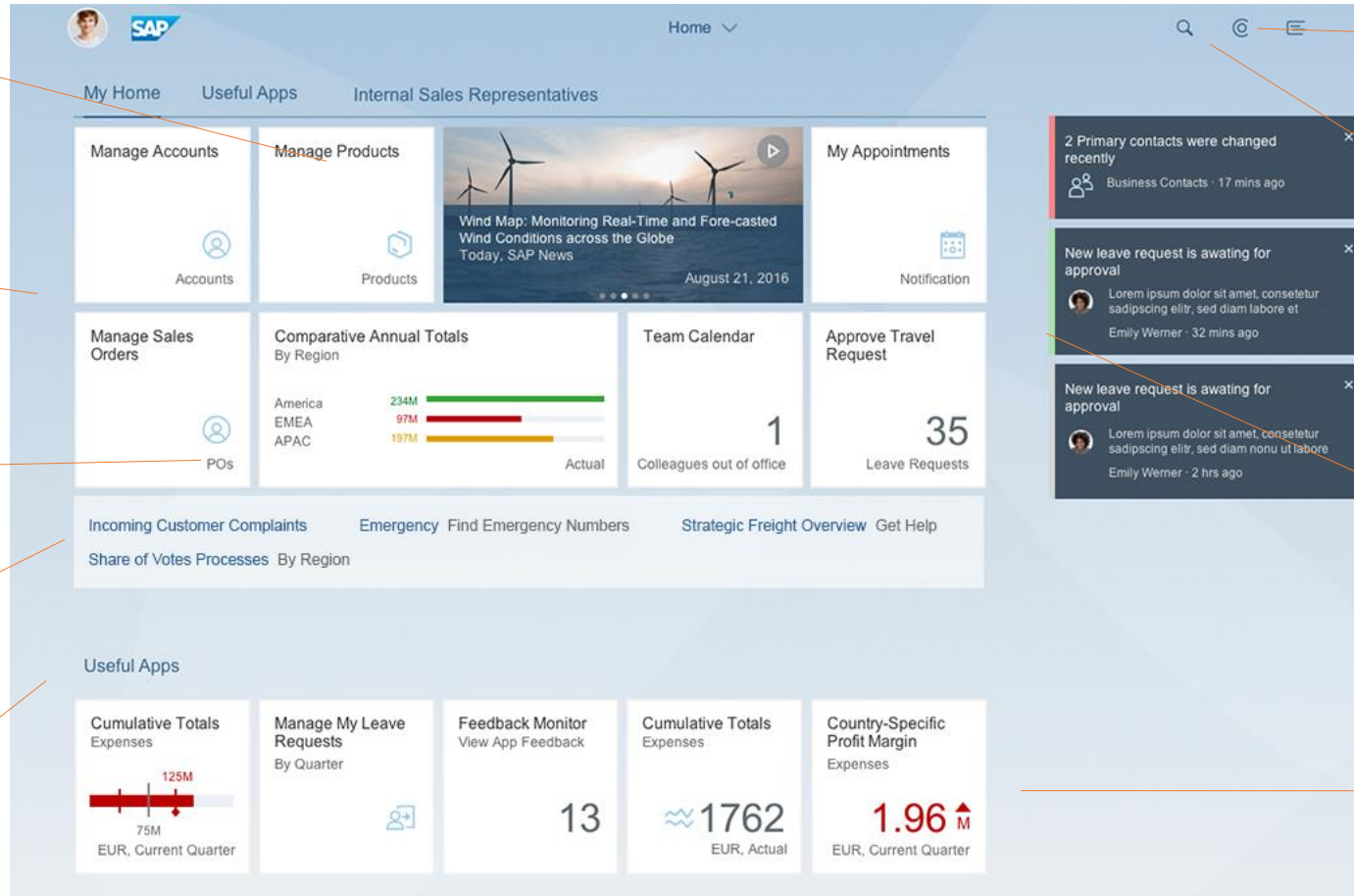
Anchor/Tab navigation for direct access to groups

Edit mode for instant personalization of groups and tiles

Launch SAPUI5, Web Dynpro ABAP\*, SAP GUI for HTML\* and arbitrary URLs

Link lists provide access to a large number of apps

Group tiles for personalized content organization



Collaborate with other users and your digital assistant for quick results\*

Search across and within apps to get immediate answers

News and feeds to enhance collaboration

Color coding alerts user to any overdue, new, or immediate actions

Dynamic charts to provide high-level, real-time overview

# SAP Fiori launchpad - personas




End user

- Access services and information centrally
- Search for apps and navigate
- Work with notifications
- Personalize launchpad



Administrator

- Create and manage sites
- Configure site settings
- Enable/disable end user features
- Manage content: catalogs, groups, and roles
- Integrate apps and business content
- Manage themes, translations, and transport of portal sites



Developer

- Create launchpad content – build and extend apps
- Extend SAP Fiori launchpad shell features
- Brand portal sites





# SAP Fiori launchpad Deployment & Configuration

# SAP Fiori launchpad deployment options






SAP Fiori launchpad can be deployed on ABAP, on SAP Cloud Platform, and on SAP Enterprise Portal

SAP S/4HANA or  
SAP Business Suite\*

 SAP S/4HANA Cloud

 SAP Cloud Platform\*\*

SAP Enterprise Portal



\*embedded or hub deployment of SAP Fiori front-end Server (see [SAP Fiori deployment options and system landscape recommendations](#))

\*\* using the SAP Cloud Platform Portal service

# SAP Fiori launchpad content entities

## Tiles / Apps

visual representation of applications **contain Intent** (=combination of semantic object + action)

## Catalogs

collections of apps available for user in home page or App Finder

## Groups

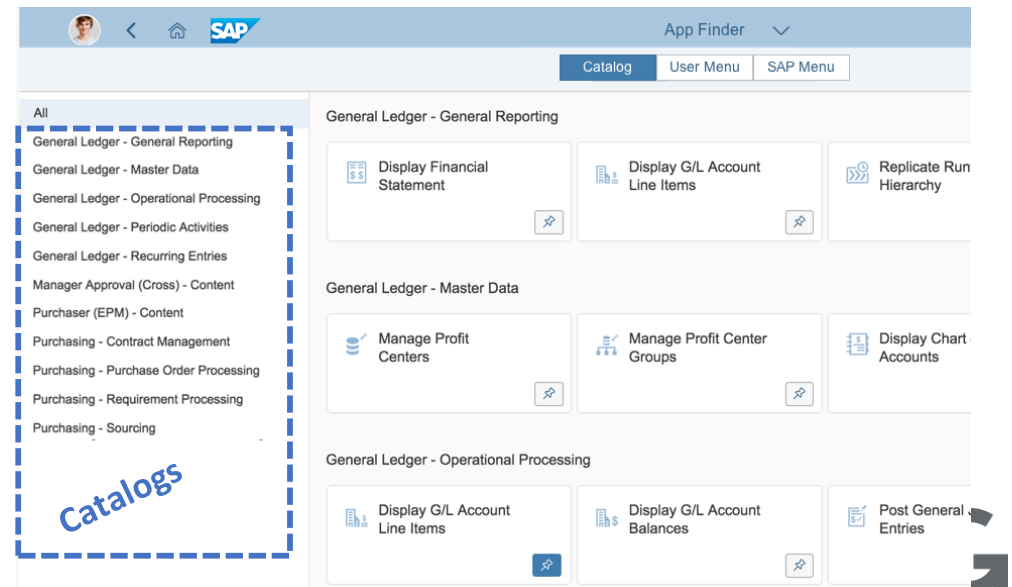
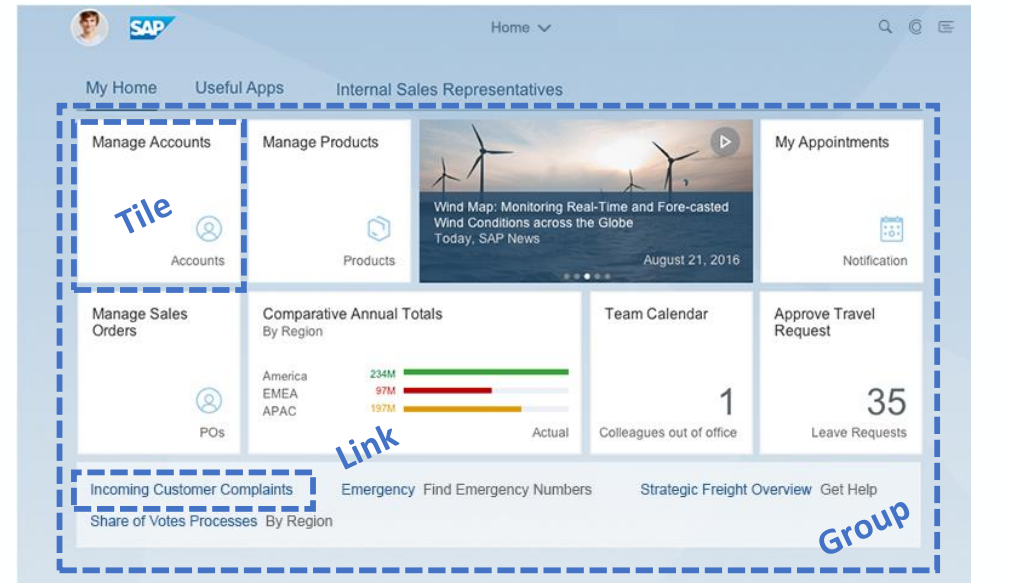
subsets of apps displayed on home page as tiles or link

## Roles

business roles including catalogs and groups

## Target Mappings

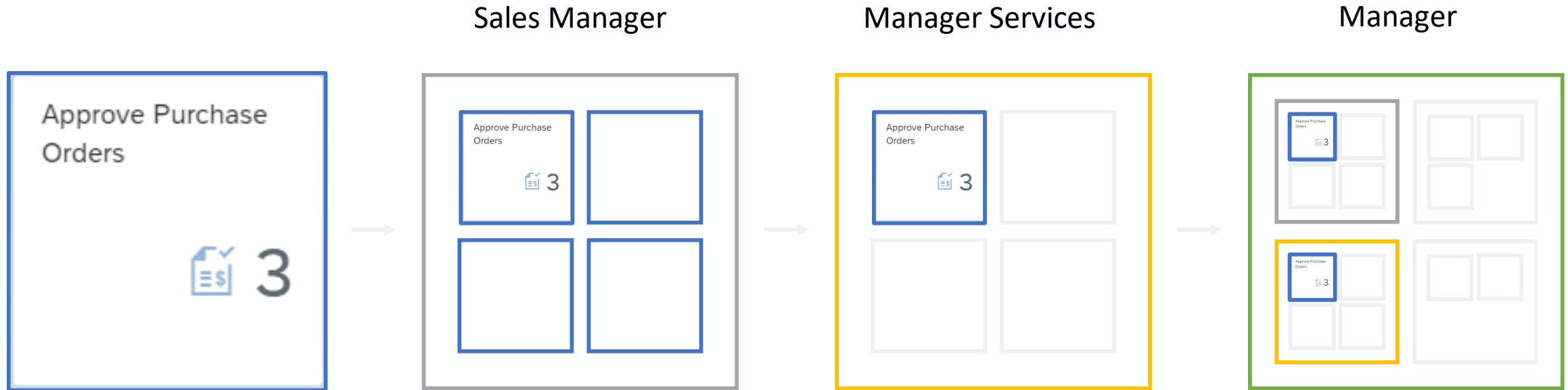
map intent to application to be launched (only required in FLP on ABAP)





# Managing launchpad content

## Workflow



- Configure **App**
- Visualization
- Navigation

- Create a **Catalog**
- Assign app to catalog

- Create a **Group**
- Assign app to group

- Create a **Role**
- Assign catalog to role
- Assign group to role
- Assign role to users

# Configuration of SAP Fiori launchpad on SAP Cloud Platform

## SAP Fiori launchpad configuration cockpit

The screenshot shows the 'Fiori Configuration Cockpit - My Launchpad' interface. The left sidebar contains navigation options: Home, Settings, Content Packages, Content Management, Apps, Catalogs, Groups, Roles, Services and Tools, App Resources, and Usage Analytics. The main dashboard includes several key metrics and sections:

- 32 Apps:** 0 SAPUI5 Fiori Apps, 14 SAP GUI and WDA apps, 2 Apps without a tile (launcher), 2 Apps unassigned to catalogs.
- 7 Catalogs:** 6 Catalogs assigned to roles, 1 Catalogs unassigned to roles.
- 32 Groups:** 31 Groups assigned to roles, 1 Groups unassigned to roles.
- 26 Roles:** 15 Roles with assigned catalogs, 16 Roles with assigned groups.
- 9 Backend Destinations:** C13\_CORE\_WAS notifications, HE4\_400.
- 10 Themes:** sap\_belize (Assigned theme), Automatic theme upgrade, 3 Custom themes for user selection.
- Site Usage Analytics:** A line chart showing Visits (blue) and Visitors (green) over the last 30 days.
- Tasks to Complete:** A list of tasks such as 'Export Catalog' (No Roles), 'My Org Chart App' (No Catalogs), and 'HE4 Client 400 App' (No Catalogs).
- Recent Activities:** A list of recent actions like 'Compensation App' (11/8/2018), 'Sample Group Group' (9/20/2018), and 'Change Financial Statement Versions App' (6/19/2018).

Callout boxes provide additional context:

- Integration of SAP Fiori and classic SAP applications:** Points to the 'Apps' and 'Catalogs' metrics.
- Role-based preview:** Points to the 'Roles' metric.
- Publish site:** Points to the 'Groups' metric.
- Settings for site access, URL, runtime, and user services:** Points to the 'Settings' menu item.
- Consume apps from SAP Fiori Cloud or partners:** Points to the 'Apps' menu item.
- Manage content releases:** Points to the 'Content Management' menu item.
- Manage SAP Fiori content and role assignments:** Points to the 'Roles' menu item.
- Manage themes, translations, and transports:** Points to the 'Themes' metric.
- News & notifications for administrators:** Points to the user profile dropdown in the top right.
- Apply standard theme or custom design:** Points to the 'Themes' metric.

The bottom navigation bar includes icons for: What's New, Admin Guide, SAP Fiori Apps Reference Library, SAP Cloud Platform Cockpit, SAP Web IDE, Community, SCN Blogs, and Welcome Video.

# Integrating Applications

## App types in SAP Fiori launchpad on SAP Cloud Platform

- Easy integration through dedicated templates for common application types:
  - SAPUI5 & SAP Fiori elements (e.g. analytical list page)
  - SAP GUI for HTML
  - Web Dynpro ABAP
  - SAP Screen Personas
  - SAP Business Explorer (BEx)
  - SAP Smart Business and KPI tiles
  - Business Server Pages (BSP ABAP)
  - URL / Dynamic URL (for web applications and reports)
  - Shell plugin

The screenshot shows the configuration interface for an application in the SAP Fiori launchpad. The interface is divided into several sections:

- Properties:** Information icon.
- Catalogs:** Grid icon.
- Groups:** Group icon.
- Visualization:** Document icon.
- Parameters:** Code icon with a '0' notification.

**General**

- App Resource: hcmemployeeelookup
- \*App ID: 12cea298-86be-4e2b-8543-a2a4f727149f-1501245922455
- \*App Title: Employee Lookup
- App Subtitle: (empty)

**Intent Navigation** ⓘ

- \*Semantic ...: hcmemployeeelookup
- \*Action: Display

**App Resource Details**

- App Type: SAPUI5
- Component ...: /
- \*SAPUI5 C...: hcm.employee.lookup
- HTML5 App...: hcmemployeeelookup



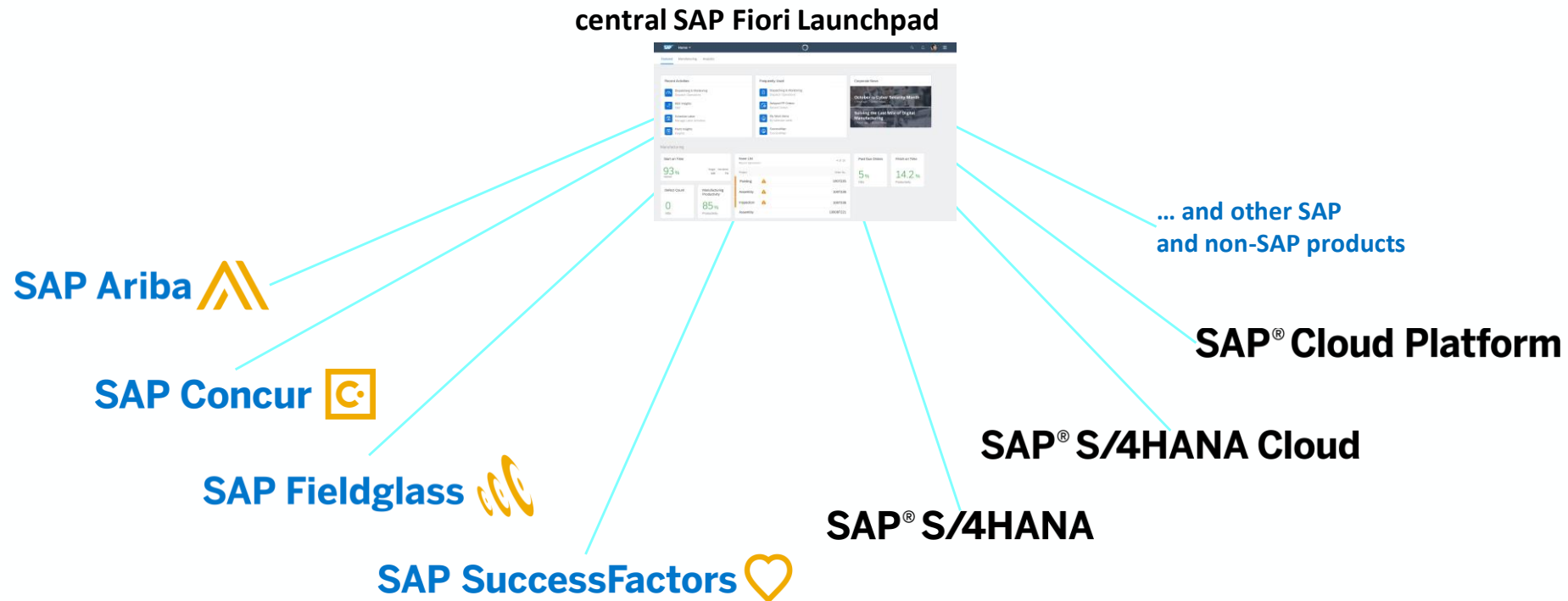


# SAP Fiori launchpad Roadmap

# Central Entry Point - Vision

Outlook

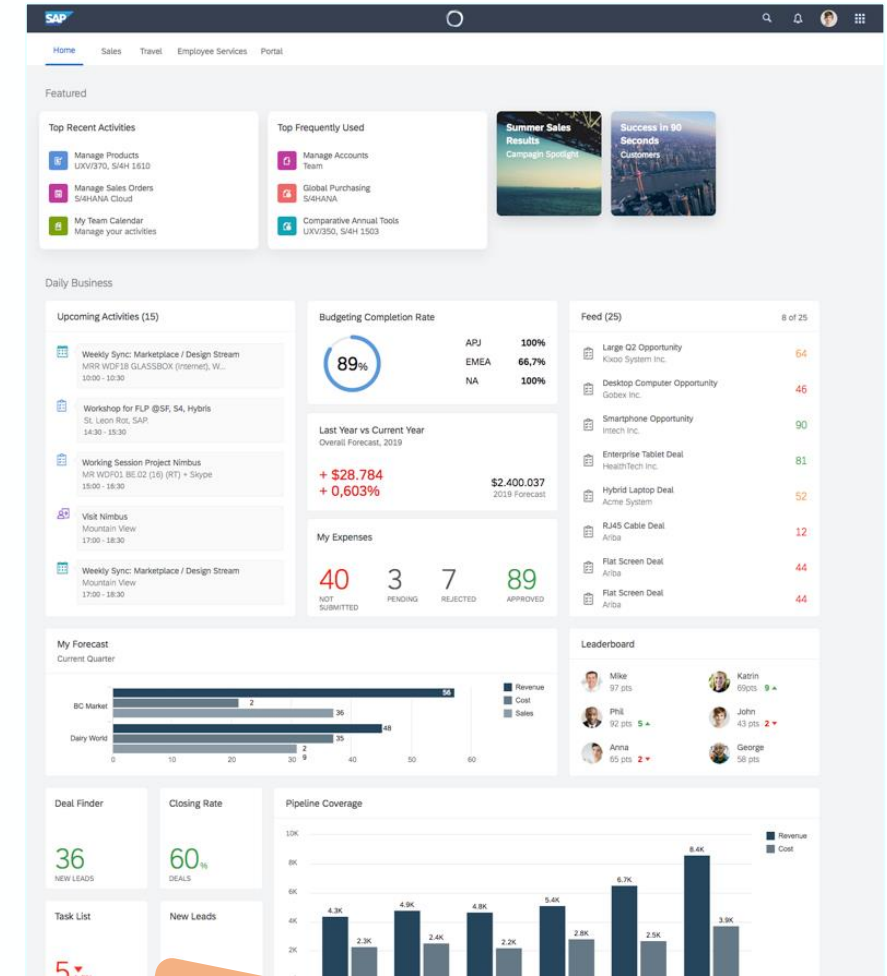
- Integrate content from distinct SAP products and third-party applications in a uniform manner, allowing end users to centrally access the content they need to fulfill their tasks



# Key qualities of a central entry point

Outlook

- **Central homepage** providing harmonized user experience
- **Role-based access** to content
- Streamlined **integration** of applications and content from cloud and on-premise products (e.g. SAP Fiori / SAPUI5 and other web applications)
- Consistent cross-app and **cross-product navigation**
- **Central services** such as inbox, notifications, search, and help / digital assistance
- Convenient **single sign-on** to connected products

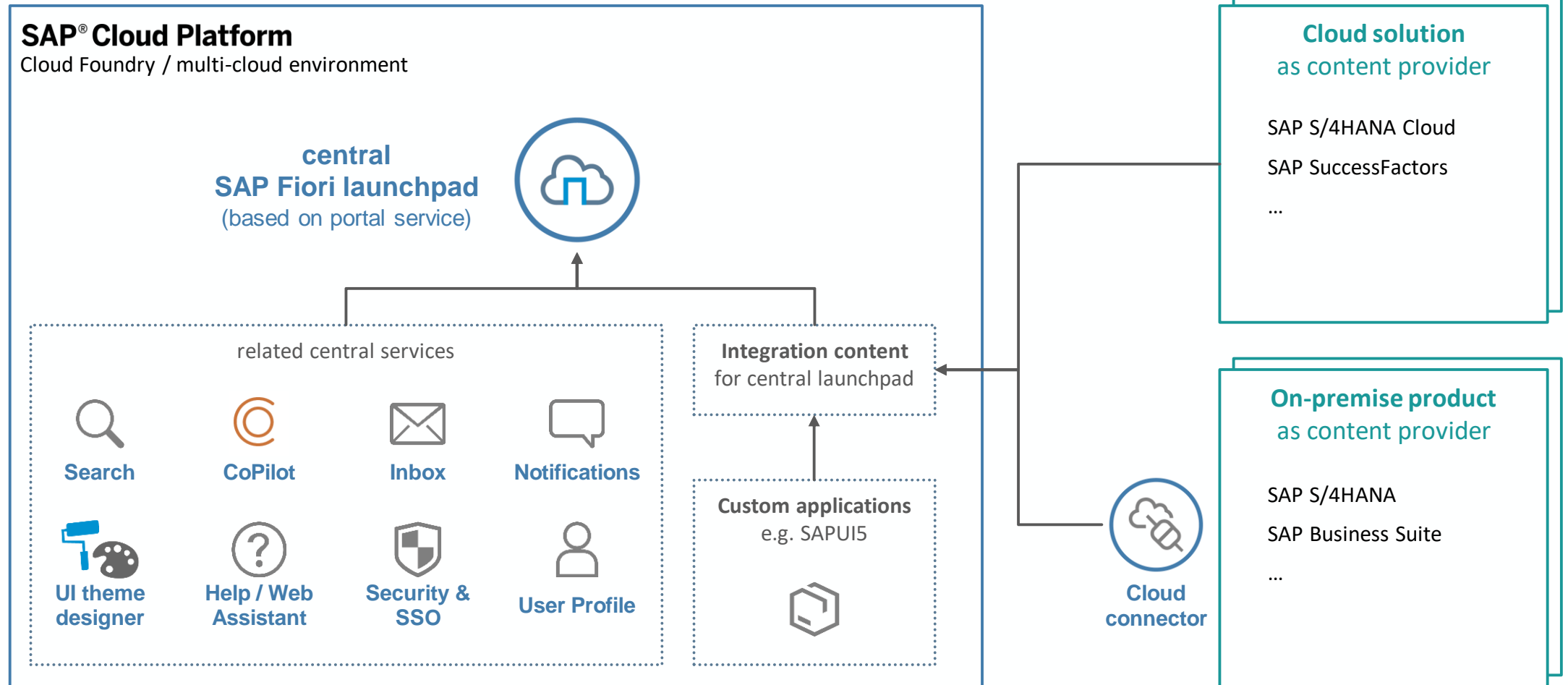


SAP Fiori 3  
- labs preview

ASUG

# Integrating applications into central SAP Fiori launchpad on SAP Cloud Platform - high-level architecture

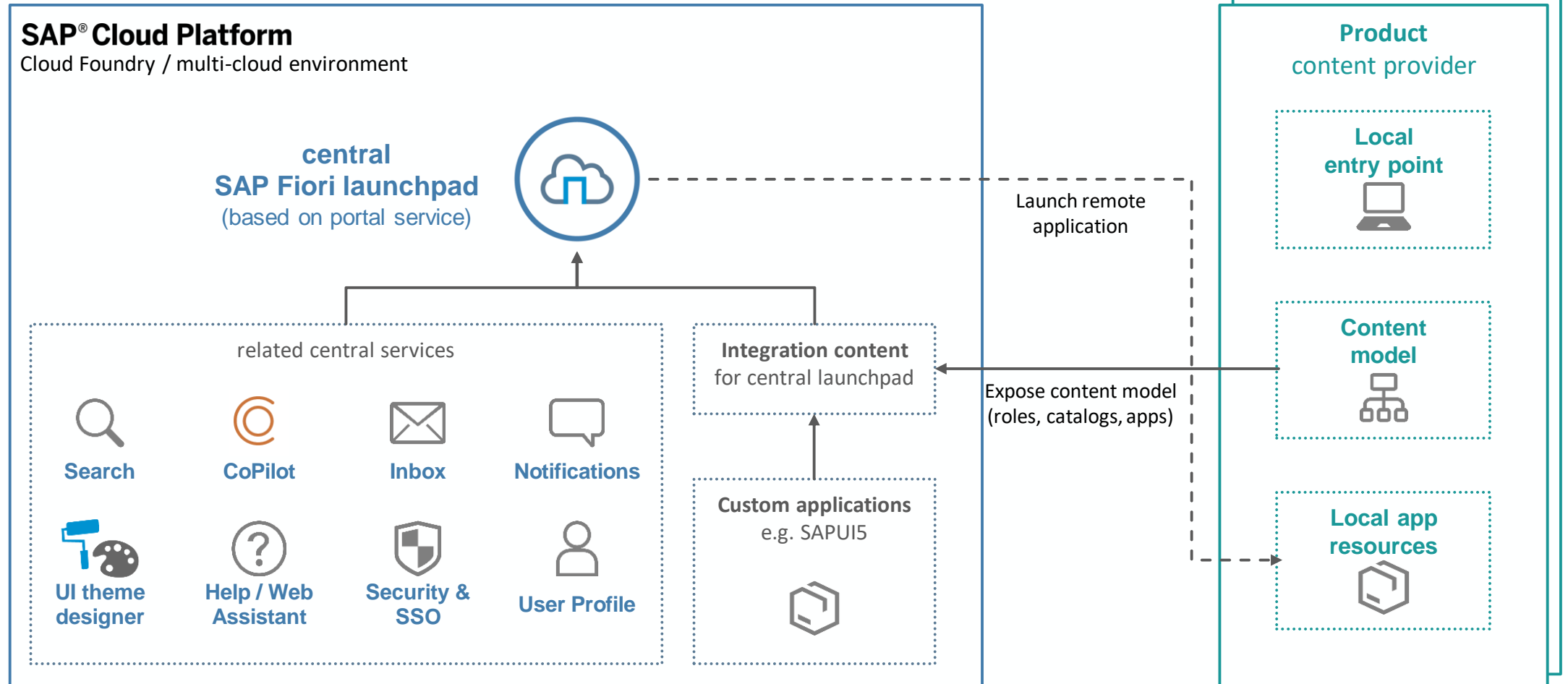
Outlook





# Integrating applications into central SAP Fiori launchpad on SAP Cloud Platform - high-level architecture

Outlook



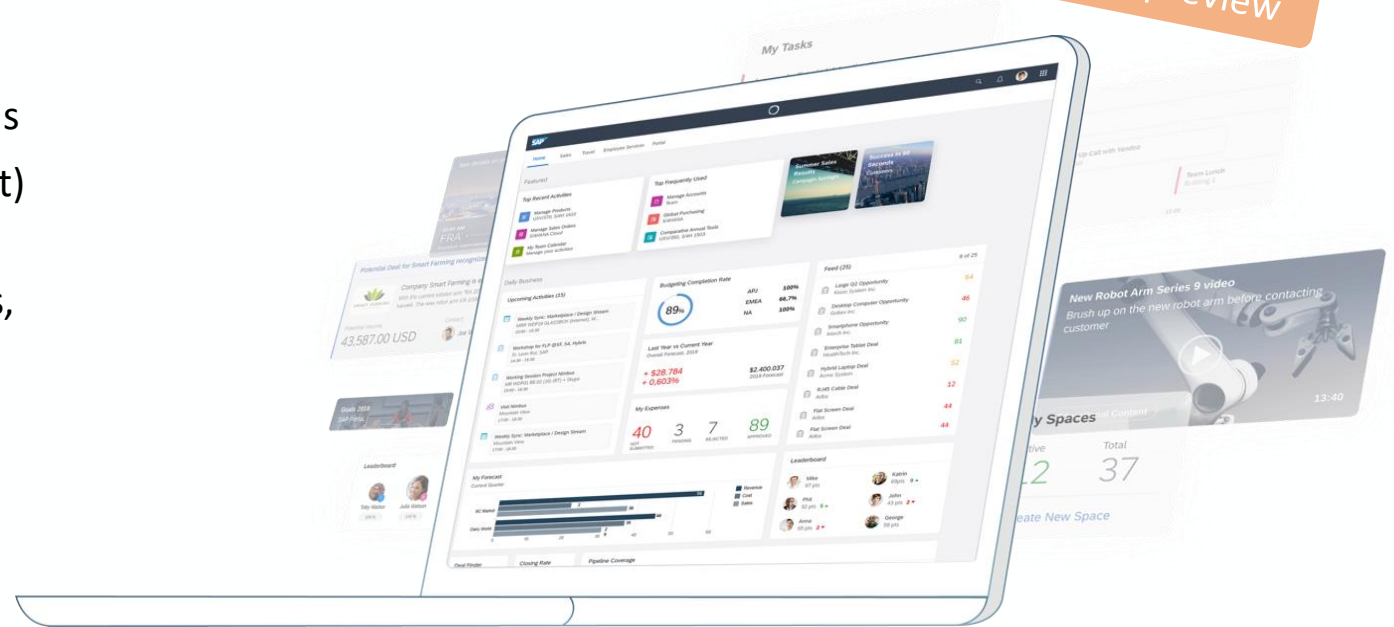
# SAP Fiori launchpad with SAP Fiori 3

Outlook

SAP Fiori 3 is the new target design, which evolves the SAP Fiori design language for all SAP products to fully support the Intelligent Suite.

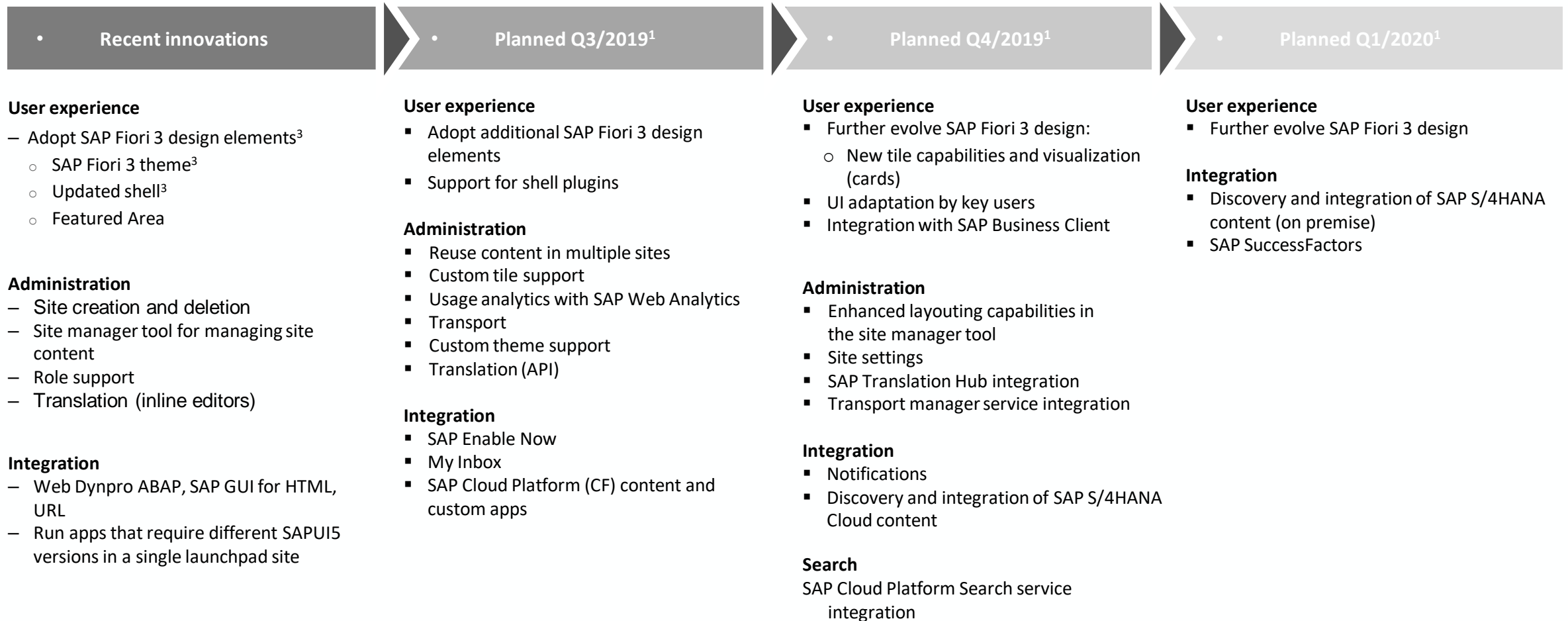
- Intelligent, personalizable home pages showing everything you need to focus on using flexible cards
- Digital assistant with conversational UI (SAP CoPilot) fully integrated
- Proactive business situation handling: explanations, insights, proposed actions
- Dynamic content to support intelligent apps, for briefings, analytics, etc.
- A new theme for a fresh, up-to-date look and feel.

SAP Labs preview



# SAP Fiori launchpad on SAP Cloud Platform<sup>2</sup>

## Product road map overview – Key innovations




1. This is the current state of planning and may be changed by SAP at any time without notice.

2. The innovation is planned to be available on SAP Cloud Platform, multi-cloud environment unless tagged differently

3. Innovation also planned on SAP Cloud Platform, Neo environment

# Key Takeaways

- SAP Fiori is available **on-premise** (FES) and on **cloud** (SCP)
- For S/4HANA scenarios, customers should implement an **ABAP Front-End Server** for each S/4HANA system
- The **central SAP Fiori launchpad** is planned to provide a central entry point for multiple systems (S/4HANA, SuccessFactors, etc.)



ASUG



# Further reading

---

## SAP Fiori launchpad

Deployment options and recommendations:  
ABAP, SAP Enterprise Portal, SAP Cloud Platform

January 2018



<https://www.sap.com/documents/2017/06/eaebf21f-c27c-0010-82c7-eda71af511fa.html>

## SAP Fiori Deployment Options and System Landscape Recommendations

February 2019, Version 3.0



<https://www.sap.com/documents/2018/02/f0148939-f27c-0010-82c7-eda71af511fa.html>

# Take the Session Survey.

We want to hear from you! Be sure to complete the session evaluation on the SAPPHIRE NOW and ASUG Annual Conference mobile app.



# Presentation Materials

Access the slides from 2019 ASUG Annual Conference here:

<http://info.asug.com/2019-ac-slides>

# Let's Be Social.

Stay connected. Share your SAP experiences anytime, anywhere.

Join the ASUG conversation on social media: **@ASUG365 #ASUG**

