



Solution Manager 7.2 Upgrade in Abbott's Validated Environment

Robert Dysart & Pandiyaraj Ramaraj, Abbott Laboratories
Session ID # 82824

About the Speakers

Robert Dysart (Bob)

- Application Architect, PM
Abbott Laboratories
- 26+ years SAP experience
- My spouse and I both had
103 year old grandmothers

Pandiyaraj Ramaraj (Raj)

- SolMan Architect
Abbott Laboratories
- 23+ years of SAP Experience
10 years in SolMan
- Marathon Runner

Key Outcomes/Objectives

- Review Abbott project rationale and overview
- Solution Manager 7.2 benefits
- Validation implications

Agenda

- Abbott – Company background
- Solution Manager in Abbott's SAP System Landscape
- Business case for upgrade
- Project overview
- Validation requirements
- Solution Manager 7.2 Benefits



Abbott

Life-Changing Healthcare Technology

May, 2019



IMPROVING HEALTH AROUND THE WORLD THROUGH LIFE-CHANGING TECHNOLOGY

103K
EMPLOYEES

160+
COUNTRIES

2018 SALES
\$30.6 B

65%
OF SALES
OUTSIDE THE U.S.

59%
OF SALES IN
DEVELOPED
MARKETS

41%
OF SALES IN
EMERGING
MARKETS

DIVERSE BUSINESSES



Nutrition

Nourishing bodies at every stage of life



Medical Devices

Life-changing technologies in cardiovascular, diabetes and neuromodulation care



Established Pharmaceuticals

Delivering high-quality, trusted medicines to help people get and stay healthy



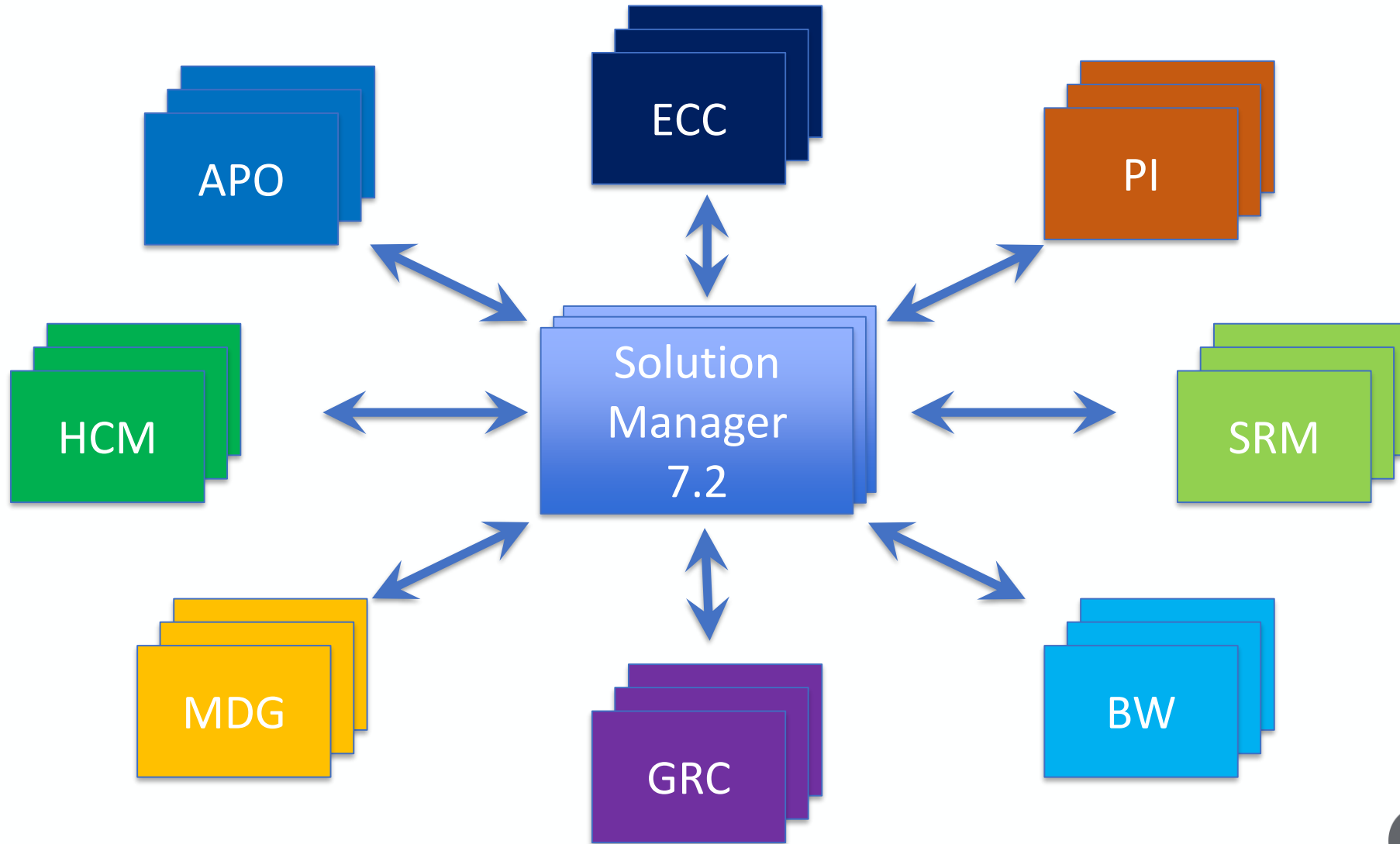
Diagnostics

Providing accurate, timely information to better manage health



life. to the fullest.

Solution Manager in Abbott's SAP System Landscape



Solution Manager in Abbott's SAP System Landscape

Process Management

- Doc repository 12+ systems
- 1 TB+ of doc versions
- 2 branches
- 1 enhancement (UID)

ChaRM

- 80+ SAP systems
- 36+ CR and CD Types
- 40,000+ CRs
- No enhancements

Technical Monitoring

- 100+ instances
- 2 SolMan instances for prod and non-prod

Early Watch Reports

- Weekly EW reports for 12+ production systems

Solution Manager in Abbott's SAP System Landscape

(1) Process Management Enhancement - UID Further Attribute – also available in search results

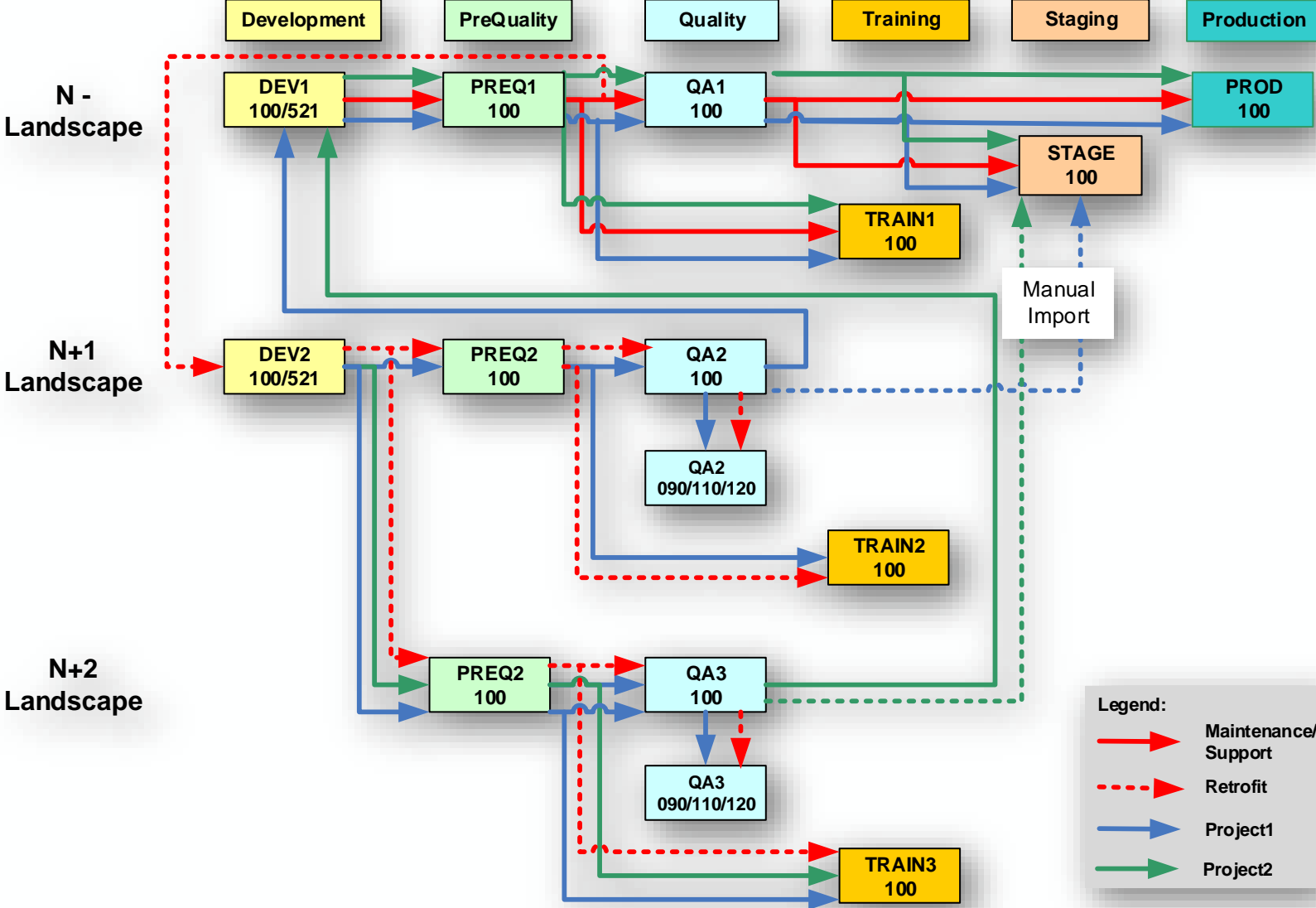
The screenshot displays the SAP Solution Manager interface for 'MainSolution - Abbott Operations'. The top navigation bar includes a search field and icons for home, list, and help. Below the navigation bar, there are tabs for 'Browser', 'List', 'Search Result', 'Where Used List', and 'Reporting'. The main content area is divided into two panes. The left pane shows a tree view of system releases, with 'Release 1 - 8000048513' selected. Below this, a table titled 'Elements of 'Release 1 - 8000048513'' is displayed. The right pane shows the 'CPID 8000048512 System Certification Summary' and a section for 'Further Attributes'.

Name	Status	UID	Path
	Approve...	1051350	/Solution/Business Pr...
	Approve...	1051351	/Solution/Business Pr...
	Approve...	1051363	/Solution/Business Pr...
	Approve...	1051896	/Solution/Business Pr...

Further Attributes

- UID: 1051351 (Enhancement)
- Free Attribute:
- Change Number: 8000048513
- Parent ID:

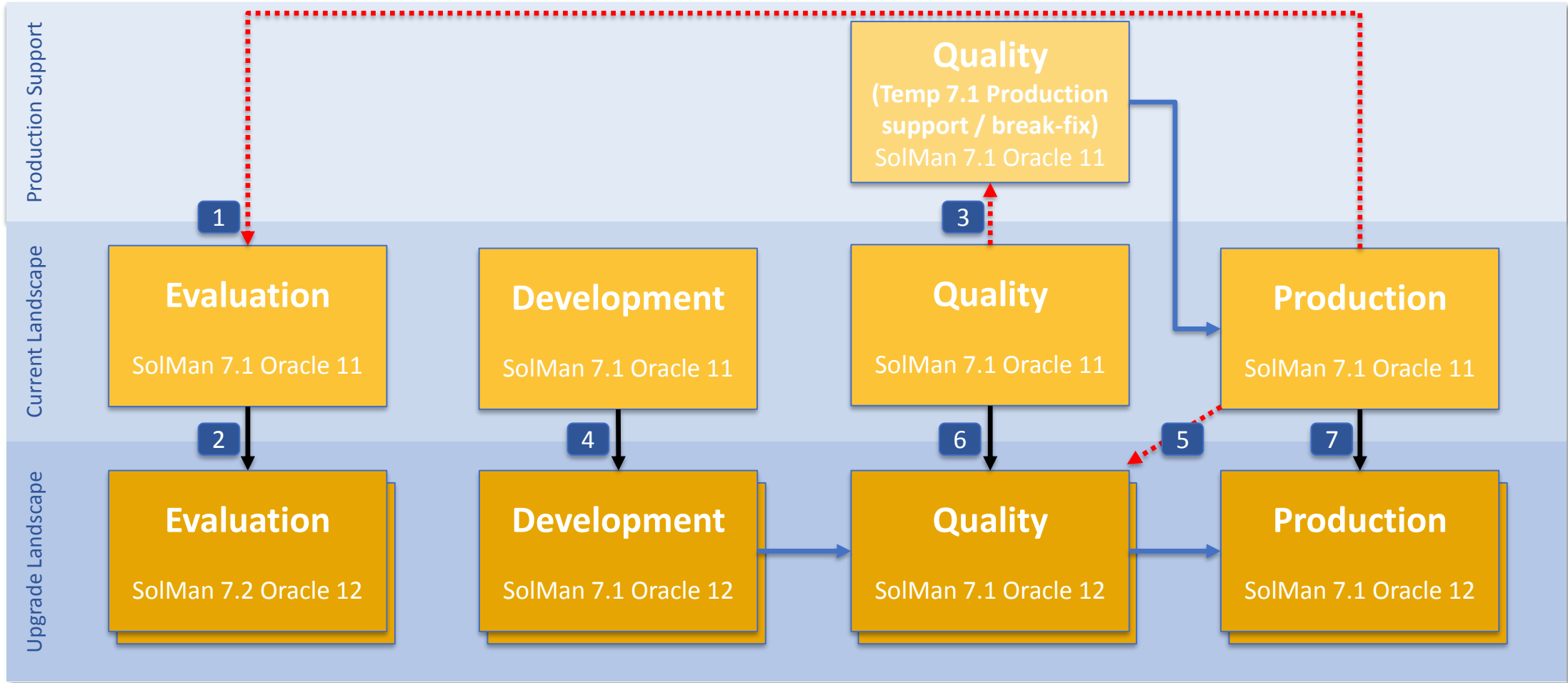
Solution Manager in Abbott's SAP System Landscape



Legend:

- Red solid arrow: Maintenance/Support
- Red dashed arrow: Retrofit
- Blue solid arrow: Project1
- Green solid arrow: Project2

Solution Manager in Abbott's SAP System Landscape



→ Transport path ····· System copy → 7.2 Upgrade & Java Split Steps

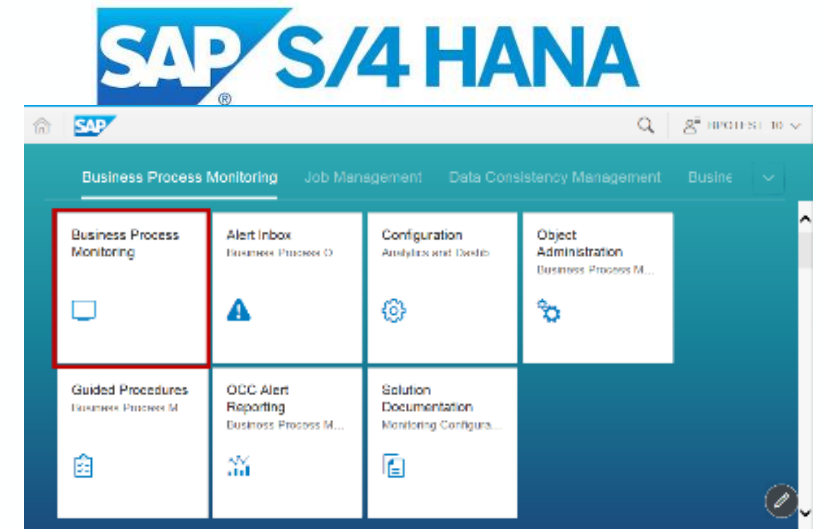
Business Case for Upgrade

Technical upgrade project objectives

- Web enabled document management
- Alleviate/eliminate security vulnerabilities
- Maintain stability
- Enhance best practice functions
- Improve performance
- Ensure vendor serviceability

Prepare for future strategic initiatives that require Solution Manager 7.2

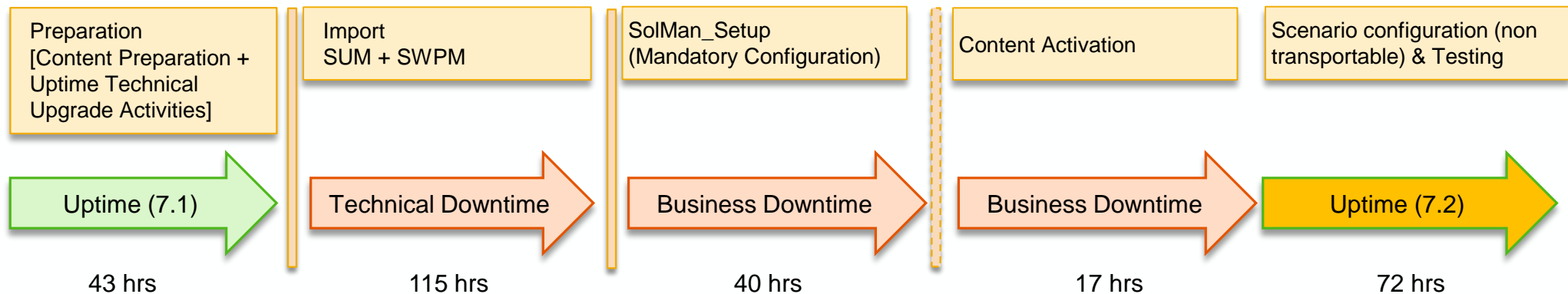
- S/4 HANA
- Business Process Monitoring
- Focus Build



Project Overview - Upgrade Timeline

Total project - 6 months

Production Cutover - 11+ days:



Transports applied include

- Content Activation notes
- Projects and Solutions are **only locked for 8/10 hrs** as long as the consistency check job runs

Transports applied include

- SolMan Setup Central Note, Content Activation 7.2 Central notes
- ChaRM master note, ChaRM UI Config
- SPDD, SPAU adjustments
- Security notes
- UID development
- Managed System Configuration

Enablement of:

- Embedded Search : TREX Config 6 hrs
- Process Management : Index creation: 46 hrs
- Change Control Management : 50 hrs
- HPQC Integration : 8 hrs

Checkouts and controlled release

Best Practice: Upgrade the Quality system first with full scope of projects and transport notes and corrections including delta configuration in Change Control Management. Prepare Content Activation ahead of time.

Project Overview – By the Numbers

SolMan Objects / Fixes

53K+ Unique documents
10+ ChaRM projects
300+ Change requests
80+ issues resolved
50+ OSS notes

Execution

129 Requirements updated
74 SolMan test cases updated
158 Total tests SolMan & HPQC
120+ Doc types configured
100+ Signature schemas updated

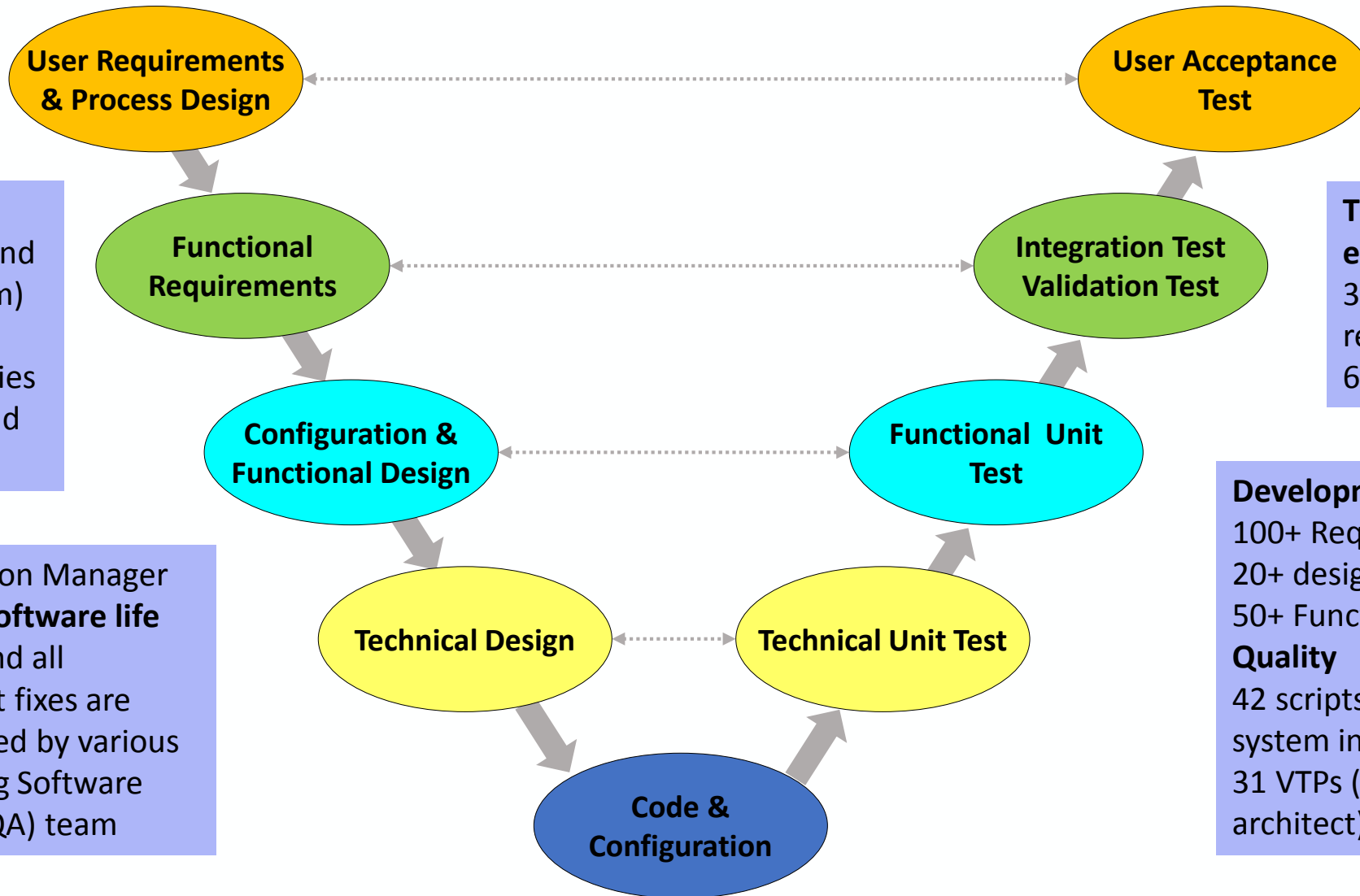
Technical

4 Systems upgraded
9 New instances built
3 System refreshes
57 Systems tech monitoring

People

6 Abbott Core Team Members
76 Total team members
250+ End users trained
11+ Days cutover duration

Validation Implications



Validation

Formally document and test (in Quality system) all usage of Solution Manager functionalities including standard and custom changes

Any changes to Solution Manager follow **well-defined software life cycle (SLC) process** and all enhancements/defect fixes are reviewed and approved by various stakeholders including Software Quality Assurance (SQA) team

Title 21 CFR Part 11 - e-signature

30+ Functional requirements
6 VTPs

Development

100+ Requirements
20+ design documents
50+ Functional/security Tests
Quality
42 scripts executed in Quality system including
31 VTPs (approved by SQA and architect)

Benefits Realized

- Link for document approval
- Adoption of SolMan 7.2 Process Management provided great efficiencies in the SQA process. Reduced the time to navigate and perform digital signatures
- Usage of TRES improved the search performance and removed the use of the external tool for SQA reporting
- Web user interface
- Simple branch concept (Production and Operations)
- Simplify the compliance process
- Abbott adopted the Solution Manager 7.2 system to simplify and make the process efficient
- Understand the approach Abbott uses to efficiently transition new projects from build to production operations

Keys to Success

- Work with team/provider with deep 7.2 upgrade experience for content activation
 - Plan a simple branch approach early before first upgrade for evaluation in informal testing
 - Allow as many people as possible access to first upgraded system for their input
 - Create new branches before initial TREX index generation
- Create a detailed cut over plan early and build throughout
 - Many different teams and activities - Basis, Security, multiple application experts for SolMan (TREX, ChaRM, process management & system monitoring), infrastructure, DBA, storage
- Take strategic backups to allow restore/repeat of content activation

Next Steps

- SAP Support Backbone Update – planning to meet Jan 2020 deadline
 - <https://support.sap.com/en/alm/solution-manager/sap-support-backbone-update.html>

Take the Session Survey.

We want to hear from you! Be sure to complete the session evaluation on the SAPPHIRE NOW and ASUG Annual Conference mobile app.



Presentation Materials

Access the slides from 2019 ASUG Annual Conference here:

<http://info.asug.com/2019-ac-slides>

Q&A

For questions after this session, contact us at Robert.Dysart@abbott.com and Pandiyaraj.Ramaraj@abbott.com.

Let's Be Social.

Stay connected. Share your SAP experiences anytime, anywhere.

Join the ASUG conversation on social media: **@ASUG365 #ASUG**

