



NATURIFE®: ECC TO S/4 CONVERSION

HOW TO DO IT IN LESS THAN 6 MONTHS WITH LEAN RESOURCES

Carol McMillan, Director of IT Naturipe Farms
Lovnish Mahajan, BASIS Architect, Velocity Technology Solutions
Session ID #ASUG83486



CAROL MCMILLAN

Director of IT
Naturipe

“WITH EFFICIENT PROJECT MANAGEMENT AND VALUABLE PARTNERSHIPS, AN ECC TO S/4 HANA MIGRATION IS POSSIBLE ON LEAN RESOURCES.”

Our Speakers



CAROL MCMILLAN

Director of IT
Naturipe



LOVNISH MAHAJAN

BASIS Architect
Velocity

Key Outcomes/Objectives

Learn how to confidently assess your current application, be confident about your future plans, and best support your functional and technical teams while achieving business outcomes

Agenda

- **The 30,000 Foot View:** About Naturipe, our challenges, and making the decision to upgrade to S/4
- **Upgrade to SAP S/4HANA:** The experience
- **Supporting Your People:** Managed services solution

About Naturipe®

- Naturipe® is a farmer-owned producer of healthy, good-for-you fresh berries grown by working family farmers.
- Sustainability is a priority in every aspect of the business to minimize environmental impact and support local and global communities.
- The partnership allows them to share resources, skills, labor and knowledge.
- A century of supplying fresh seasonal produce is available across the Western hemisphere throughout the year.



Challenges



PERISHABLE PRODUCT

Delivering fresh and value-added berries and avocados to the world 365 days a year

ASSOCIATES

~130 End Users, 4 Major Farm Groups, Transient Workforce



TECHNOLOGY

Utilize latest technology to expand capabilities for more efficient processes

LEAN RESOURCES

Limited IT staff to support business requirements

The Solution



MANAGED SERVICES PARTNER

Remote application managed
services for ECC on premise

24x7 technical support



S/4 HANA CONVERSION

Teams working in conjunction:

- Velocity: migration and analysis
- Naturipe: code review and fixes
- Other items split (i.e. functional notes)



ENHANCED FUNCTIONALITY

Speed Improvement

Built in mobile applications

Best Practices

Successful S/4 HANA Systems Conversion= Pre-Checks, Clear scope.

STAY ALIGNED
ON SCOPE

CODE READY
FOR S/4 HANA

UPL
(USAGE PROCEDURE LOGGING)

REMOVE
INCOMPATIBLE ADD-
ONS

USE
MAINTENANCE
PLANNER

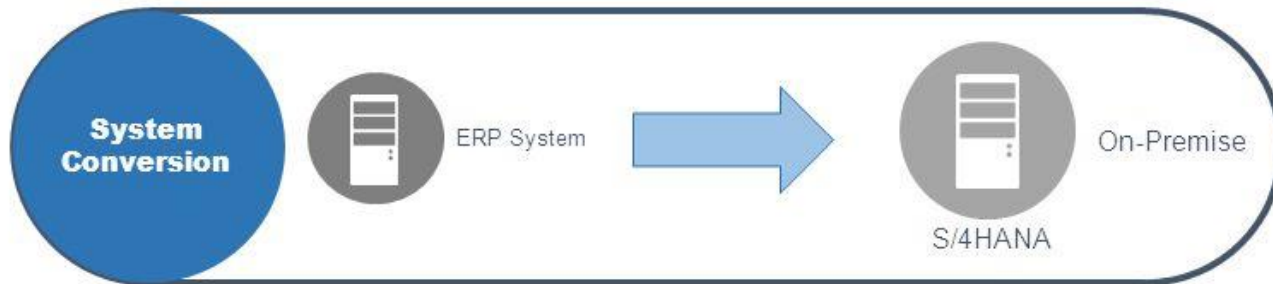
SIMPLIFICATION
ITEMS

Audience Poll

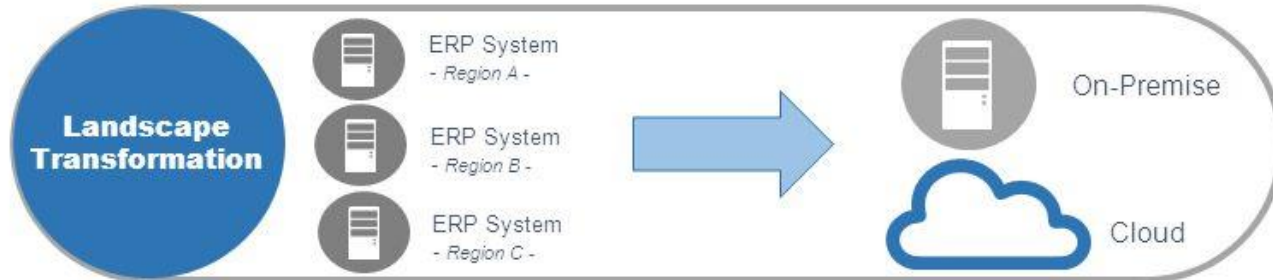
Which phase of S/4 HANA adoption is your organization in?

- a. Discovery: Research and education
- b. Project charter approval process
- c. Planning: Scope, timing, partner
- d. Implementation: Project initiated

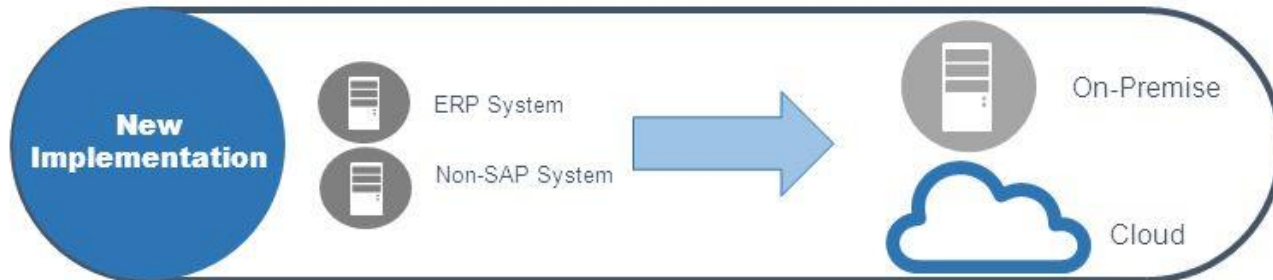
The Move to S/4HANA: Conversion Scenarios



- *Example:* Complete conversion of an existing SAP Business Suite system to SAP S/4HANA



- *Example:* Consolidation of current regional SAP Business Suite landscape into one global SAP S/4HANA system



- *Example:* New or existing SAP customer implementing a new SAP S/4HANA system

Your Way to S/4: Scenario 1 System Conversion

Scenario description

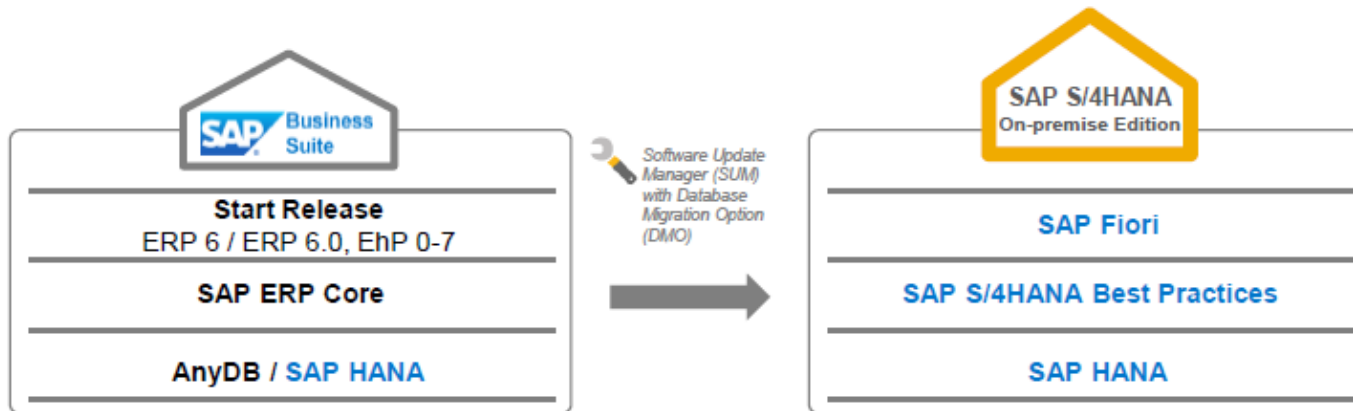
Customers who want to change their current system into a SAP S/4HANA system.

Benefits for the customer

- Migration without reimplementation
- No disruption for existing business processes
- Re-evaluation of customization and existing process flows
- Transformation over time

Target group

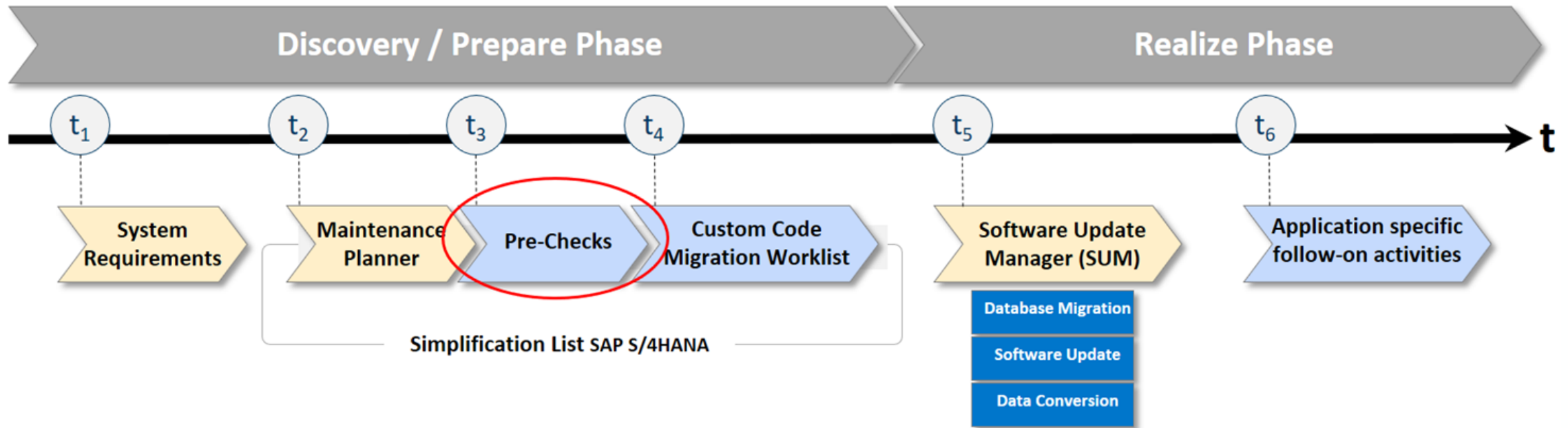
- SAP Business Suite customers with SAP ERP or SAP Business Suite on SAP HANA as starting point



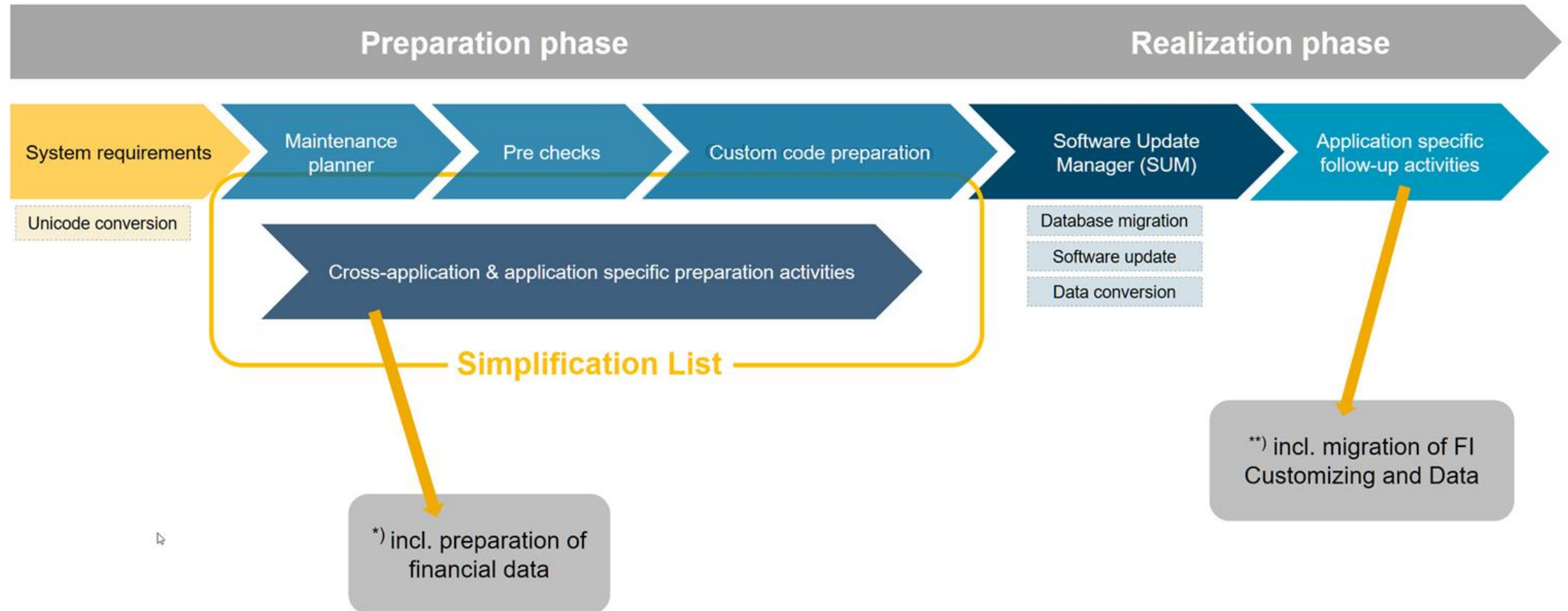
Available SAP Best Practices

- Migration best practices including respective tools
- Deployment support with new methodology for on-premise deployments

System Conversion: Guided Procedure

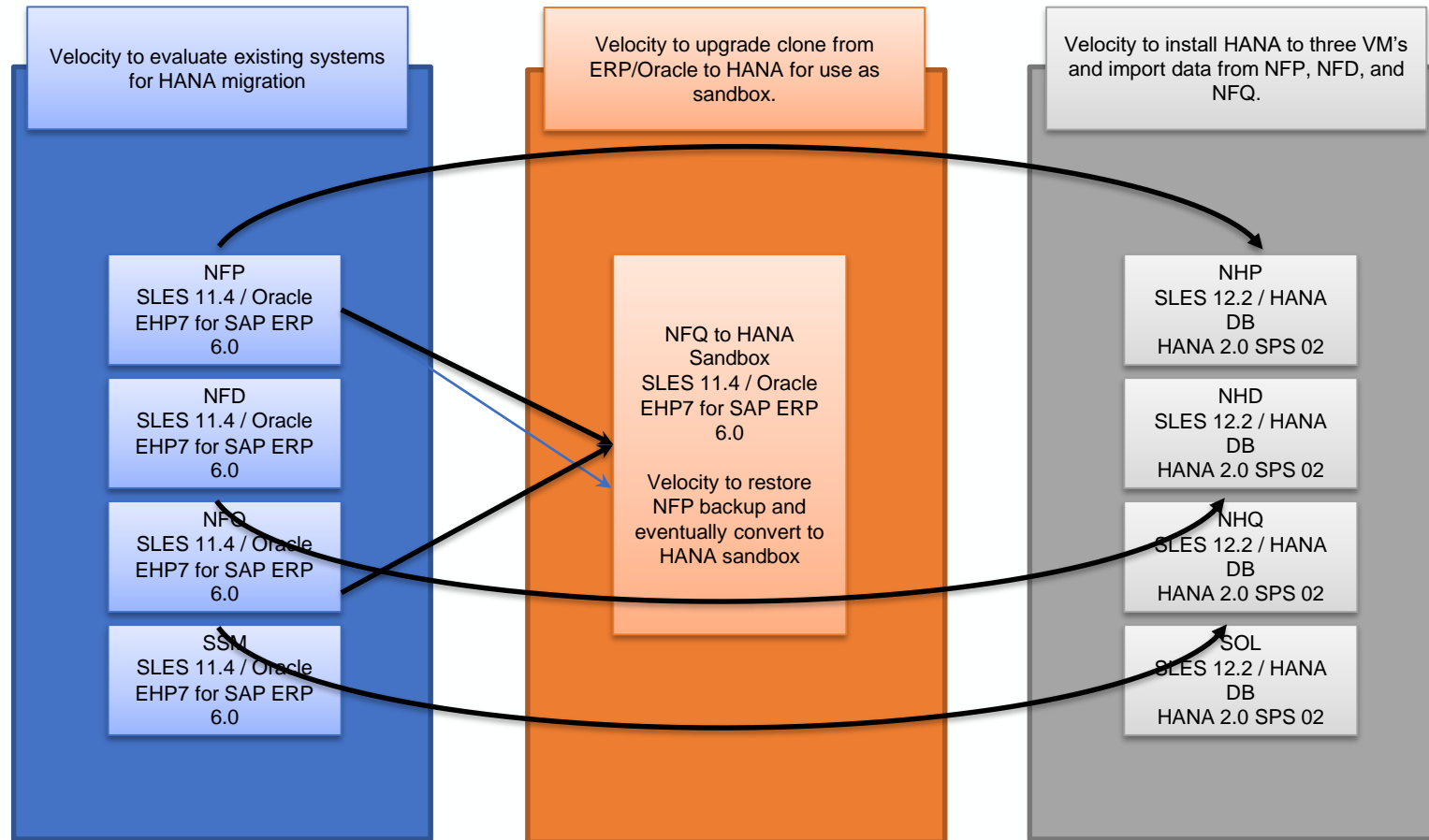


System Conversion II



4

Naturipe Core Environment



Getting Started

OSS Notes –

- Simplification item check -2399707
- SAP S/4 Readiness check- 2310438
- Custom Code Analyzer- 2185390
- S4/HANA Conversion & Upgrade new Simplification Item- 2502552
- Enabling Note Assistant for SAP Note Transport-Based Correction Instructions

SAP Readiness Check for SAP S/4HANA

<https://launchpad.support.sap.com/#readiness>

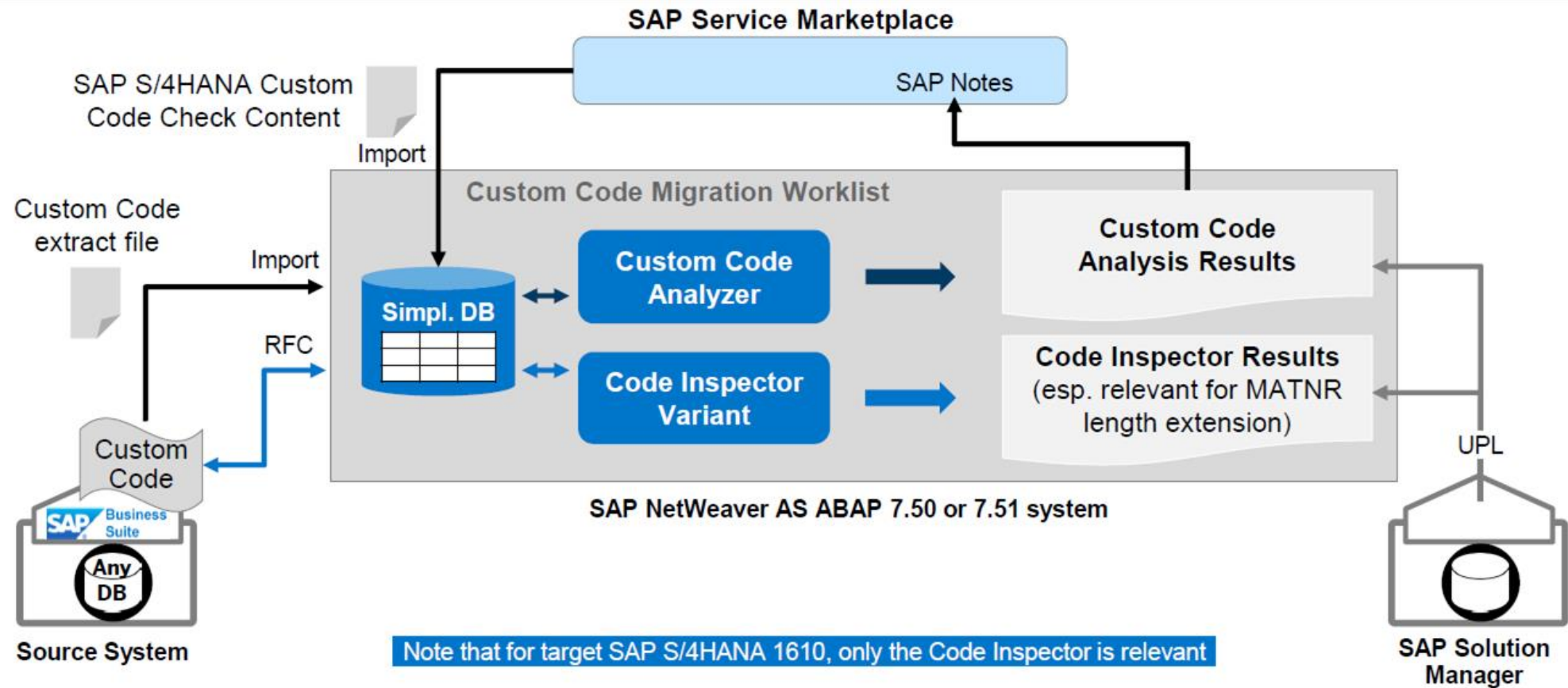
- **Contents**
- [1 Introduction](#)
- [2 Minimum System and Landscape Requirements for a System Conversion to SAP S/4HANA](#)
- [2.1 Add-On Compatibility](#)
- [2.2 Active Business Functions](#)
- [2.3 Recommended Additional Checks](#)
- [3 Required Solution Adjustments for a System Conversion to SAP S/4HANA](#)
- [3.1 SAP S/4HANA Simplification Items](#)
- [....3.1.1 Relevant Simplification Items](#)
- [....3.1.2 Simplification Items with Relevance to be Checked](#)
- [....3.1.3 Relevant Non-Strategic Simplification Items](#)
- [....3.1.4 Non-Strategic Simplification Items with Relevance to be Checked](#)
- [3.2 Recommended Additional Checks](#)
- [4 Required Custom Code Adjustments for a System Conversion to SAP S/4HANA](#)
- [4.1 Custom Code](#)
- [4.2 Recommended Additional Checks](#)
- [5 Required SAP HANA Hardware Size](#)
- [5.1 SAP HANA Sizing](#)
- [5.2 Additional Information](#)
- [6 Additional Information for a System Conversion to SAP S/4HANA](#)
- [6.1 Recommended SAP Fiori Applications for SAP S/4HANA](#)
- [6.2 Business Process Analytics](#)
- [6.3 SAP Custom Development Projects](#)
- [7 Next Steps and Further Information](#)

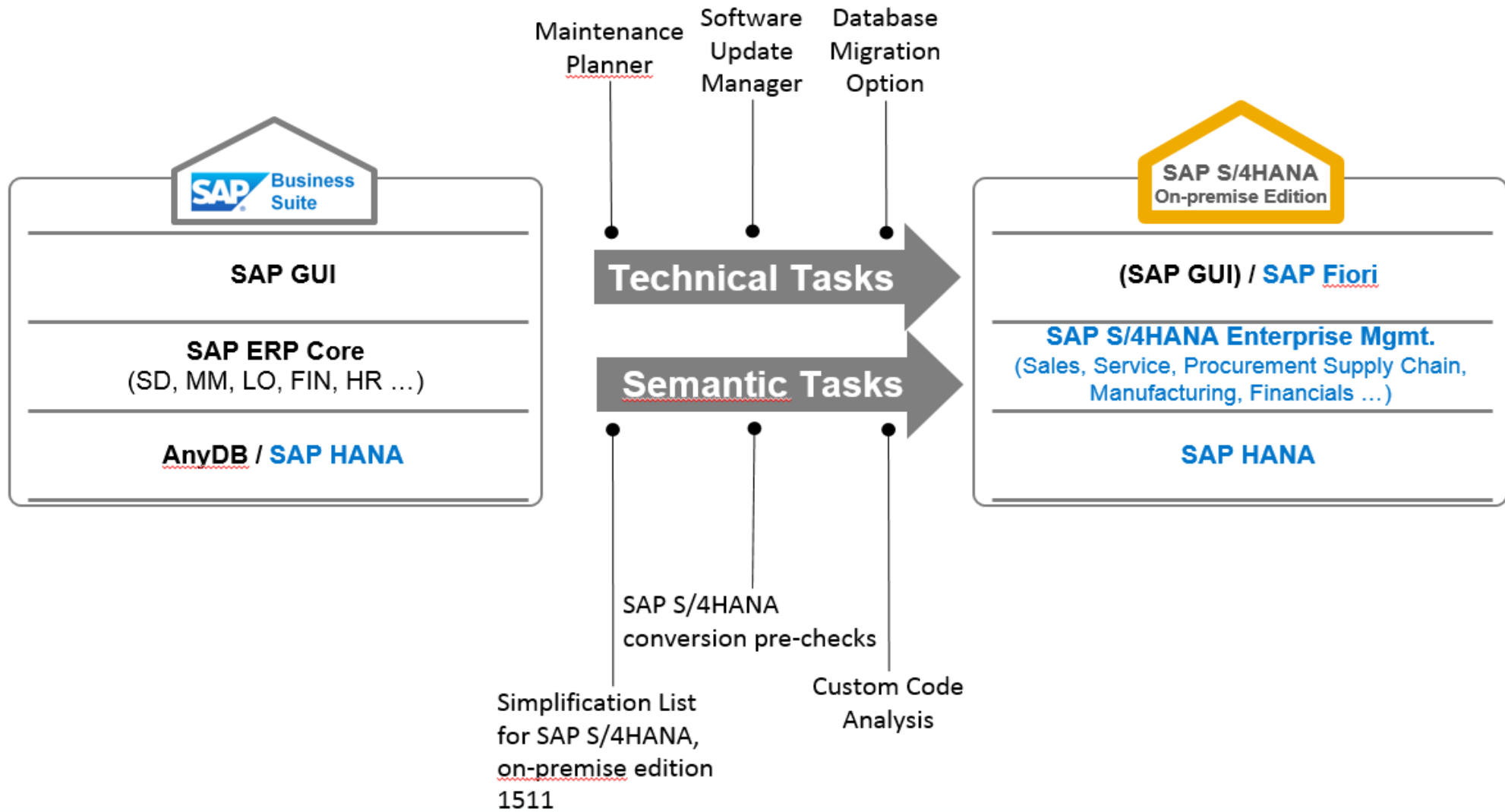
The screenshot shows the 'Import Analysis' dialog box in the SAP Readiness Check interface. The dialog is titled 'Import Analysis' and has a 'Knowledge Base' dropdown and a search bar at the top. Below the title, there are two radio buttons: 'SAP S/4HANA' (selected) and 'SAP BW/4HANA'. The form contains several fields:

- *Name:** NFP_CLONED
- *Customer:** Naturipe Farms, LLC 0000834980
- *Target Product Version:** SAP S/4HANA 1709
- *Target Stack:** 01 (01/2018) FP
- Custom Code File:** S4HMigrationRepository\InfoNFQ.zip (with a 'Browse...' button)
- Analysis Data File:** S4RCAnalysisDataNFQ20180215.zip (with a 'Browse...' button)

Adapting Your Custom Code

Migration Worklist and Code Inspector





Cross Functional Items

- Each change made in SAP S/4HANA that could render SAP Business Suite code incompatible is known as a Simplification Item.
- CVI Configuration: Basic Configuration of CVI, Customer Integration Configuration, Vendor Integration Configuration

Errors	Role	Note Number	Need to be changed	Effort
Some of the customer or vendor numbers are not mapped kindly refer note 2210486	Functional	2210486		High
Foreign key inconsistencies found between MM-IM tables, T001W, T001K, MARV and T001. F detailed check for more info. - See note: 2197392	Dev	2197392	Yes	High
Differences found between MSEG: WERKS/BUKRS and current WERKS/BUKRS configuration. detailed check for more info. - See note: 2197392	Dev	2197392	Yes	High
Please check note 2330063 for error resolution due to missing table T130F_C	Dev	2330063	Yes	Medium
Maximum severity of occurred messages for client 400: Error skippable . See SAP Note 2245333 for possible solutions	Dev	2245333	No	High
Company code CN01 and contr. area CN01 have different fiscal year variants K1 and K4	Functional		Yes	Low
Activate the company code validation (CO area HU01 / FiscYr 1997)	Functional		Yes	Low
Early lock mode is active and LIS processing is active in mandt: 001 . MM-IM document processing will run without optimization after migration. You can skip this message and adjust your customizing after the migration. See SAP note 2319579	Dev	2319579	No	Low
Late lock mode is active and LIS processing is active in mandt: 400 . Inconsistent system state for MM-IM in S/4HANA. Skip it now but you have to adjust your customizing after the migration! See SAP note 2319579	Dev	2319579	No	Low

POST-CUSTOMIZING AND DATA MIGRATION

<i>Display IMG</i>	<i>Display IMG</i>
Existing BC Sets BC Sets for Activity Activated BC Sets for Activity	Existing BC Sets BC Sets for Activity Activated BC Sets for
Structure	Structure
SAP Customizing Implementation Guide	SAP Customizing Implementation Guide
Commercial Project Management	Commercial Project Management
Activate Business Functions	Activate Business Functions
Conversion of Accounting to SAP S/4HANA	Conversion of Accounting to SAP S/4HANA
Info: SAP S/4HANA Customizing and Data Migration	Info: SAP S/4HANA Customizing and Data Migration
Preparations and Migration of Customizing	Preparations and Migration of Customizing
Check Customizing Settings Prior to Migration	Data Migration
Set Number of Jobs for Activities in Mass Data Framework	Partitioning of Universal Journal Entry Line Items Table
Preparations and Migration of Customizing for General Ledger	Regenerate CDS Views and Field Mapping
Check and Adopt Fiscal Year Variants	Analyze Transactional Data
Define Currency Settings for Migration	Display Status of Analysis of Transactional Data
Migrate General Ledger Customizing	Documentation of Data Migration
Define Settings for Ledgers and Currency Types	Start and Monitor Data Migration
Review the Assignment of Ledger and Company Code to Acc.-Principles	Migrate General Ledger Allocations
Define Ledger for CO Version	Migrate House Banks Accounts
Define Document Types for Postings in Controlling	Migration of Financial Documents to Trade Finance
Define Document Type Mapping for CO Business Transactions	Credit Management Migration
Check and Define Default Values for Postings in Controlling	Complete Migration
Define Offsetting Account Determination Type	Complete Migration of Financial Documents to Trade Finance
Define Source Ledger for Migration of Balances	
Check and Define Settings for Substitution for Cost-of-Sales Accounting	
Check and Define Settings of Controlling Area	
Execute Consistency Check of General Ledger Settings	

The Move to S/4HANA: Conversion Scenarios



- *Example:* Complete conversion of an existing SAP Business Suite system to SAP S/4HANA

Lessons Learned

- Don't underestimate the differences between ECC & S/4 HANA
- Make sure the functional team addresses all errors/warnings during financial migration
- Take into account unforeseen costs
- Decision to keep desktop GUI paid off



www.naturipefarms.com



www.velocitycloud.com

THANK YOU!

Q&A

For questions after this session, contact us at pren.rapaj@velocitycloud.com

Take the Session Survey.

We want to hear from you! Be sure to complete the session evaluation on the SAPPHIRE NOW and ASUG Annual Conference mobile app.



Presentation Materials

Access the slides from 2019 ASUG Annual Conference here:

<http://info.asug.com/2019-ac-slides>

Let's Be Social.

Stay connected. Share your SAP experiences anytime, anywhere.

Join the ASUG conversation on social media: **@ASUG365 #ASUG**

