



# Supercharge Your T&E Reporting Using SAC and Concur

---

**Aaron Benner**

**Analytics Architect**

**October 2023**





**Safety: Front License Plates**

**Required in Texas**

**Only 19 States require front plates**

**\$162 Fine**

# Safety: Houston, We Have A Front Plate!



# Company Overview





## Ascend Performance Materials makes high-performance materials for everyday essentials and new technologies.

- Our focus is on improving quality of life and inspiring a better tomorrow through innovation.
- We are a fully integrated material solutions provider with world-class manufacturing facilities across North America, Europe and Asia.
- As the world's largest fully integrated producer of polyamide 66 resin we can ensure the highest reliability, quality and performance.

# Our products



Vydyne® PA66 & PA6 engineered materials

---

HiDura™ specialty polyamide engineered materials

---

Starflam® flame retardant engineered materials

---

Acteev® antimicrobial textiles and engineered materials\*

---

ENDUR by Ascend® clean fabric and fiber

---

Nylon 6,6 staple, fiber and filtration media

---

Specialty chemicals

---

Intermediate chemicals

---



Key markets we serve

# Engineering materials

**Automotive**



**Electrical and Electronic**



**Cable Ties and Fasteners**



**Consumer and Industrial**



**Compounding Feedstock**




**Healthcare**



# Textiles

**Nonwovens**



**Medical Devices**




**Consumer apparel**




# Fibers

**Airbag**



**Tire Cord**



**Carpet**



# Project Overview





# Project Justification – Cost Avoidance

**Concur Analytics was missing reporting capability**

**Received a proposal for \$15,000 for additional reports in Concur Analytics:**

**Outdated look & feel**

**Not integrated with existing reports**

**Limited user set of logon users**

**Required emailing of Excel reports**

**Company has recently completed migration to RISE environment**

## Project Timeline:

Project Kickoff:	June 2023
RISE/Environment Ready:	July 2023
Data Wrangling/UAT:	July – August 2023
Stories & Analytics Preparation:	September 2023
Security & Rollout:	October 2023

## Project Team:

1 SAC Analyst  
2 Business Analysts

# Tool Selection – SAC

What is SAC?

SAP Analytics Cloud

Arrived ~3-4 years ago

Dashboarding and Planning tool

Working to rival Tableau and Power BI, Celonis Dashboards

Native SAP connection to ECC, HANA, BW, other SAP Products

# Problem Overview

**Concur Analytics cost \$15,000 for reporting recurring license costs**

**Based on (business objects) old reporting**

**Not real-time**

**Download to excel, join to categorize by Expense Type**

**Desire to use existing ability to connect to SAC**

**Connector included with entitlement**

**Data not currently in SAP at granular level**

**Both T&E and Expense Reports available**

**Company stores 10 years of T&E Spend**

# Problem Overview



## Connect to SAC

Utilized out of the box Dashboard & reporting  
Company has recently moved to RISE which enabled SAC  
Also running ECC, BW, SCM, SolMan  
Role based reporting

## New Upgrades to SAC

New Model Type not supported by Concur  
Optimized Model  
Broadcast Stories

# Solution Overview: Concur Models

## Content Available:

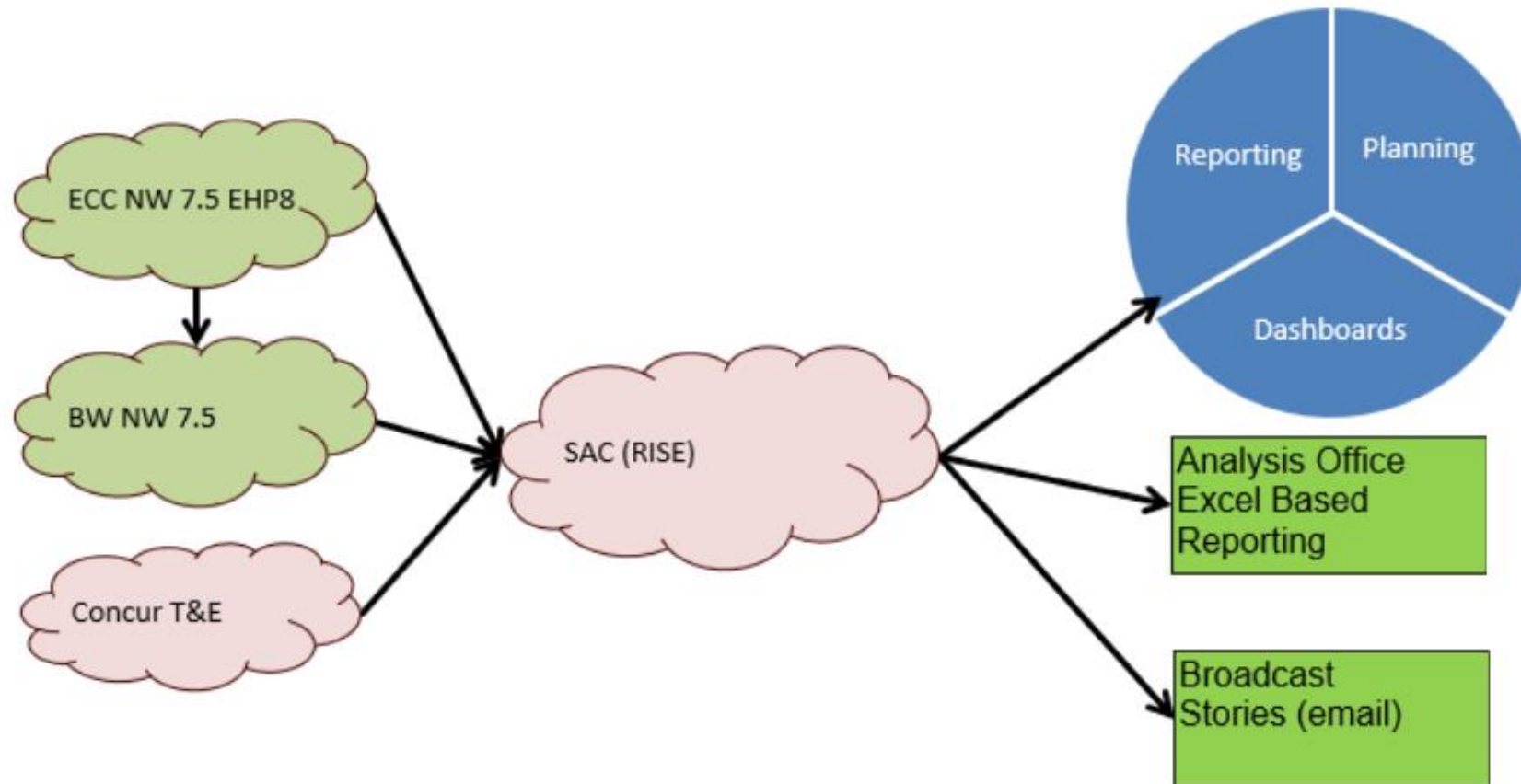
**SAP\_TE\_GEN\_IM\_EXPENSEREPORT**

Expense Report  
Totals By Employee

**SAP\_TE\_GEN\_IM\_EXPENSEENTRY**

Details by Expense Type, Location, ...

# Current SAC Architecture



# Data Analysis / Mapping



## Sample of Issues Encountered:

**Text issues with bad characters in vendor / item text**

**Fields with blank dates**

**Scheduling Issues – Timeouts, unavailable slots**

**Data Filtering**



# Content Network

## Content Network

### Samples

Get started from a collection of templates, pre-made stories, and boardroom presentations.



### Business Content

Pre-built industry and Line of Business content.



### 3rd Party Business Content

Partner developed content for Industry and Line of Business.



# Content Network



< **SAP** Content Network / Business Content

Name	Description	Created By
<input type="checkbox"/> SAP Travel & Expense - Concur	Content for Line-of-Business Travel & Expense	SAP

SAP Travel & Expense - Concur

[Overview](#) Import Options

### Import Overview

Overwrite Preferences:	Impacted Content:
Don't overwrite objects or data	0

# Filtering - ExpenseEntries

## Build SAP Concur Query

### Available Data



Search



- > Expense Entries
- Filter Parameters
  - attendeeTypeCode
  - expenseTypeCode
  - hasAttendees
  - hasVAT
  - isBillable
  - paymentTypeID
  - reportID

### Selected Data

Clear Sel

### Filters

Clear Sel

expenseTypeCode Equal to

# Filtering – Expense Reports

## Build SAP Concur Query

### Available Data

- Expense Entries
- Filter Parameters**
- attendeeTypeCode
- expenseTypeCode
- hasAttendees
- hasVAT
- isBillable**
- paymentTypeID
- reportID

### Selected Data

Clear Selection

- 22 ApprovedAmount
- 22 PostedAmount
- 22 TransactionAmount
- SpendCategoryNa...
- TripID
- ReportOwnerID
- 22 ExchangeRate
- LastModified
- TransactionDate
- AllocationType
- CompanyCardTran...
- Description
- ElectronicReceiptID
- EmployeeBankAcc...
- ExpenseTypeCode

### Filters

Clear Selection

- expenseTypeCode** Equal to **AIRFR;**

# Project Benefits: Time

## Time Savings:

Reduced Reporting Collection time by 33%

Avoid Manual Download to Excel

Increased Frequency Of Reporting

# Project Benefits



# Project Benefits: Value



## Value Savings:

Spot Duplicated or Unsubmitted Invoices Before Month End Close  
Aggregate Charges across Departments  
    Group Events  
    Global Charge Codes

Identified Duplicate Issue in existing Concur Extract (header-item)

## Lessons Learned:

### Data Extraction:

- Maximum of 800,000 entries can be loaded in batch in SAC
- Limited filtering available on the Concur data sources:
  - ExpenseReport contains date filters (submitDateAfter)
  - ExpenseEntries does not
  - Required trial & error selection to resolve
  - Eventually found we could use payment method:
    - Splits the data evenly between credit card & cash transactions

SAP Consulting initially indicated a rewrite of the datasources was needed:

- “Never, never, never give up” - Churchill



## Lessons Learned:

### Currency Conversion:

- No automated import as this is a non-SAP source (unlike TCURR, eg)
- Can cause differences comparing to home-built analytics inside the Concur system for non-US entries

### RISE Environment:

First SAC project, powered by RISE

### Security:

By Model

# Stories & Reporting



# Stories – Overview

## Expense Overview 2023

Select Range for Time Line Charts: Jan (Q1/2016) - Sep (Q3/201...)

---

### Key Indicators

Thousand | USD | 1 Filter

6,895.10

-, Δ Budget  
-3,956.65, Δ Previous Period

Expenses (USD)

6,850.90

Due Expenses

Due Employee	1,403.35
Due Company Card	5,447.58

1.15

Average Report Expense

Corporate Credit Card Adoption

### Expenses per Period - Actuals vs. Budget

(No value set) | USD | 1 Filter

Δ Budget

912.01

2018

### Expenses by Country

(No value set) | USD | 1 Filter

912.01

779.77

132.24

2018

BE United States

---

### Expenses per Business Unit- YTD vs. Previous Year

T... | USD | 1 Filter | Top 5 - All Dimensions | Explorer Available

Business Unit	Expense	Δ Previous Period
5003 -Ascend Per...		-1,639
US-Ascend-5180A	2,232	
Belgium-Ascend-...	602.81	-256.43
5080 -Ascend Per...	493.08	-409.61
China-Shanghai-...	398.54	

### Expenses, Number and Average Report per Business Unit

Thousand | USD | 1 Filter

Business Unit	Expense	Number	Average Report
5003 - Ascend Performance Materials Holdings, INC	~1,600	~1,500	~1,000
US-Ascend-5180A	2,232	~2,200	~1,000
Belgium-Ascend-3500	602.81	~500	~1,000
5080 - Ascend Performance Materials Texas, Inc.	493.08	~500	~1,000



## Entries Per Report 2023

### Top Average Spenders

USD | 1 Filter | Top 10 - All Dime

Seung ...	1,139.31
Joo Park	922.34
Matsuz...	2,736.46
Tsukas...	1,480.66
Jason ...	5,418.05
Kenny ...	2,355.93
Chiaki ...	507.48
Eve Ch...	1,140.17
Jacky ...	4,292.64
Terry Y...	3,842.27

### Ever Sent Back

Number of Reports



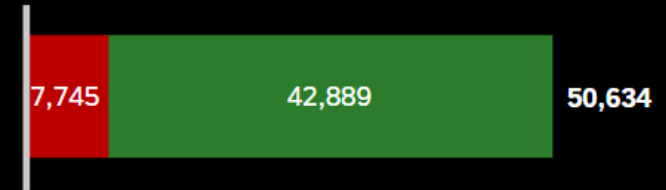
### Required Images Available

Number of Entries



### Have Exceptions

Number of Entries



### Top Reports by Claimed Amount

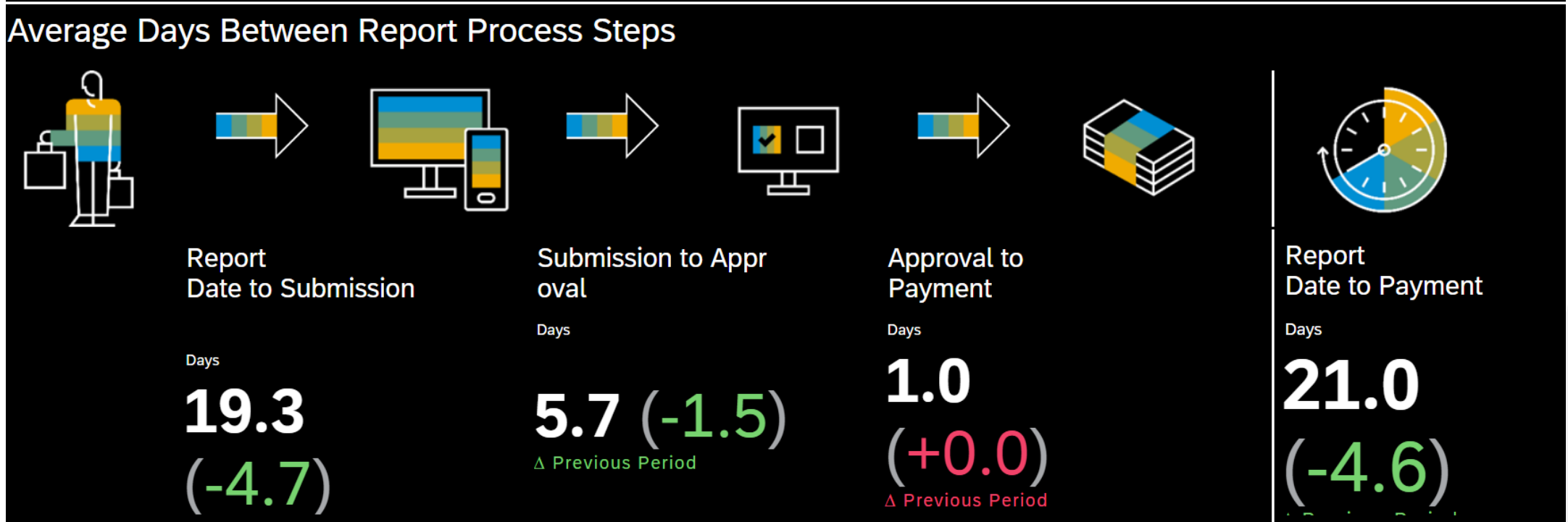
Thousand | USD | 1 Filter | Top 5 - All Dimensions

No data is available for the chart to render. Try changing your drill level, or contact your administrator.

# Stories – Procurement Process Improvement

**SAP Concur** Process Runtime 2023

Select Filter  
Business... (All)



### Days Between Submission to Payment Per Period

Submission to Payment Report Date to Creation Report

### Top Reports with Max Days Between Submission to Payment

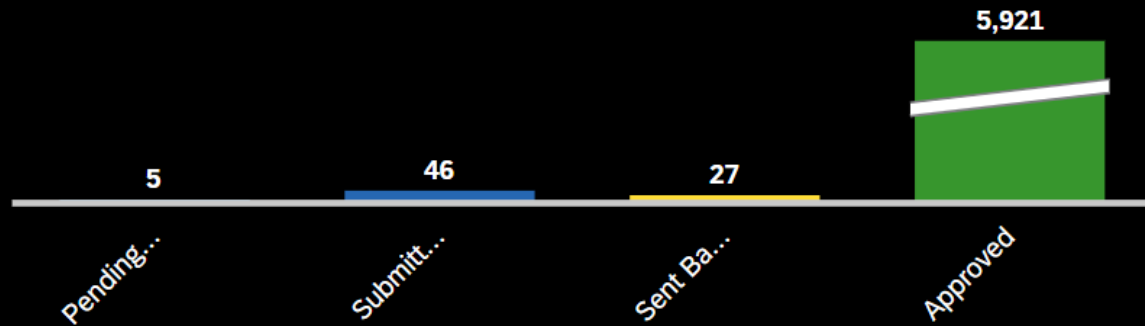
1 Filter | Top 6 Submission to Payment | 1 ⚠

Report	Owner	Approver	Time
Annual Distrib...	Jörg Jander	Unassigned	Jun 5, 2023 (2023)

# Stories – Expense Reporting

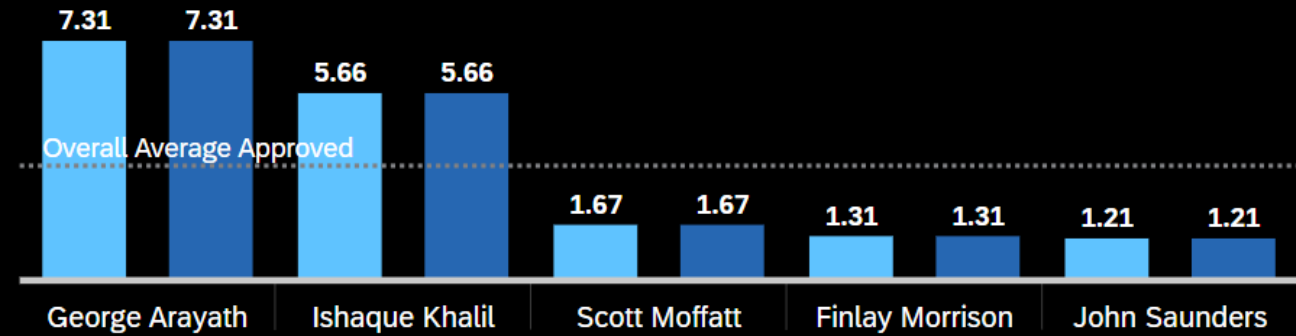


### Expense Reports per Approval Status

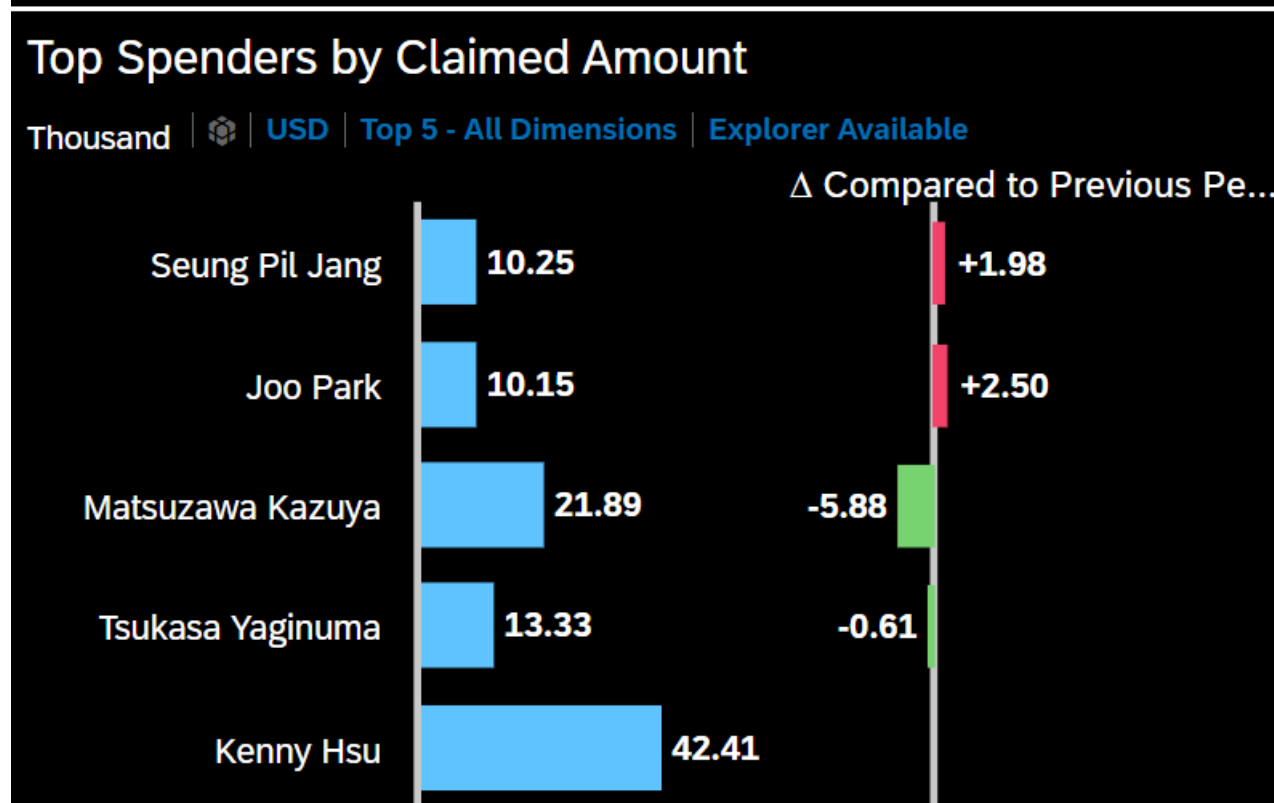


### Average Claimed and Approved Amount per Approver

Thousand | USD | Top 5 - All Dimensions (Average Claimed Amount)



# Stories – Expense Reporting



# Stories – Expense Reporting



## Top Reports by Claimed Amount

Report	Owner	Time	Account Category	Approved Amount
Steve Manning June 2...	STEVEN MANNI...	Jun 19, 2023 (2023)		16,373
February Expenses (0...	Wendell Harden	Feb 13, 2023 (2023)		16,067
January Expenses (01/...	John Hirsh	Jan 25, 2023 (2023)		14,906
January Expenses (01/...	David McNeece	Jan 3, 2023 (2023)		14,903
Vikram Gopal Februar...	Vikram Gopal	Feb 1, 2023 (2023)		14,626
Trip to China	Jefferson Ebert	Jun 8, 2023 (2023)		14,309
I.K January Expenses ...	Ishaque Khalil	Jan 2, 2023 (2023)		13,959



# Stories – Expense Reporting



SAP Stories | SAP\_TE\_GEN\_TRAVELEXPEN... | Search | Lightbulb | Bell (8) | Chat | Help | User (A)

File | Edit | Tools | Display | Publish Data | Reports | 4 / 6 | Controls | Edit | View

Year 2023

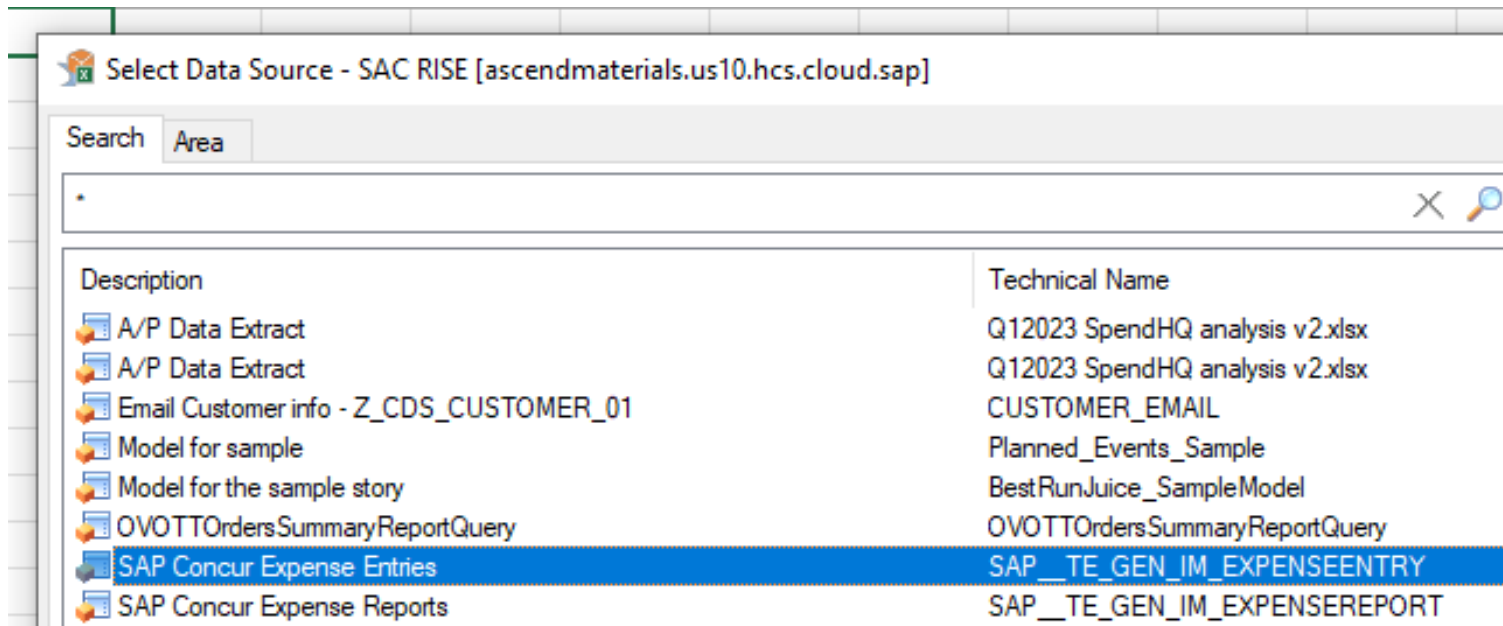
## SAP Concur Reports 2023

Time (1) 2023 - 2023

Total Reports	Spenders	Reports Extracted For Payment	Unpaid Reports	Approvers	Delta Approved vs Claimed
Number	Number	Number	Number	Number	Thousand   USD
5 000	1 000	5 004	70	23	0 00

# SAC / AFO Reporting: 2 Flavors

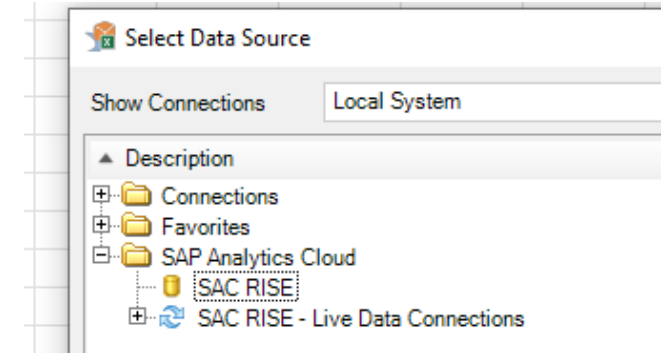
Excel Based Reporting:  
Inside Existing Analysis for Office as Additional Source  
Also available as separate SAC Add-in



Select Data Source - SAC RISE [ascendmaterials.us10.hcs.cloud.sap]

Search Area

Description	Technical Name
A/P Data Extract	Q12023 SpendHQ analysis v2.xlsx
A/P Data Extract	Q12023 SpendHQ analysis v2.xlsx
Email Customer info - Z_CDS_CUSTOMER_01	CUSTOMER_EMAIL
Model for sample	Planned_Events_Sample
Model for the sample story	BestRunJuice_SampleModel
OVOTTOOrdersSummaryReportQuery	OVOTTOOrdersSummaryReportQuery
<b>SAP Concur Expense Entries</b>	<b>SAP__TE_GEN_IM_EXPENSEENTRY</b>
SAP Concur Expense Reports	SAP__TE_GEN_IM_EXPENSEREPORT



Select Data Source

Show Connections Local System

- Description
  - Connections
  - Favorites
  - SAP Analytics Cloud
    - SAC RISE
    - SAC RISE - Live Data Connections

# Flexible Plan Data Input



SAP							
Concur Forecast							
Page 1							
A	B	C	D	E	F	G	H
SAP_TE_GEN_IM_EXPENSEREPORT in USD   4 Hidden							
			Category	Actual			Budget Planning
			Time	> Q1 (2023)	> Q2 (2023)	> Q3 (2023)	> Q4 (2023)
Account	Year	CurrencyCode	Country				
Approved Amount	2023	CNY	CN	122,749.62	165,793.00	141,407.01	200.00
		EUR	BE	147,111.74	91,800.09	64,196.19	300.00
			DE	30,495.62	31,325.17	18,372.84	100.00

# Additional Plan Data Input

Copy Plan to Budget

Reevaluate

Allocations

# Next Steps



# Next Steps:

## Planning Data

- Expense Type Forecasting By Period
- Predictive Analysis

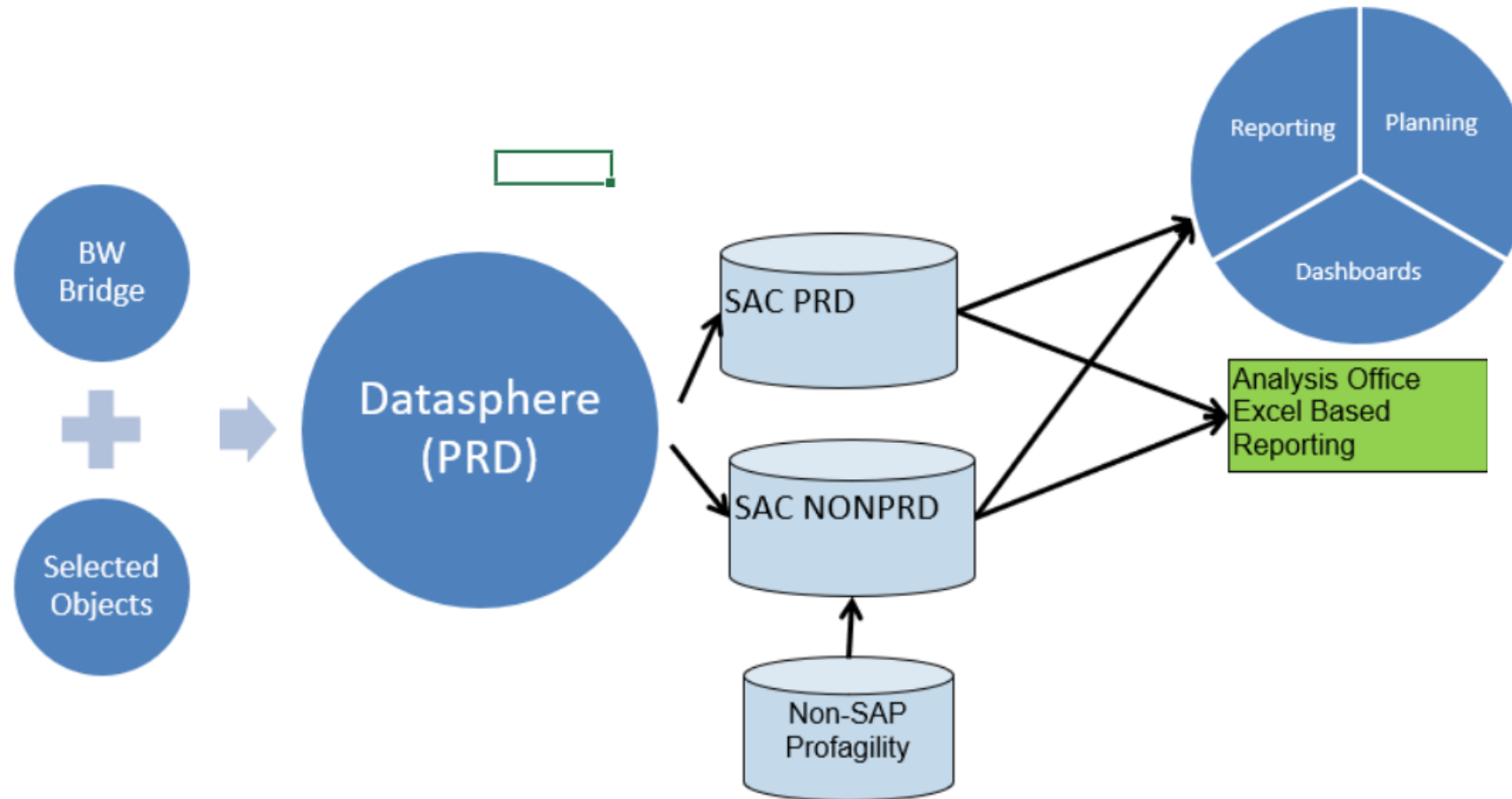
## Merge With SAP Data

- Join to Cost Center data
- Merge with Procurement data

## Datasphere Evaluation

- Replace BW sources

# Future State Reporting



# Questions?



## My Contact Info:

Aaron Benner  
281-841-5838  
abenner5@yahoo.com