

New **UX innovations** improve **collaboration** and **boost productivity**


Peter Spielvogel, SAP
October 28, 2022

Public

SAP S/4HANA comes in three flavors

SAP S/4HANA Cloud, public edition

Ready-to-run cloud ERP that delivers the latest industry best practices and continuous innovation




SAP S/4HANA Cloud, private edition

Tailored-to-fit cloud ERP that adapts to your organization's unique transformation



SAP S/4HANA (on-premise)

Next-generation ERP that maintains compatibility with legacy software





SAP S/4HANA Cloud, public edition

Ready-to-run cloud ERP that delivers the latest industry best practices and continuous innovation

Run on the industry standard

- **Deliver results right away** with ready-to-work processes built on proven industry best practices
- **Quickly tackle your top business priority** and expand as your needs change

Keep innovation moving

- **Stay ahead** by always getting the latest process and technology innovations
- **Build your own breakthroughs** with a fully extensible platform



SAP S/4HANA Cloud, private edition

Tailored-to-fit cloud ERP that adapts to your organization's unique transformation

Run on your own standard

- **Maximize your differentiation** by tailoring business processes to your unique requirements
- **Protect your investment** and move to the cloud at your speed

Keep the control

- **Manage the pace of change** by rolling out innovations on your timeline
- **Choose the cloud infrastructure** based on your landscape and preferences

Agenda

UX innovations appear first in SAP S/4HANA Cloud, public edition

- Horizon theme improves usability
- My Home makes users more efficient
- SAP Mobile Start provides native access to the Intelligent Enterprise
- Share to Microsoft Teams improves collaboration
- Adapt UI for classic applications enables personalization

Better UX also available for on-prem and private cloud customers

- Check for SAP Fiori apps in the reference library
- Build your own SAP Fiori apps using the same tools as SAP

Where to learn more

Horizon theme improves usability



SAP Fiori continues to evolve

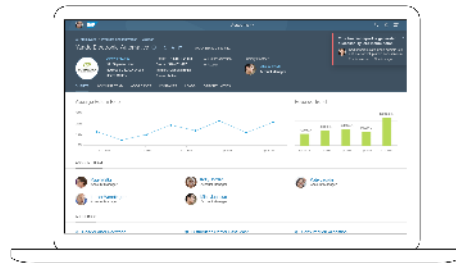
Casual users
Self-service apps



2013

SAP Fiori

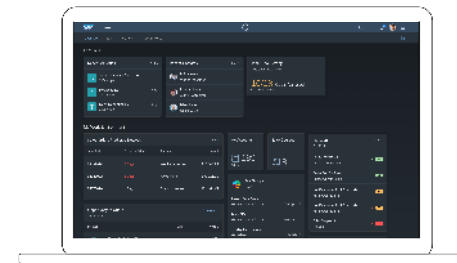
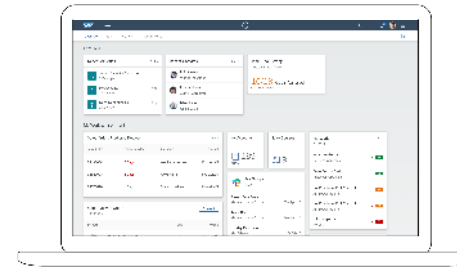
Desktop user
The new face of SAP S/4HANA



2016

SAP Fiori 2.0

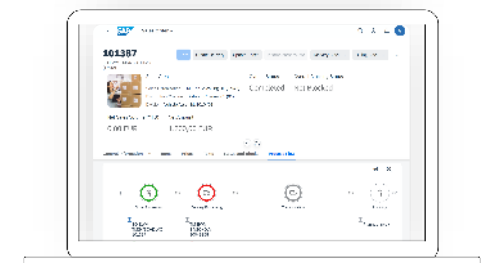
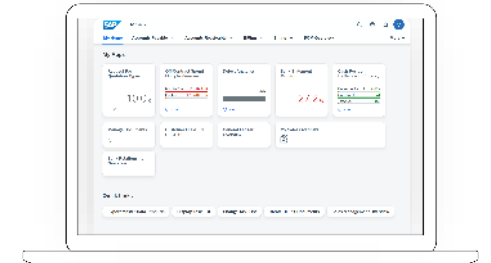
SAP Fiori 3
Consistent, Intelligent, Integrated



2019

SAP Fiori 3

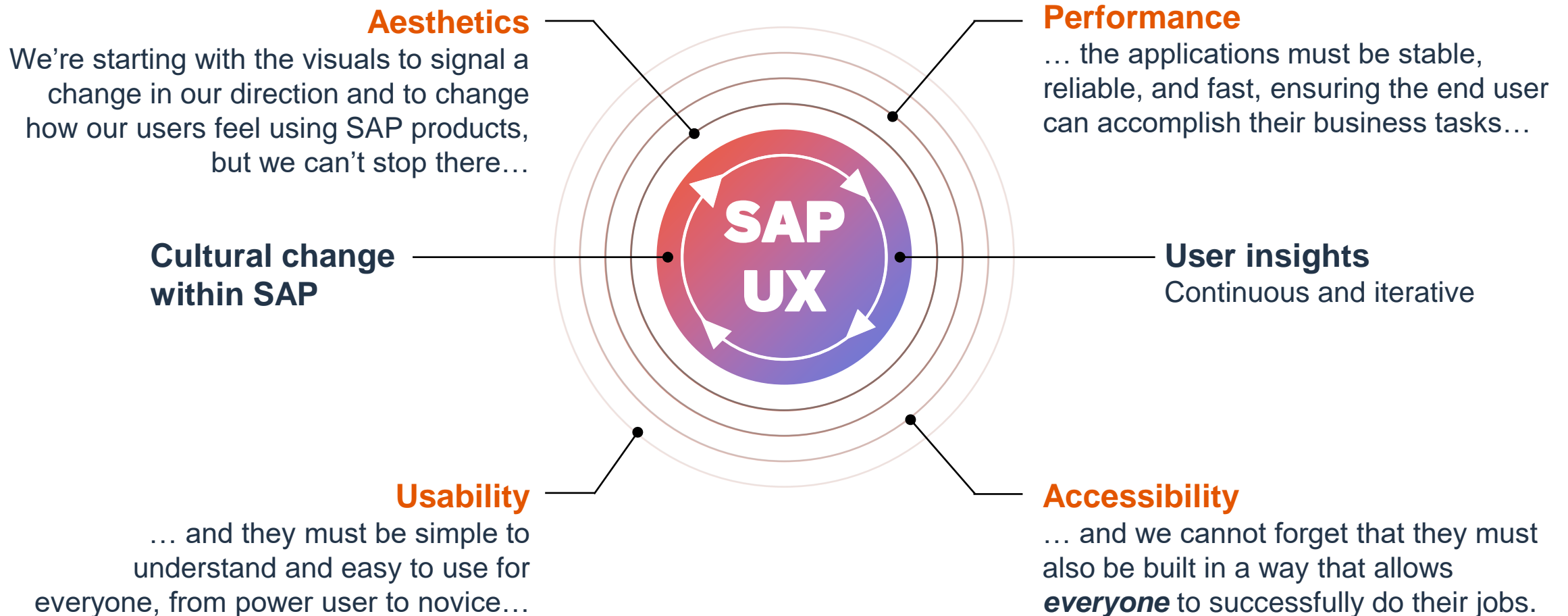
New design DNA
Federated model for design system



2021

Horizon theme

SAP UX strategy – four pillars



This is the current state of planning and may be changed by SAP at any time without notice.

SAP Horizon will further unify the SAP user experience

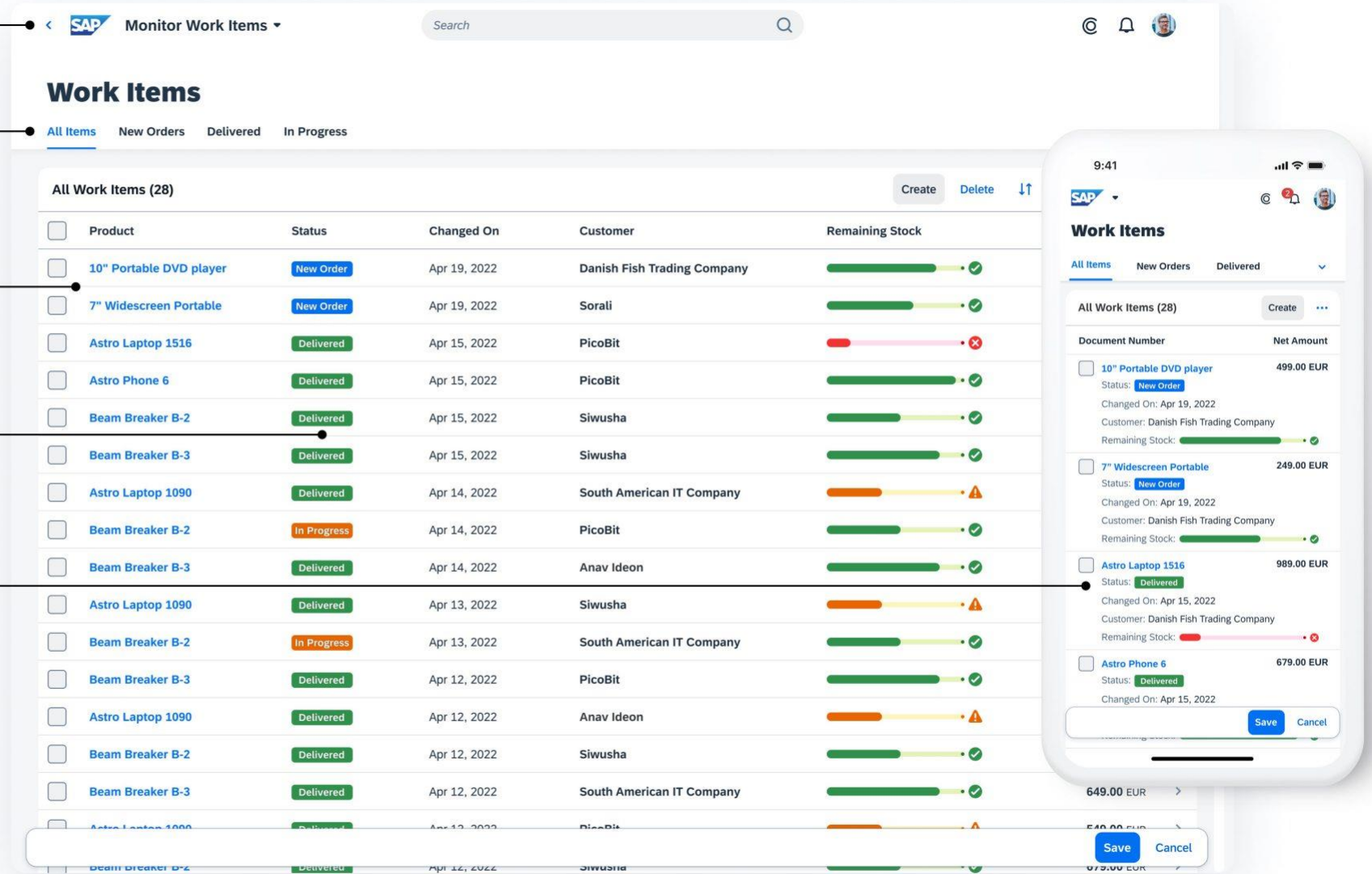
Improving information hierarchy with a simplified header bar

Emphasizing important information using bold SAP typography (72 bold font)

Creating a sense of focus with more contrast, space, and visual hierarchy

Making components clearer and more understandable using simplified aesthetics

Ensuring an easy-to-learn and coherent experience across devices by using a mobile-first approach.



My Home makes users more efficient



My Home is the new entry point for SAP S/4HANA Cloud

Federation layer:

Get relevant content across all SAP Solutions

new My Home in SAP S/4HANA Cloud

SAP solutions layer:

Get relevant content across one SAP Solution

Spaces & Pages:

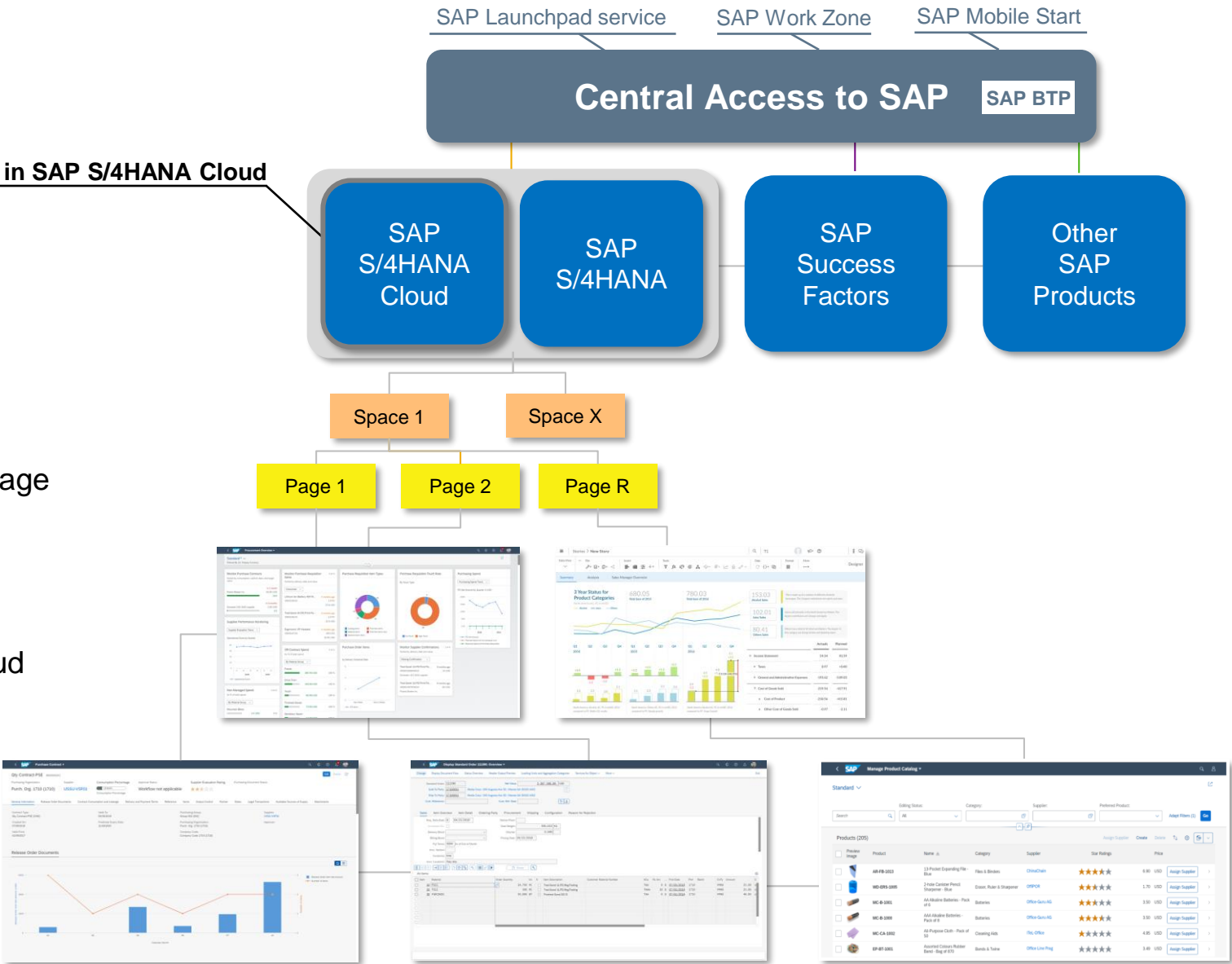
Organize resources per business role & work package

Domain-specific overviews:

Provide tailored insights through SAP Analytic Cloud dashboards or overview pages (OVP)

Details and in-depth exploration:

Get the app you need to do your job



My Home for SAP S/4HANA Cloud makes users more efficient

Enjoy the Horizon visual theme

Rely on Spaces & Pages

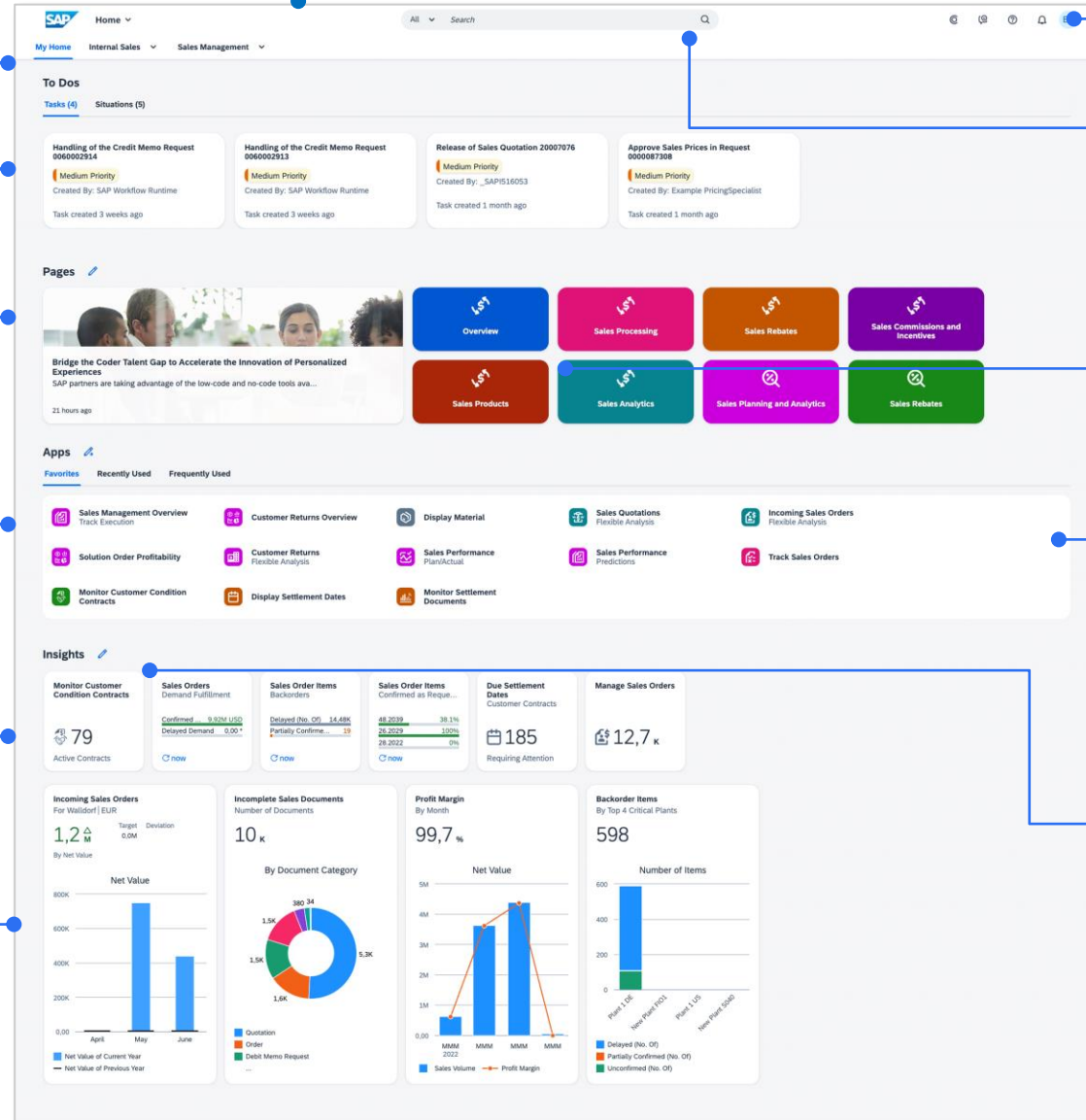
Get my To Do list combining
My Inbox and My Situations items

Access my most critical pages
quickly

Launch my most relevant apps

Monitor your business thanks to
Dynamic or Smart Business tiles

Track your business trends
through your pinned cards



Personalize the section shown on
the page and their display order

Search & Launch any of my apps
instantly

Identify instantly which page my
app belongs to (Color coding)

Personalize the content of the
section

New *My Home* demo



Join our customer engagement initiative if you want to provide feedback

CEI for *My Home*

OPEN

SAP Customer Engagement Initiative (CEI)

Discuss planned functionality with customers and partners
to gain valuable input during development phase

[Register here](#)



<https://influence.sap.com/sap/ino/#campaign/2986>

SAP Mobile start provides native access to the Intelligent Enterprise



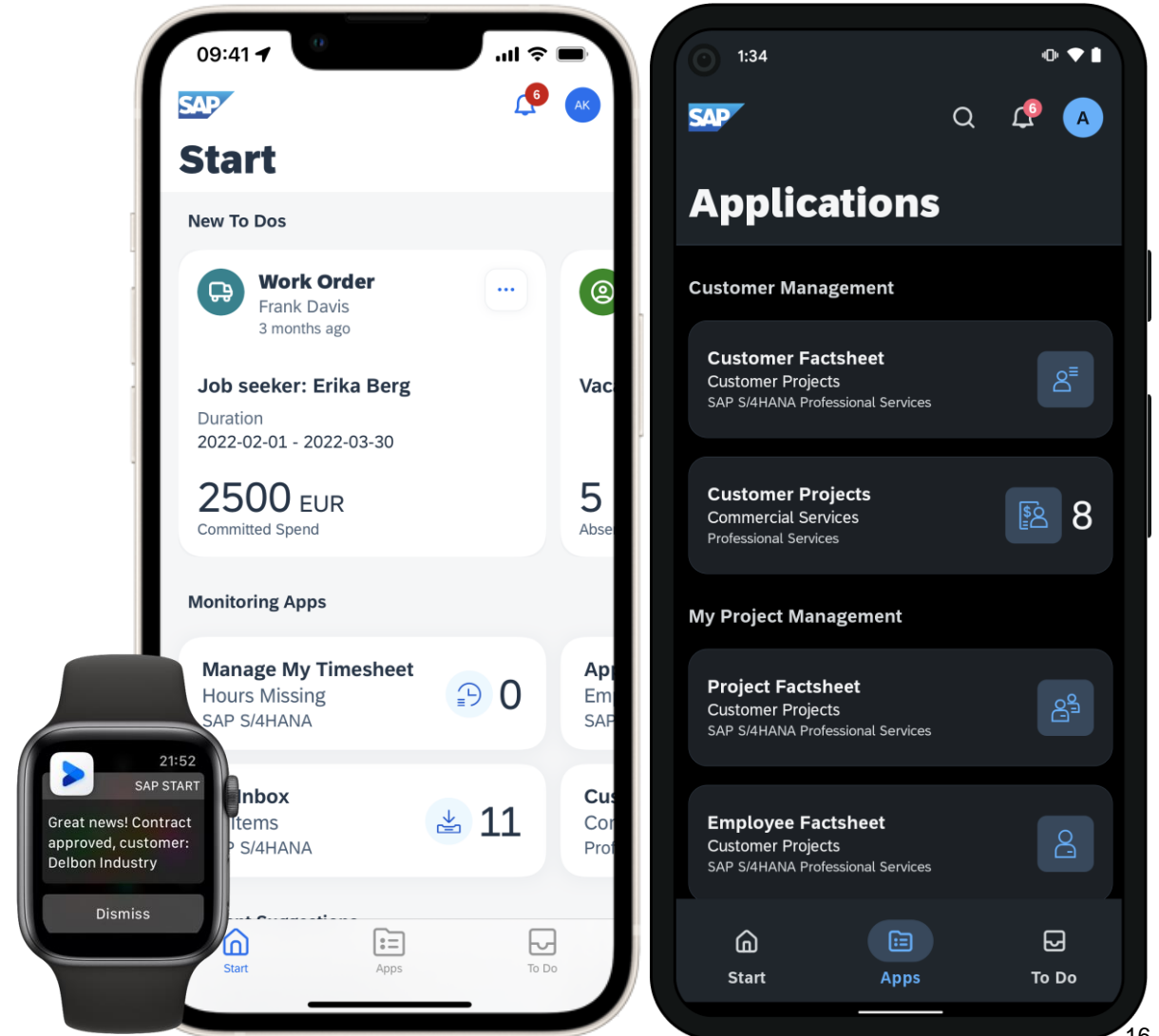
SAP Mobile Start – Meet the SAP Mobile Experience




SAP Mobile Start - Key Capabilities and Value Proposition

Your native entry point to the Intelligent Enterprise

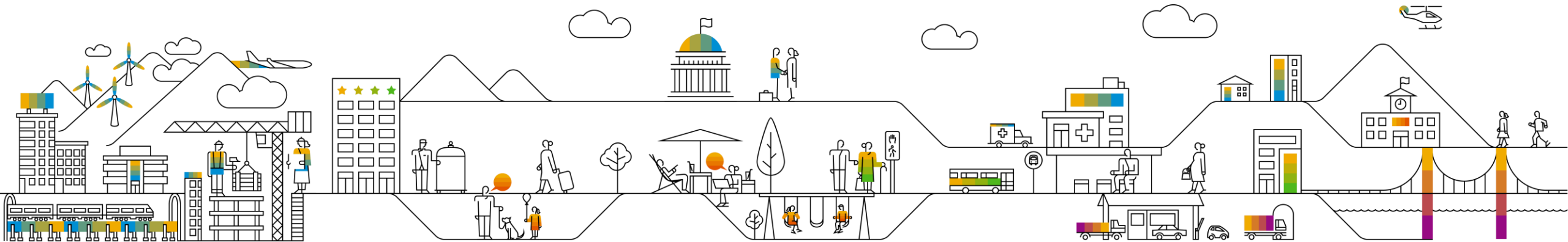
- Seamless mobile access to the Intelligent Enterprise, its applications (native or web), web content, data or SAP S/4HANA notifications to quickly address business issues
- Consumer-grade user experience and superior performance, designed for an intuitive and personalized native OS experience with enterprise-grade capabilities
- Consolidated view on all tasks and workflows approval requests, enabling end-users to trigger direct actions thanks to SAP Task Center integration
- Improved productivity, agility and work flexibility thanks to mobile
- Stay up-to-date and react quickly to any business-critical situation
- Persona-centric configurations, tailored to any user needs



SAP Mobile Start demo



Share to Microsoft Teams improves collaboration



Share to Microsoft Teams improves collaboration of SAP S/4HANA Cloud users

Seamless integration

- Share content from SAP Fiori elements apps with other Microsoft Teams users

Access to live data

- Link to filtered data in your SAP S/4HANA Cloud system

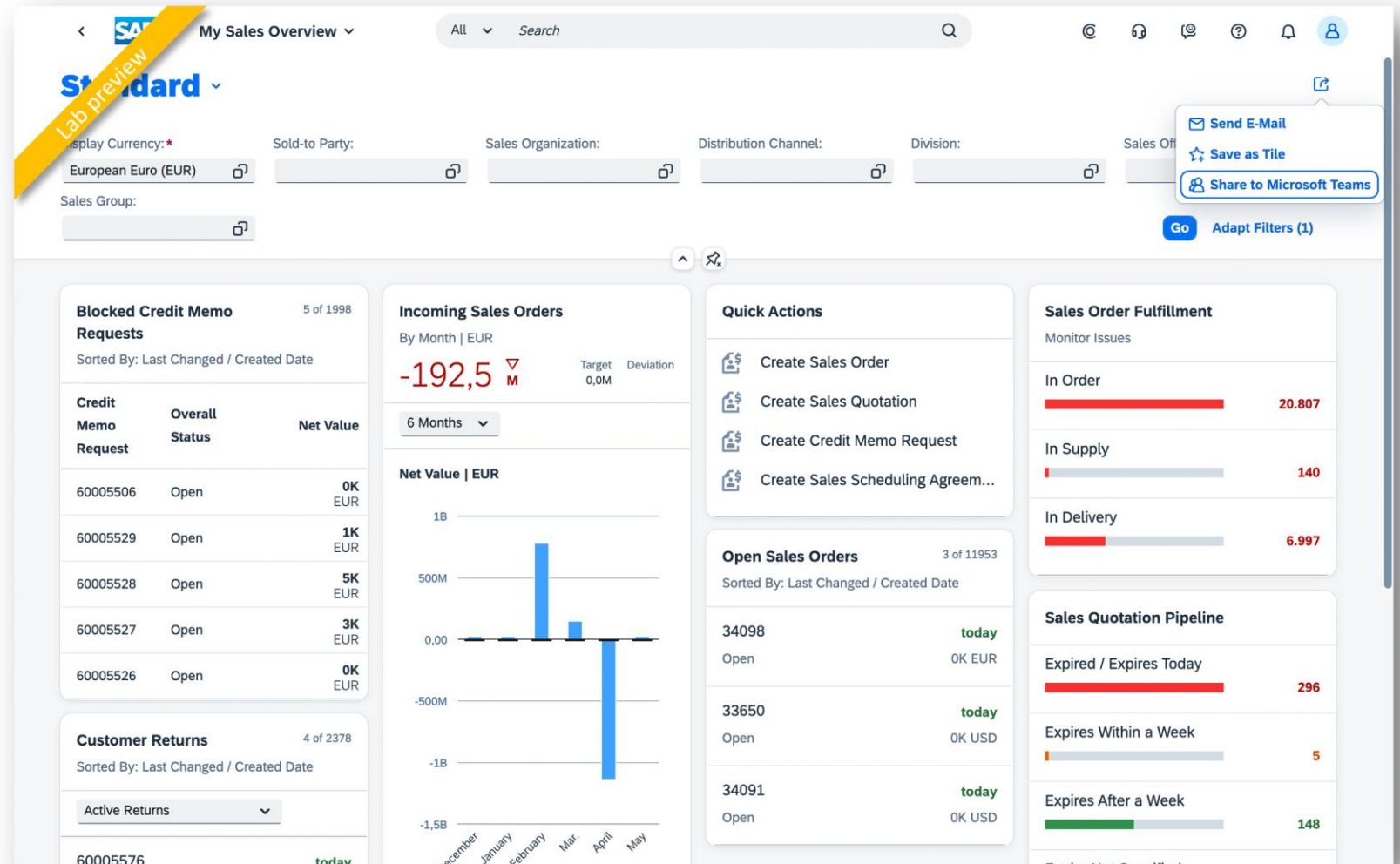
Pre-integrated

- Activation with only one setting

No additional costs*

- Included with SAP S/4HANA Cloud subscription

*Microsoft Teams needs to be licensed separately



Share to Microsoft Teams ERP demo



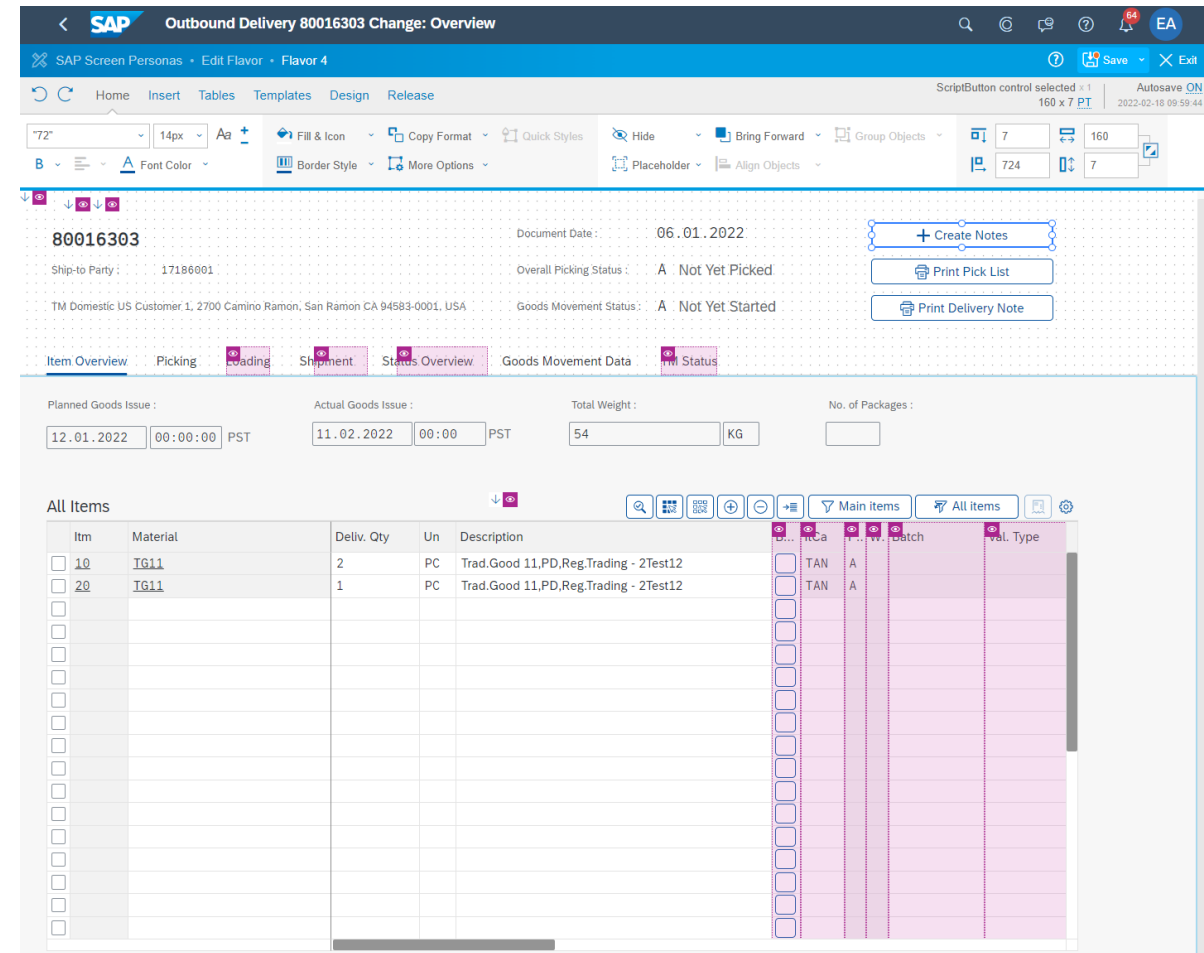
Adapt UI for classic applications with SAP Screen Personas enables personalization



SAP Screen Personas simplifies screens - for cloud or on-premise

Top most used features from on- prem in SAP Screen Personas are available in the cloud.

- Hide UI elements
- Rearrange UI elements
- Automate process steps through scripting
- Adjust styling
- Make suitable for tablet use



SAP Screen Personas brings the SAP Fiori UX to SAP GUI interface screens

Original: 2 screens in original transaction

The screenshot shows the original SAP List of Sales Orders (817) transaction. The interface is divided into two main sections. The top section is a search screen with various filters and input fields. The bottom section is a table displaying the list of sales orders. The table has columns for Customer Reference, Doc. Date, DocTy, Sales document, Item, Sold-To, Material, Quantity, Unit, Net Value (Item), and Currency. The table lists multiple entries for different sales documents and materials.

- Complex search screen includes criteria that people don't use
- Separate search and results screens force users to navigate back and forth

Simplified: 1 screen in flavor

The screenshot shows the simplified SAP List of Sales Orders (817) transaction. The interface is a single screen that combines the search and results. The search criteria are at the top, and the results are displayed in a table below. The table has columns for Customer Reference, Doc. Date, DocTy, Sales document, Item, Sold-To, Material, Quantity, Unit, Net Value (Item), and Currency. The table lists multiple entries for different sales documents and materials.

- Single, simplified screen combines search and results and follows SAP Fiori list report format

SAP Screen Personas simplifies SAP GUI screens

Original: Many tabs and unused fields

Original SAP GUI screen for 'Create Service Notification: Service Request'. The screen is cluttered with many tabs at the top (Display object, Put in process, Postpone, Complete, Partners, Partner, Address..., Paging/communication, Default values, More) and a large 'Action box' on the right. The main area contains multiple sections: Notification (with fields for Notification, Status, Serv. order, Sales ord., Tasks), Cust. address (with fields for Sold-To Party, Street/Hse No., Location, Telephone, Fax), Additional Data (with fields for Reported By, Date, Cust. Reference, Sales Doc.), and Reference Object (with a field for Functional loc.). The bottom has 'Save' and 'Cancel' buttons.

Simplified: No tabs, just necessary fields

Simplified SAP GUI screen for 'Create Service Notification: Service Request'. The screen is clean and focused, with no tabs. It contains fields for Sold-To Party, Street/Hse No., Location, Telephone, Date (14.07.2020), Time (07:03:21), Reported By, Sales Doc., Cust. Reference, Functional loc., Equipment, Assembly, Priority, Breakdown checkbox, Required Start, Required End, Malfunct. Start, Malfunct. End, and Description. The bottom has 'Save' and 'Cancel' buttons.

- Simplify complex SAP GUI screens where SAP Fiori coverage does not exist yet
- Apply SAP Fiori design to custom transactions
- Launch flavors from your SAP Fiori launchpad and support intent-based navigation

New openSAP course on SAP Screen Personas for 2022

Adapting the UI in SAP S/4HANA Cloud Using SAP Screen Personas

Week 1: Adapting Screens for Classic Apps in SAP S/4HANA

Week 2: Building Flavors and Adding Automation

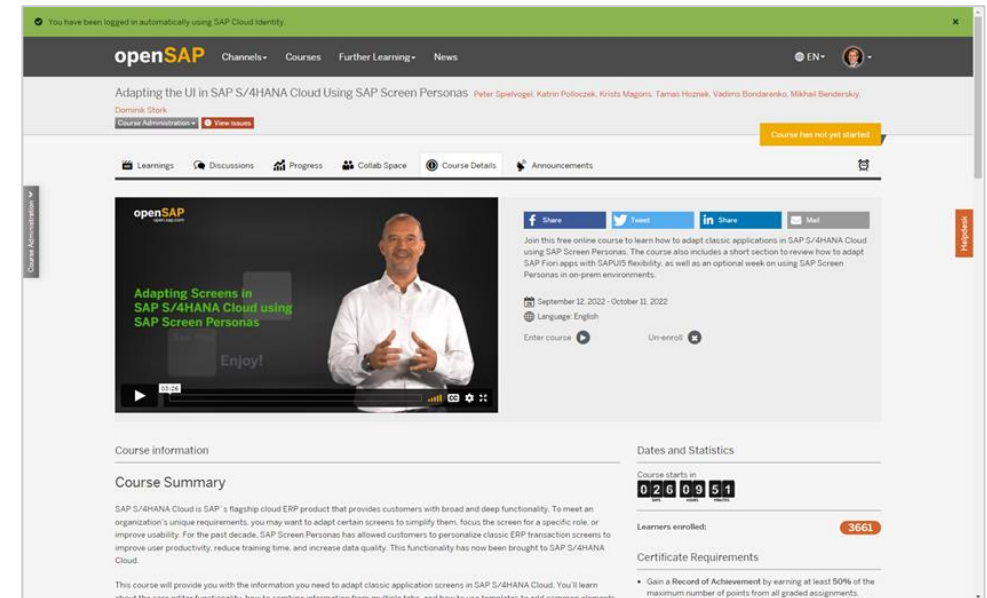
Week 3: Enabling and Administering Business Roles

Week 4: Final Exam

Optional week: SAP Screen Personas for on-Prem environments and the Private Cloud Edition

Enroll today: <https://open.sap.com/courses/sps5>

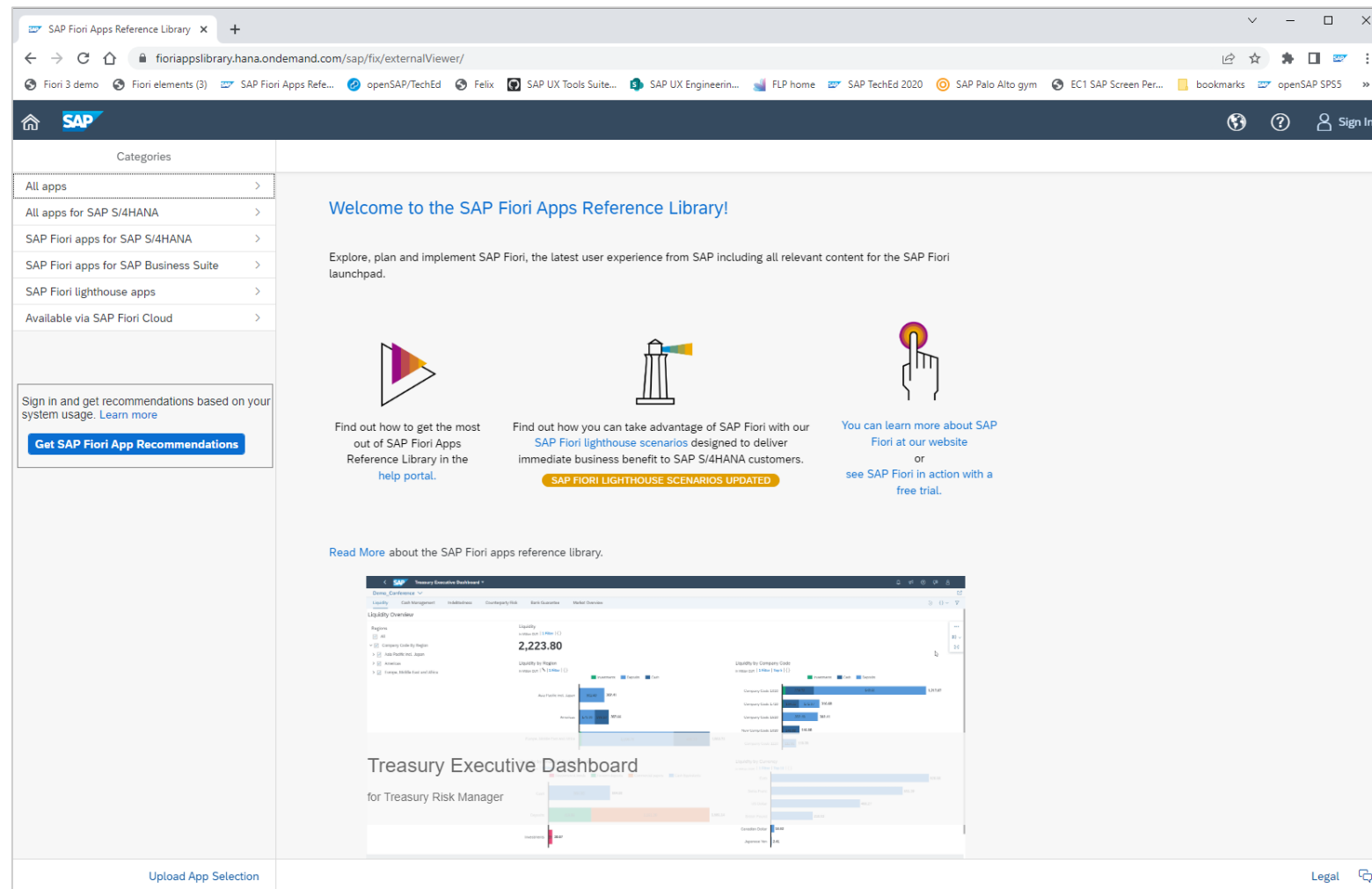
The content is active, but the forums are closed



Check for SAP Fiori apps in the reference library



SAP Fiori app reference library shows all apps available for your environment



SAP Fiori Apps Reference Library

Categories

- All apps
- All apps for SAP S/4HANA
- SAP Fiori apps for SAP S/4HANA
- SAP Fiori apps for SAP Business Suite
- SAP Fiori lighthouse apps
- Available via SAP Fiori Cloud

Sign in and get recommendations based on your system usage. [Learn more](#)

Get SAP Fiori App Recommendations

Welcome to the SAP Fiori Apps Reference Library!

Explore, plan and implement SAP Fiori, the latest user experience from SAP including all relevant content for the SAP Fiori launchpad.

Find out how to get the most out of SAP Fiori Apps Reference Library in the [help portal](#).

Find out how you can take advantage of SAP Fiori with our [SAP Fiori lighthouse scenarios](#) designed to deliver immediate business benefit to SAP S/4HANA customers.

SAP FIORI LIGHTHOUSE SCENARIOS UPDATED

You can learn more about SAP Fiori at our website or see SAP Fiori in action with a free trial.

[Read More](#) about the SAP Fiori apps reference library.

Treasury Executive Dashboard

for Treasury Risk Manager

Upload App Selection

Legal

<https://fioriappslibrary.hana.ondemand.com/sap/fix/externalViewer/>

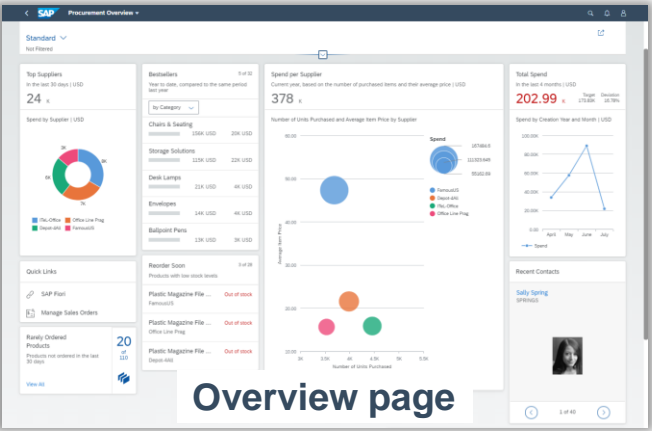
Build your own SAP Fiori apps using the same tools as SAP



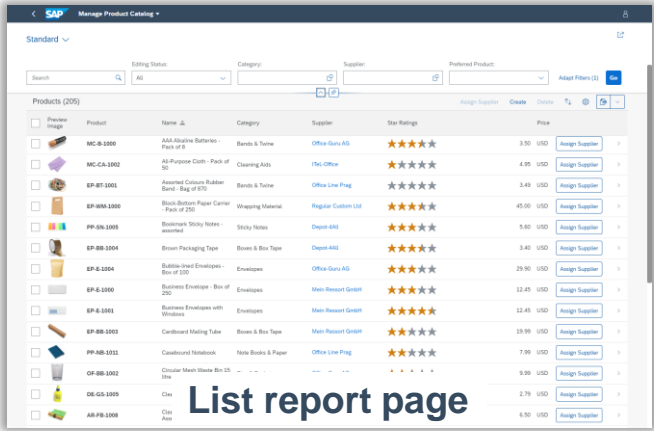
SAP Fiori elements ensures consistent layout, navigation

Most use cases in the enterprise space involve providing an **overview**, **lists** of business objects and management of these business **objects**.

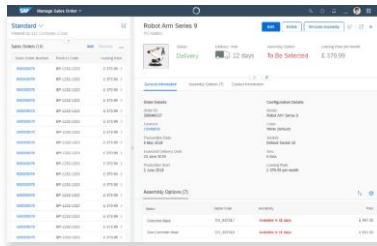
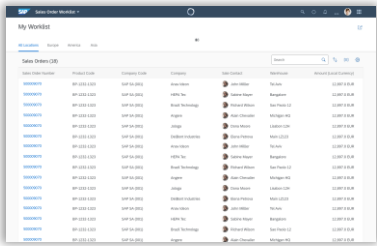
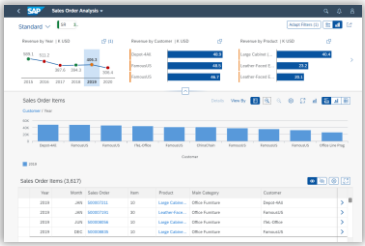
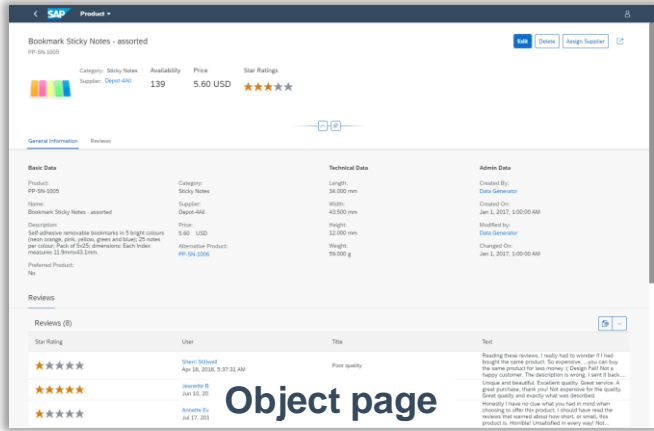
Provide **overview** on business relevant data



Work on a **list** of business objects



Manage individual business **objects**

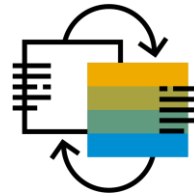


SAP Fiori elements boosts SAPUI5 development efficiency



Developer Productivity

- Focus on **business logic** and back-end services
- Write **less UI code**
- **Reduce** development and maintenance **costs**



UX Consistency

- Comply with the **latest SAP Fiori design** specification
- Deliver a **centrally managed** user experience
- Include **uniform** fonts, colors, layout, navigation, actions, search, filtering, and more

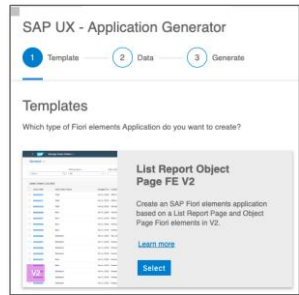


Enterprise Readiness

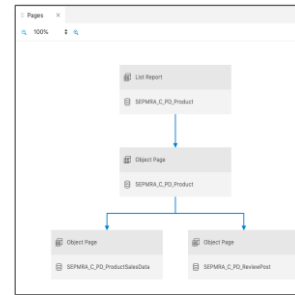
- Deliver **high quality** SAPUI5 applications to end-users
- Ensure **stable, optimized** UI code out of the box
- Include **standard enterprise features** (accessibility, mobile, translation support, ...)

SAP Fiori tools guides developers through the full cycle

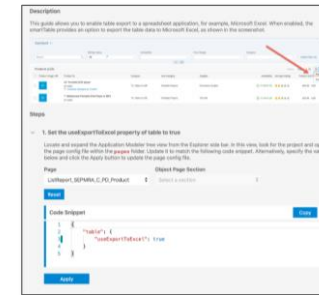
Generates the project environment for development



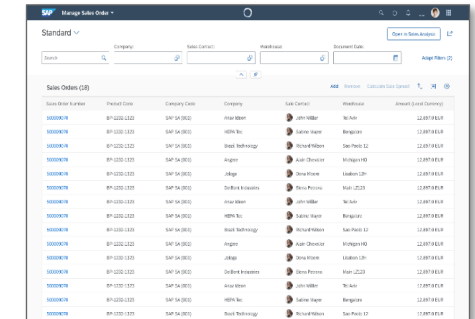
Allows editing of the app structure: pages, properties, and navigation



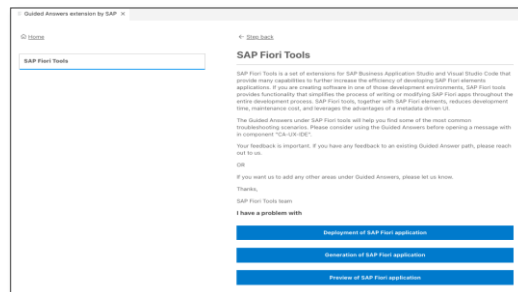
Provides step-by-step development instructions and generates code snippets in-line



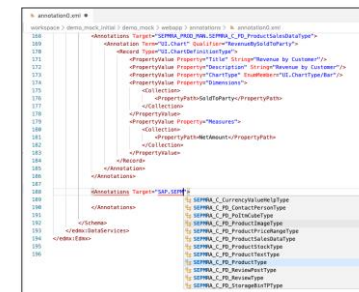
Provides preview of web app in the browser either with mock data or live data



Offers troubleshooting tips (open source)



Delivers code completion using a language server protocol for annotations



SAP Fiori tools makes it easier to build SAP Fiori elements apps

Uses a **wizard-style** approach

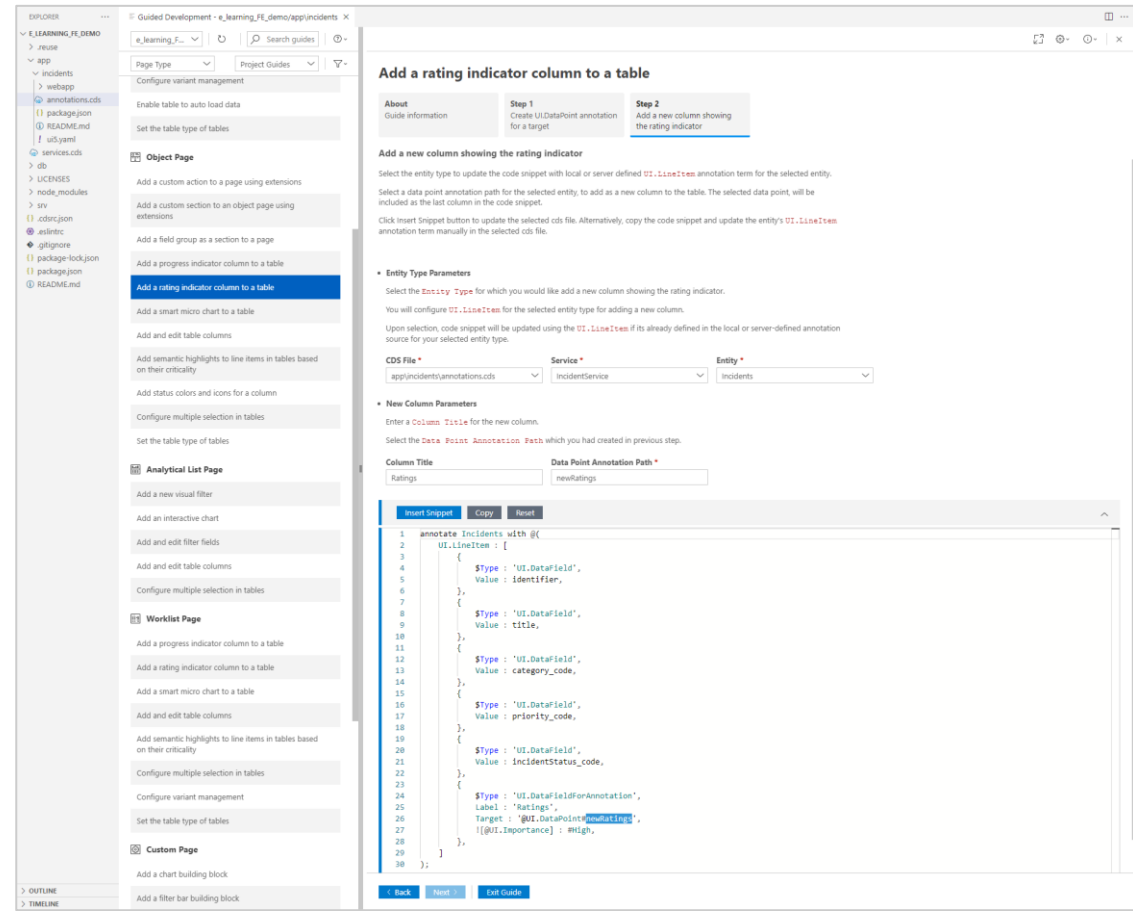
Ensures **consistent** app structure

Provides **step-by-step** development instructions

Reduces effort and skill level required for creating annotations

Improves **code consistency**

Simplifies app maintenance




Summary and where to learn more

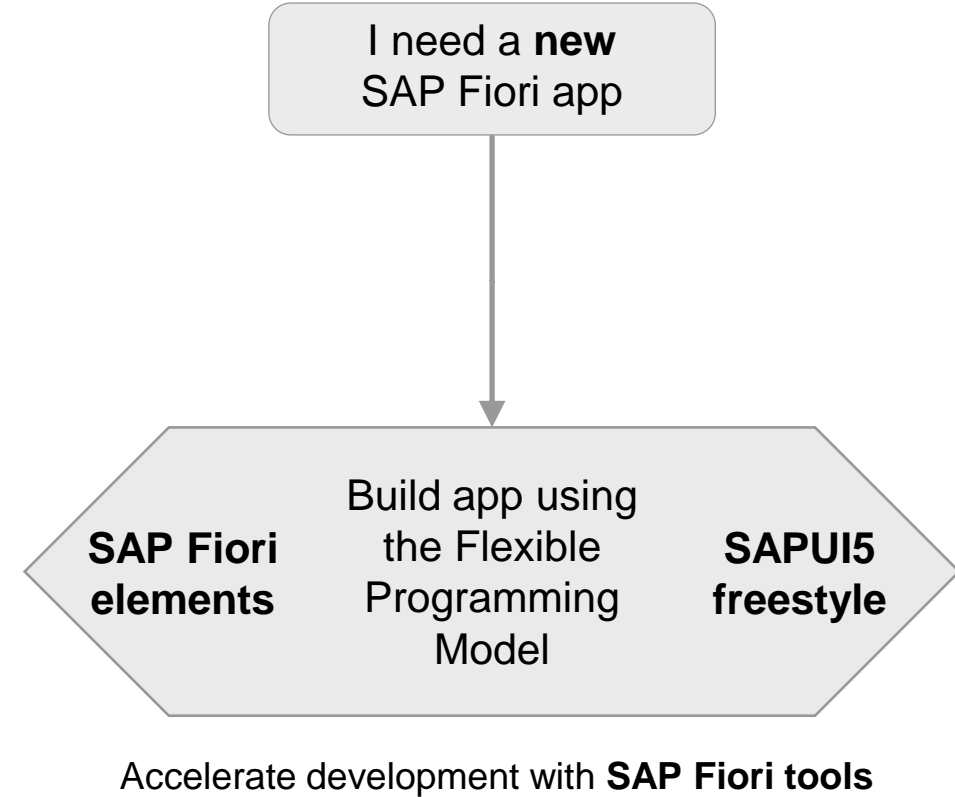
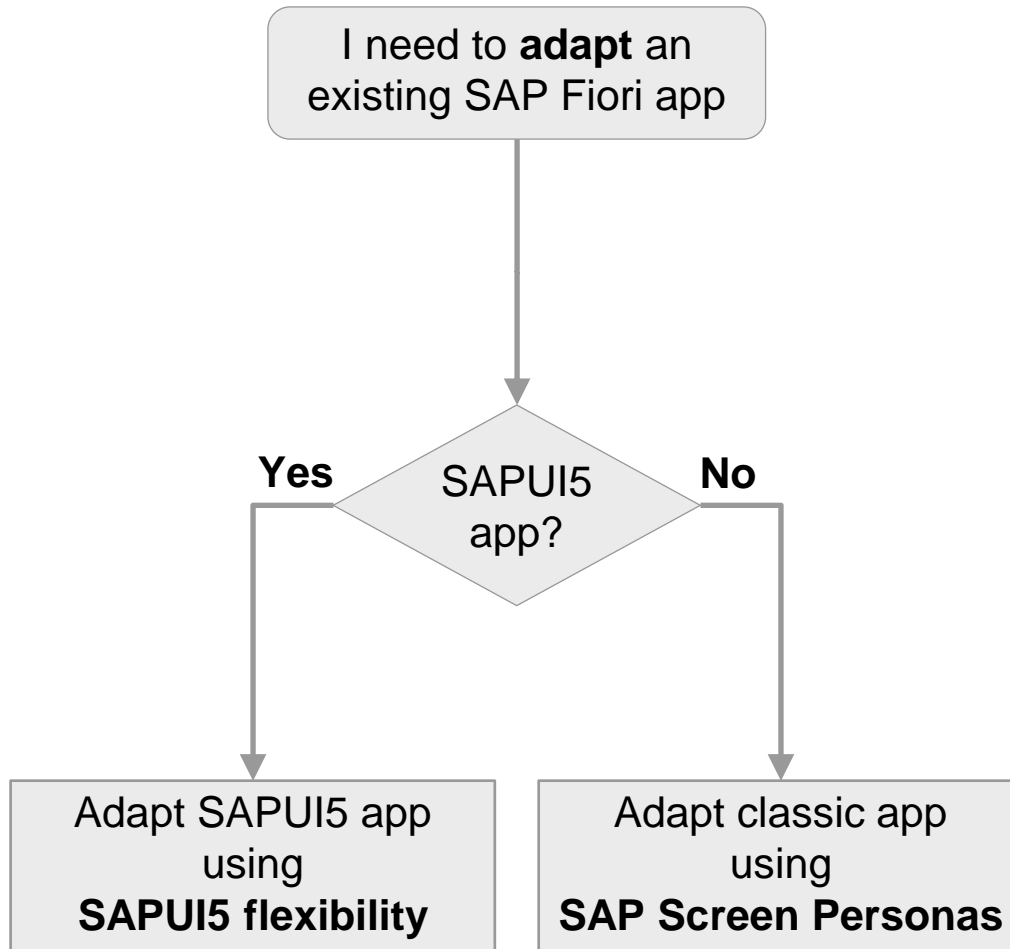



SAP Fiori brings employees a more intuitive way of working

- Provides visible changes in the screens, but also **streamlines interactions** in business processes and **enables collaboration**
- Integrates **intelligence** and will add more over time: example today is Situations where urgent tasks are brought to the user
- Offers several paths forward – most important thing is to **take action today** towards a better UX



Choose the path to the SAP Fiori user experience based on your needs



Learn more about today's topics

Horizon theme

<https://blogs.sap.com/2022/05/24/sap-fiori-evolution-horizon-now-generally-available-in-ui-technologies-and-some-products/>

My Home

<https://blogs.sap.com/2022/08/11/new-my-home-in-sap-s-4hana-cloud-2208-overview-and-outlook/>

SAP Mobile Start

<https://community.sap.com/topics/mobile-experience/start>

Share to Microsoft Teams

<https://www.sap.com/documents/2022/05/d65c1b6e-297e-0010-bca6-c68f7e60039b.html>

Adapt UI for classic applications

<https://blogs.sap.com/2022/01/27/sap-s-4hana-cloud-2202-includes-screen-personas-to-provide-screen-adaptation-capabilities/>

Build your own SAP Fiori apps


www.sapfiorielements.com and www.sapfioritools.com

Join the SAP UX community

ASUG

- UX Task Force (Think Tank); email Amanda McGathey Amanda.McGathey@asug.com
- UX Influence Council; email Amanda McGathey Amanda.McGathey@asug.com


SAP

- SAP Fiori elements roundtable
<https://blogs.sap.com/2021/07/31/peer-to-peer-learning-at-the-sap-fiori-elements-and-sap-fiori-tools-roundtable/>
- SAP Screen Personas practitioner forum
<https://www.sap.com/cmp/nl/sap-screen-personas-practitioner-forum/index.html>
- Subscribe to the SAP Fiori development newsletter  <https://www.sap.com/cmp/nl/sap-fiori-development-newsletter/index.html>



TechEd has several sessions on user experience and app development

<https://blogs.sap.com/2022/09/27/user-experience-and-application-development-sessions-at-sap-teched-2022/>



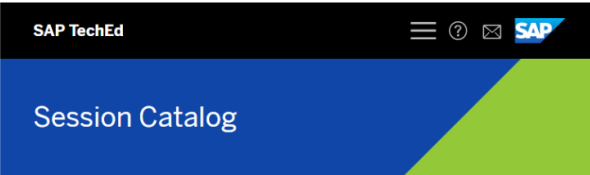
Peter Spielvogel
September 27, 2022 | 8 minute read

[Follow](#)
[Like](#)
[RSS Feed](#)

User experience and application development sessions at SAP TechEd 2022

0 9 375 Edit

SAP TechEd continues to evolve. This year, we are moving to a hybrid format with most sessions online, but a few hands-on sessions being offered in-person in Las Vegas. Since SAP TechEd is focused on developers, we have many sessions on application development and new ways to make the process easier for both professional developers as well as people who create apps but not as their full-time profession. User experience (UX) remains a hot topic as every developer wants to create apps that are easy to learn that people will use and love. In this blog, I'll list some sessions about UX and app development that are especially interesting to me.



Session Catalog

One of the TechEd highlights is always the hands-on sessions. This year, we have some new scenarios that exercise innovations we have released during the year. They highlight recommended practices for application development using our latest tools. If you are interested in the topic, I recommend you click the link to see what time the session is running in your time zone.

	Virtual Hands-on Workshops	
	Check the session catalog for the time in your location	
Session ID	Title and Abstract	Speaker(s)
DT181 (virtual)	Boost Your Productivity In Developing SAP Fiori Apps With SAP Fiori Tools SAP Fiori tools make it faster and easier to create SAP Fiori apps. Get hands-on experience on great efficiency features, such as the page editor to add	Christian Kolbowski, Marcel Waechter, Nicolas Lunet,

Assigned Tags

- SAP Fiori Elements
- SAP Business Application Studio
- SAP Fiori tools
- SAP S/4HANA
- SAP S/4HANA Cloud
- SAP Screen Personas
- SAPUI5

[View more...](#)

Similar Blog Posts

- [Getting Started with the ABAP RESTful Application Programming Model \(RAP\)](#)
By Carine Tchoutous Djomo Oct 25, 2019
- [User Experience \(UX\) sessions at SAP TechEd 2021](#)
By Peter Spielvogel Sep 13, 2021
- [User Experience \(UX\) sessions at SAP TechEd 2020](#)
By Peter Spielvogel Nov 05, 2020

Related Questions

- [What's the best strategy for choosing, converting & combining Fiori Elements & Freestyle?](#)
By Adam Harkus Mar 14, 2022
- [ABAP RESTful programming copy action](#)
By Aman Garg Dec 18, 2021
- [What to do on 1st and 2nd of June? Join reCAP 2021!](#)
By Sebastian Schmidt May 30, 2022

Thank you.

Contact information:

Peter Spielvogel peter.spielvogel@sap.com

Follow us



www.sap.com/contactsap

© 2022 SAP SE or an SAP affiliate company. All rights reserved.

No part of this publication may be reproduced or transmitted in any form or for any purpose without the express permission of SAP SE or an SAP affiliate company.

The information contained herein may be changed without prior notice. Some software products marketed by SAP SE and its distributors contain proprietary software components of other software vendors. National product specifications may vary.

These materials are provided by SAP SE or an SAP affiliate company for informational purposes only, without representation or warranty of any kind, and SAP or its affiliated companies shall not be liable for errors or omissions with respect to the materials. The only warranties for SAP or SAP affiliate company products and services are those that are set forth in the express warranty statements accompanying such products and services, if any. Nothing herein should be construed as constituting an additional warranty.

In particular, SAP SE or its affiliated companies have no obligation to pursue any course of business outlined in this document or any related presentation, or to develop or release any functionality mentioned therein. This document, or any related presentation, and SAP SE's or its affiliated companies' strategy and possible future developments, products, and/or platforms, directions, and functionality are all subject to change and may be changed by SAP SE or its affiliated companies at any time for any reason without notice. The information in this document is not a commitment, promise, or legal obligation to deliver any material, code, or functionality. All forward-looking statements are subject to various risks and uncertainties that could cause actual results to differ materially from expectations. Readers are cautioned not to place undue reliance on these forward-looking statements, and they should not be relied upon in making purchasing decisions.

SAP and other SAP products and services mentioned herein as well as their respective logos are trademarks or registered trademarks of SAP SE (or an SAP affiliate company) in Germany and other countries. All other product and service names mentioned are the trademarks of their respective companies.

See www.sap.com/trademark for additional trademark information and notices.