

SAP Analytics Cloud ASUG Hands on

Steve Bickerton

Glen Leslie



Evolution of Decision Making



Enterprise Reporting

Historical
Static & Linear
Top-down

IT

Curated data models and reports operationalized for the enterprise



Self-Service Analytics

Dynamic
Fast iterations
Distributed

Analyst

Data & visualization tools for self-service storytelling



Augmented Analytics

Intelligent
Automated
Predictive

Information Workers

Smart search and augmented insights for cost center managers, line managers, finance managers, category managers, branch managers, suppliers, customers

SAP Analytics Cloud (End-2-End Analytics Platform)

Planning

SAP® Analytics Cloud
One, Single



BestRun
BR Forecast | USD

\$1.4 m (+2%)
YTD R Expenses (USD)

BestRun_Plan
BR Forecast | USD

Gross Margin in Million USD	241.15	375.55	562.48
Cost of Goods Sold in Million USD	172.97	265.85	361.20
Net Revenue in Million USD	424.13	641.40	923.67

COGS Product Design in Million USD	10.09	14.63	18.50
COGS Product Packaging in Million USD	15.05	21.96	29.27
COGS Shipping and Ha... in Million USD	5.42	7.85	9.91

Racing Revenue in Million USD	122.37	194.16	308.36
Cruise Revenue in Million USD	60.82	99.02	144.23
Youth Revenue in Million USD	27.47	47.34	100.69
Mountain Revenue in Million USD	98.99	154.91	328.26

Business Intelligence

Net Revenue by Product
in Million USD, %



Gross Margin per Profit Center
in Million USD



The Net Revenue for Mountain+BR Budget is the top contributor, 53% above the average. [View more...](#)

Planning

Predictive



SAP & 3rd Party Cloud Data Sources and Applications

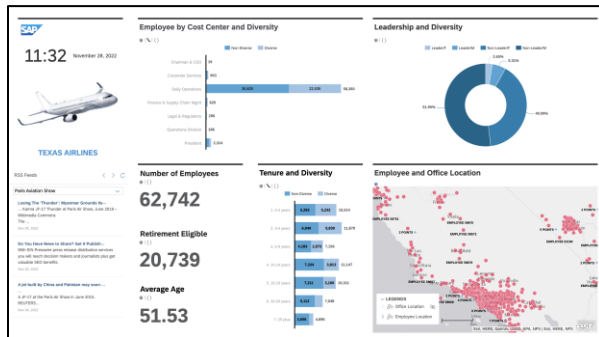


SAP & 3rd party Data Sources and Applications

SAP Analytics Cloud: What's included in the BI / Predictive License

- Ability to create reports, stories and applications in any of the following tools:

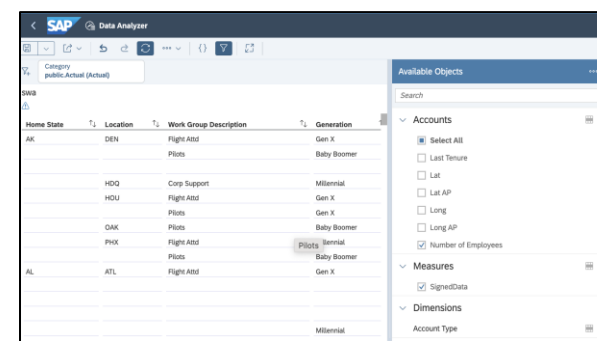
Stories *



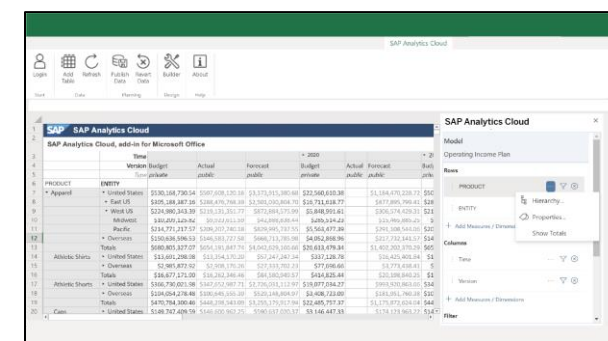
Analytical Applications *



Data Analyzer *



Excel Add-in / AFO



- Targeted to end user / analyst.
- Drag and drop easy to use interface.
- Interoperable with Analytical Applications as of Q1, 2023.
- Browser and mobile interface

- Targeted to developer who wants to leverage scripting and APIs.
- Supports custom visualizations, and, planning workflows (if required).
- Browser and mobile interface

- Data Analyzer helps with ad-hoc analyses based on SAP Analytics Cloud models, SAP BW queries and SAP HANA live views
- Allows us to save our drill-down data state and analysis as an insight.

- Targeted to end user “sheet head” or financial user.
- Available in 2 flavors depending on usage of Excel 365. New “Get Data” feature supports excel calculations

* Interoperable in unified viewer

SAP Analytics Cloud *just ask* Natural Language Query



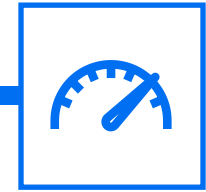
Self-service
analytics
for business users



Asking questions in **natural language**, no need to learn any syntax



Easier to get answers,
leads users to **better decisions**



Increased the **discoverability**
of data

SAP Analytics Cloud *just ask* – Demo

The screenshot displays the SAP Analytics Cloud 'just ask' interface. At the top, the SAP logo and 'Home' are visible. The main header features the 'just ask' logo and a search bar containing 'Eyewear_data (1)' and the prompt 'Search in the model Eyewear_data'. Below the search bar, a horizontal menu lists various data categories: revenue, gross margin, long-term debt, product defects, employee equipment, quantity, marketing expense, freight expense, sales expense, headcount, amount (eur), gross profit, amount, income statement, and gross sales. The central content area is titled 'What do you want to know?' and includes a lightbulb icon representing a search or recommendation. Below this, a message reads: 'Hi Sales team, you can search only daily and weekly sales figures'. An 'Edit description' link is provided. A section titled 'Recommendations to start your search' lists three items: 'ProfitAndLoss', 'BestRun.Juice', and 'SalesDemo'. An 'Add section' button is located at the bottom of the recommendations list.

Enterprise Reporting

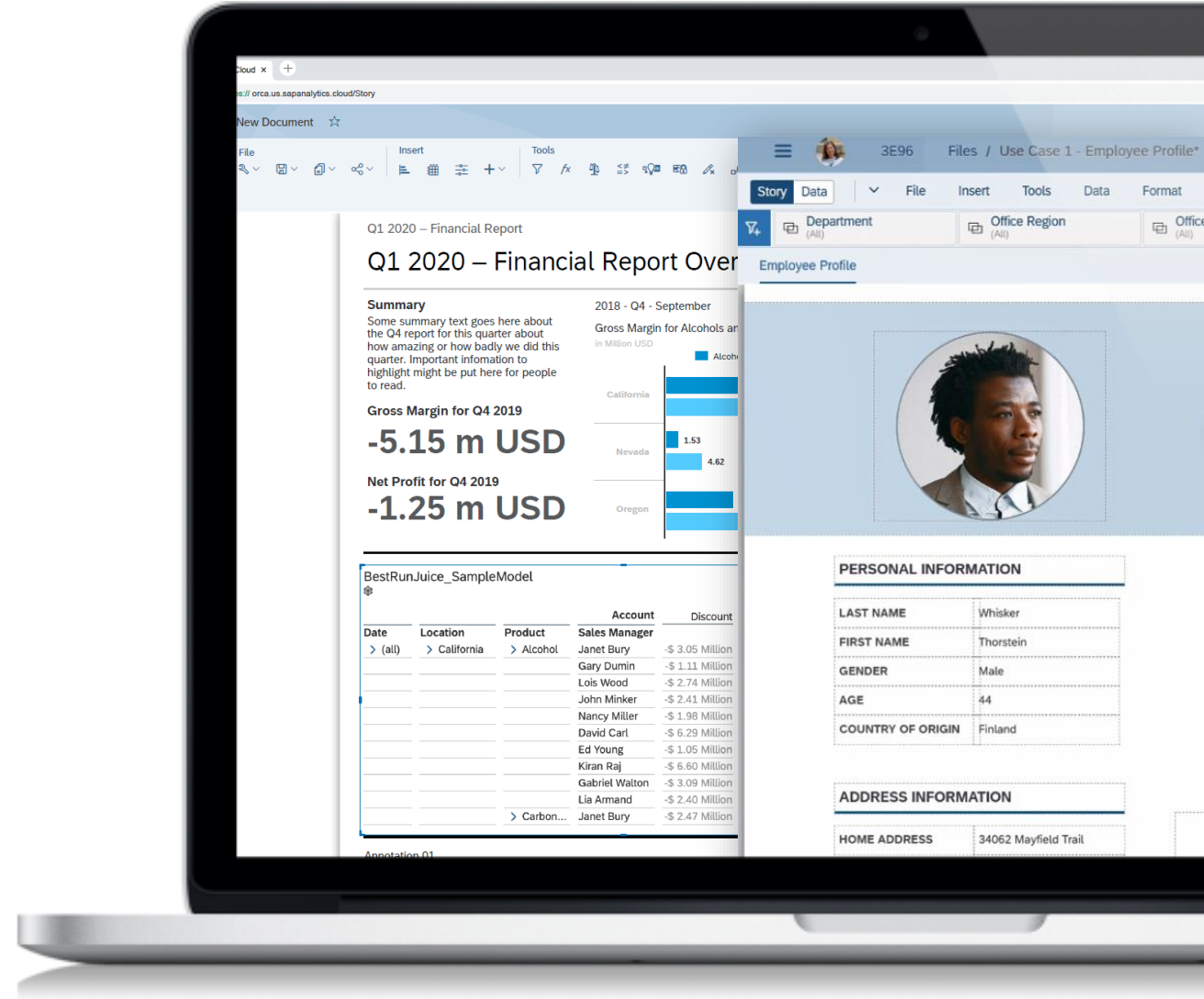
Design reports and distribute to the workforce on-demand or scheduled

Report Formatting

- Multi-page reports
- Report sections, headers and footers
- Paginated export to pdf and pptx

Report Delivery

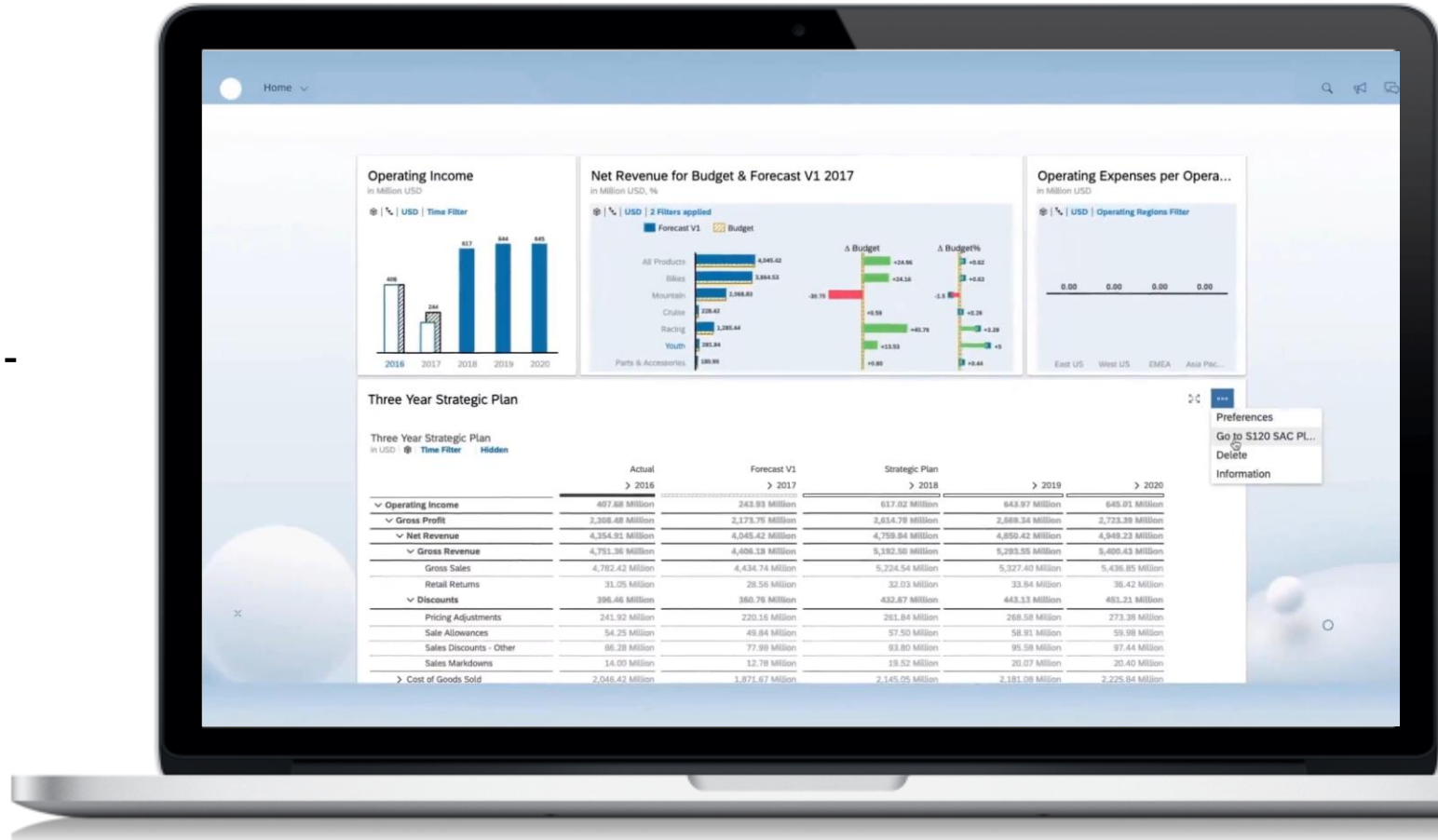
- Schedule and distribute reports to SAP Analytics Cloud and non-SAP Analytics Cloud recipients
- Burst personalized content to SAP Analytics Cloud recipients based on recipient authorization



What-If Analysis

Simulate “what-if” scenarios to test possible outcomes

- Perform what-if visually with value driver trees and tables
- Perform top-down bottom and bottom-up simulations
- Answer questions like:
 - What if you increase discount by 20%?
 - What if you hire more staff?
 - What if costs of goods increased??

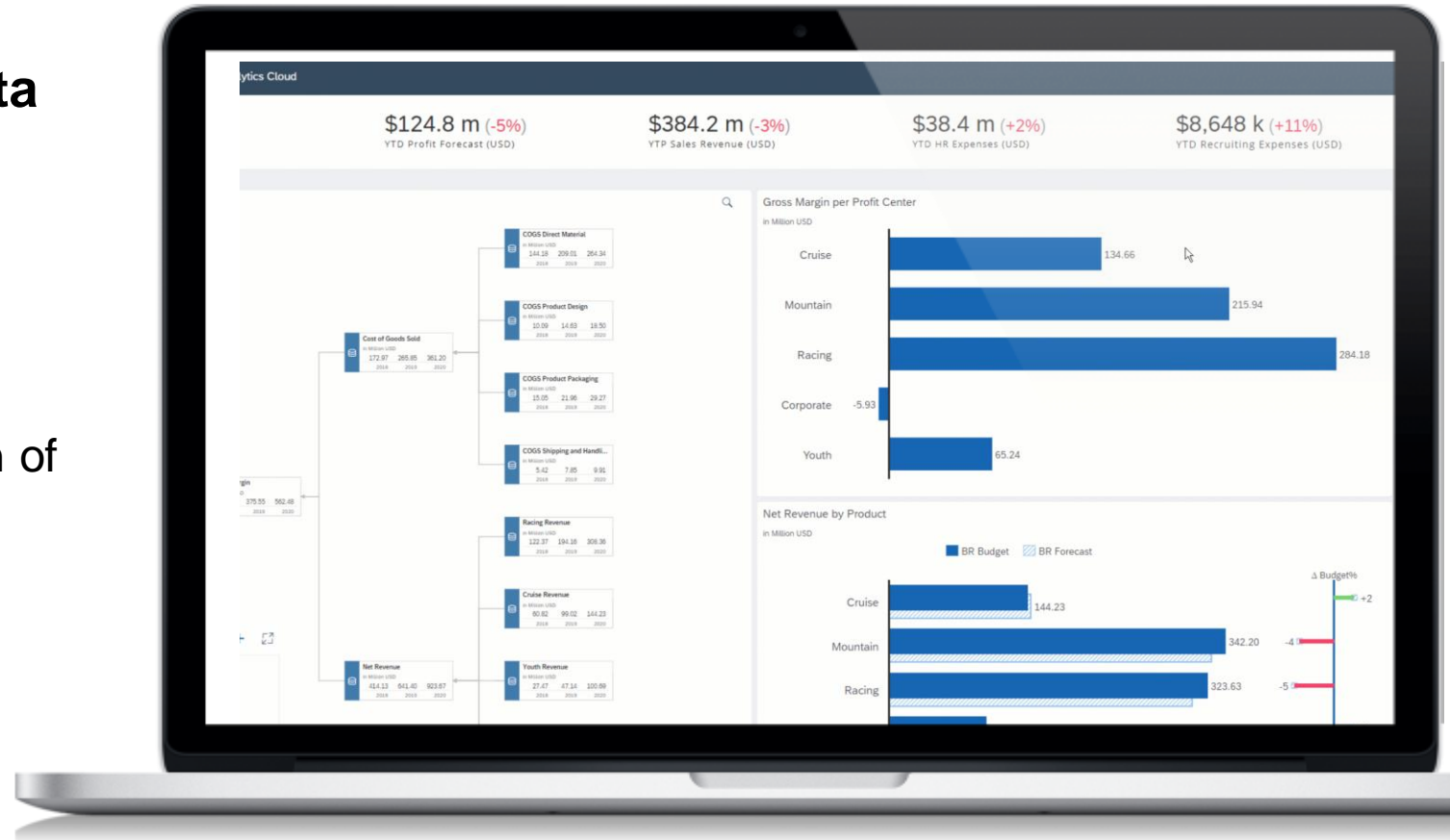


Smart Insights

Insight in one click from dimension members contributing most to a data point or to its variance

Tailored for BI Consumers

- Beyond filter & drill, open up exploration of underlying model
- Natural language that explains top contributors



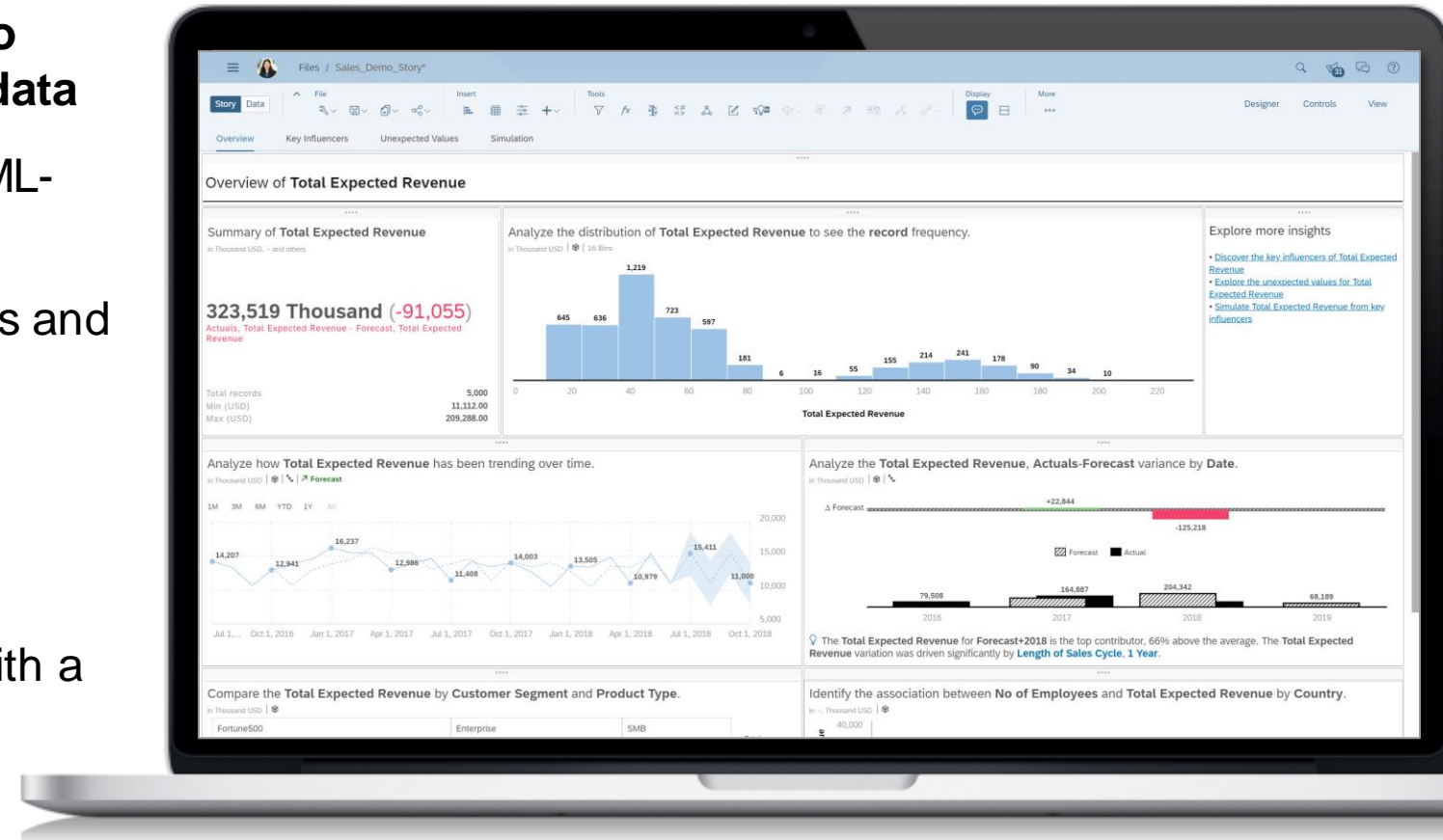
Smart Discovery

Leverage automated machine learning to discover patterns and relations in your data

- Auto-generates a dashboard filled with ML-driven insights
- Uncovers trends, key influencers, outliers and data distribution

Great for open ended exploration

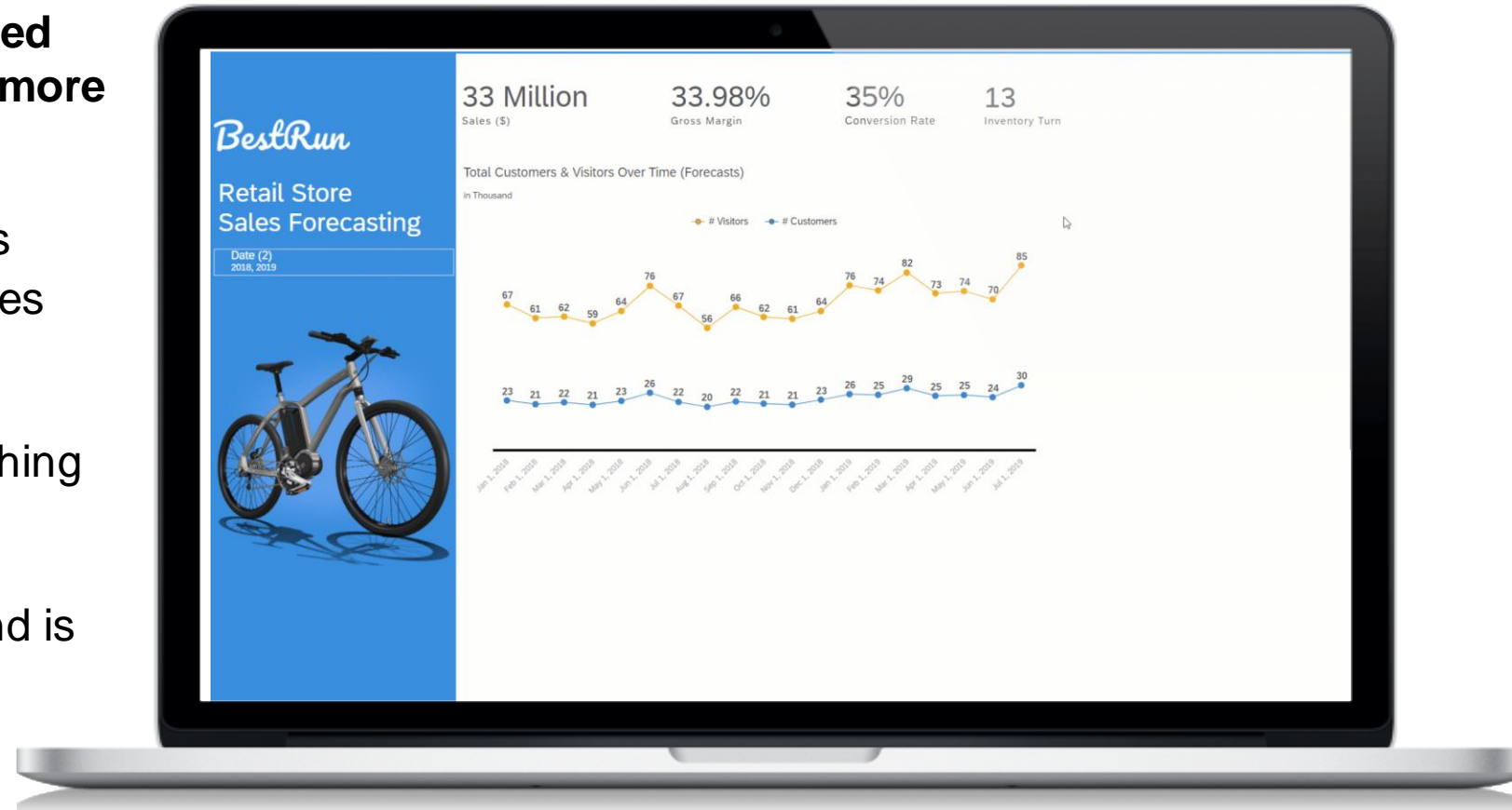
- Augments traditional data exploration, with a 360 degree analysis of your data



Time Series Forecasting

Predict future values of a series based on historical data to help you make more confident decisions

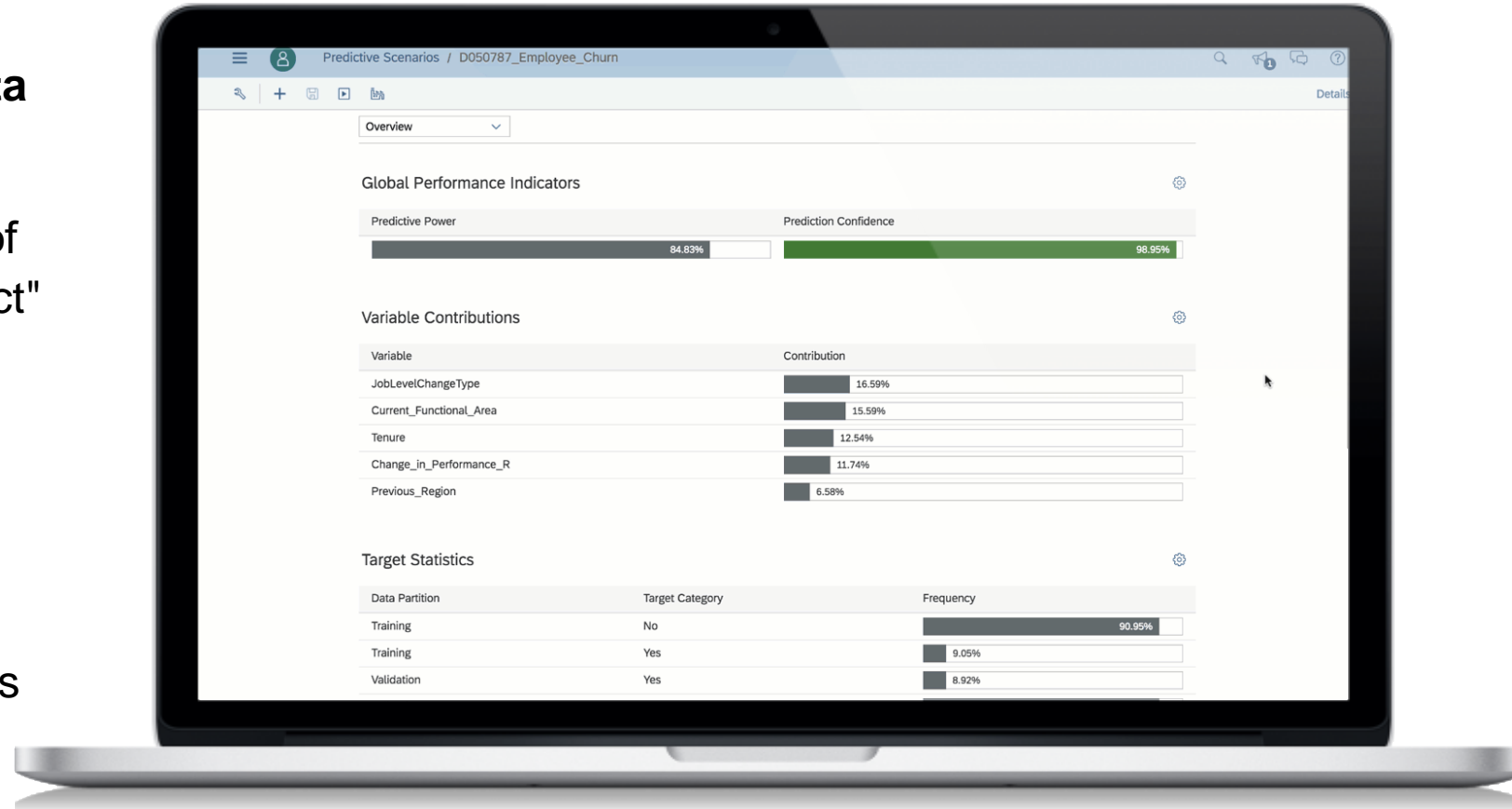
- Automatic forecasting on time series charts, line charts and planning tables
- Apply advanced options like linear regression, triple exponential smoothing and include additional inputs
- Forecast quality based on MAPE and is displayed as 0-5 rating



Smart Predict

Build trusted and actionable predictions without the help of a data scientist

- Classification: "Create a sorted list of prospects to focus on for this product"
- Regression: "Give me revenue estimates for each customer for the next 6 months"
- Time Series: "Forecast revenue for each product and each point of sales daily for the next 30 days"



How SAC is different: Best Practice Content for S/4 provided

Prebuilt content to improve customer ROI and lower TCO

- S/4HANA best practice content is focused on providing a faster time to value and reducing customers cost of operations by using standardized processes.
- There are 25 pieces of SAC best practice content released for S/4HANA. Includes :
 - Financial Analytics dashboard for SAP Analytics Cloud
 - SAP Sales Planning for SAP S/4HANA
 - SAP S/4HANA Receivable Management Content with SAP Analytics Cloud
 - SAP S/4HANA Treasury Management Content with SAP Analytics Cloud
 - SAP Liquidity Planning for SAP S/4HANA
 - SAP S/4HANA Sales content with SAP Analytics Cloud
 - SAP Workforce Planning for SAP S/4HANA
 - SAP Financial Planning and Analytics for SAP S/4HANA
 - SAP S/4HANA Procurement content with SAP Analytics Cloud
 - SAP S/4HANA Financial Consolidation content with SAP Analytics Cloud
 - SAP Project Planning & Budgeting for S/4HANA
 - SAP S/4HANA Cloud Professional Services content with SAP Analytics
 - Predictive Analytics in SAP Analytics Cloud with SAP S/4HANA
 - Integration scenarios (S/4, BW4 etc.)

All Best Practice content can be found here:

https://support.sap.com/content/dam/SAAP/Sol_Pack/BP_S4H_ANA/BP_S4H_ANA_S4CLD2011_19_Content_Library_EN_XX.htm

SAP Analytics Cloud Training & Self Study Options

Free OPEN SAP Classes (MOOC platform)

1. [Intelligent Decisions with SAP Analytics Cloud](#): Join this free online course to learn how to make intelligent decisions with SAP Analytics Cloud. The course will include business intelligence, augmented analytics capabilities, and financial planning.
2. [SAP Analytics Cloud – Authentication and Data Connectivity](#): Join this free online course about SAP Analytics Cloud, and learn about data sources and connectivity, as well as authentication options, for both on-premise and cloud systems
3. [Planning with SAP Analytics Cloud](#): Topics will include advanced planning, managing the planning process, predictive planning, and building custom planning applications.
4. [Planning with SAP Analytics Cloud – Advanced Topics](#): Topics will include the new modeling environment, expert use-cases for data actions and advanced formulas, management and orchestration of planning processes, as well as building and analyzing custom planning applications.
5. [SAP Analytics Cloud- Become an Augmented BI Expert](#): Topics include such as data modeling, story creation and analysis, augmented analytics, and analytic applications, and become an augmented BI expert.

Official SAP Classes (paid training)

1. [Introduction to SAP Analytics Cloud](#): This course provides an overview of SAP Analytics Cloud (SAC) with hands-on exercises. The major focus is BI functionality; how to build, navigate and explore Stories.
2. [SAP Analytics Cloud: Planning](#): This course provides an introduction to common planning activities in SAP Analytics Cloud and notes differences between planning and analytic dimensions/models.
3. [SAP Analytics Cloud: Analytics Designer](#): This course provides all the knowledge you need to create analytic applications in SAP Analytics Cloud with lots of hands-on exercises.
4. [SAP Analytics Cloud: Integrated Planning](#): Learn how to import and export data between SAP S/4HANA, SAP Integrated Business Planning and SAP Business Warehouse and SAP Analytics Cloud (SAC) using the New Model. Explain the integration with BPC Standard and BPC Embedded for BPC customers who need to use SAC in conjunction with their on-premise BPC system.

Where to find SAC information and ask SAC questions?

- SAP has a full community for SAP Analytics Cloud users [here](#). This site covers everything you need to get started including persona specific activities (admin, user, developer), as well Best Practices, What's New and Events.
- You can also ask questions on this site [here](#).

The screenshot displays the SAP Analytics Cloud community website. At the top, there is a 'Featured Content' section with three columns: 'What's New', 'Events', and 'Best Practices'. Below this is a 'Get started with SAP Analytics Cloud' section featuring a video player and a 'Welcome' message. The video player shows a thumbnail of the community site and a play button. The 'Welcome' message includes a link to 'Start Here!' for new and trial users.

Browse this topic

SAP Analytics Cloud

- Administration
- Analytic Applications and APIs
- Augmented Analytics (Smart Features)
- Data Connectivity
- Data Modeling and Wrangling
- Enterprise Planning
- Getting Started with SAP Analytics Cloud
- SAP Analytics Cloud Best Practices
- SAP Analytics Cloud FAQ
- SAP Analytics Cloud Product Updates
- SAP Analytics Cloud, add-in for Microsoft Office
- Stories, Reporting, and Data Exploration