



SAP Build  
SAP Build Apps – SAP Build Process Automation – SAP Build Work Zone

# SAP CodeJam Colorado

## October 6, 2023



SAP Community  
Anniversary

# Agenda

**1**

**SAP Build – Quick Review**

---

**2**

**SAP Build Apps**

---

**3**

**SAP Build Process Automation**

---

**4**

**SAP Build Work Zone**

---

**5**

**Demos**

# Developer Advocates – Code Jams

The screenshot shows the SAP CodeJam community group page. At the top, there is a navigation bar with the SAP logo, 'Community', and links for 'Groups', 'Events', and 'Products'. A search bar is located in the top right corner. Below the navigation bar, the breadcrumb trail reads 'SAP Community Groups > Groups > Activities > SAP CodeJam >'. The main header features a city skyline at night with the text 'SAP CodeJam'. Below this, there is a search bar with a dropdown menu set to 'This group' and a search icon. A prominent yellow banner contains the text: 'SAP Community Log-in Update. In a few months, SAP Community will switch to SAP Universal ID as the only option to login. Don't wait, create your SAP Universal ID now! If you have multiple S- or P- accounts, use the Consolidation Tool to merge your content. Get started with SAP Universal ID now!'. Below the banner, there are three content cards. The first card is titled 'Welcome to the SAP CodeJam Group!' and has 1074 views, 0 comments, and 6 likes, dated 01-12-2023. The second card is titled 'So, You Want to Host a CodeJam! Everything you need to know.' and has 2114 views, 2 comments, and 7 likes, dated 02-20-2023. The third card is titled 'SAP CodeJam 2023 Available Topics' and has 1417 views, 0 comments, and 1 like, dated 02-20-2023. At the bottom of the content area, there is a 'View all' link with a dropdown arrow.



# SAP Build

What's in it for me?





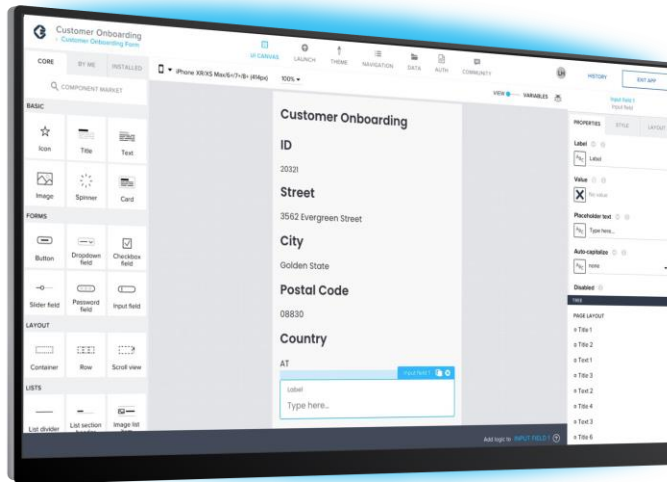
# SAP Build

Create and augment enterprise apps, automate processes, and design business sites, all visually

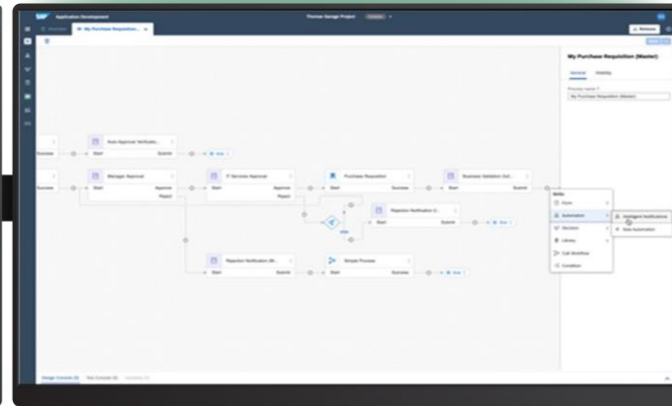
 **Compose apps**

 **Automate processes**

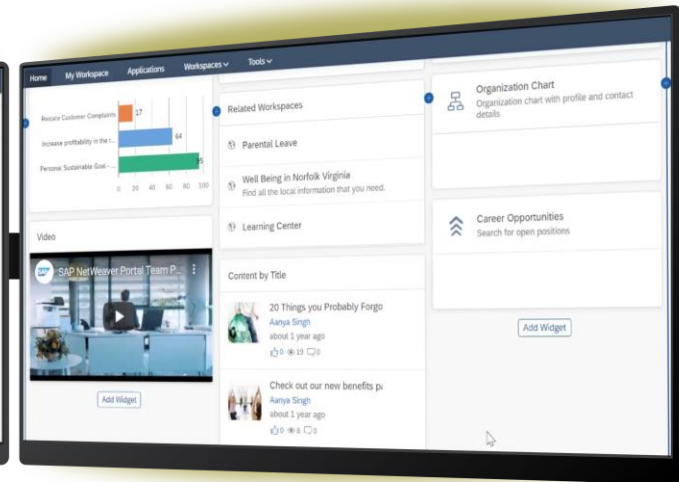
 **Design business sites**



SAP Build Apps



SAP Build Process Automation

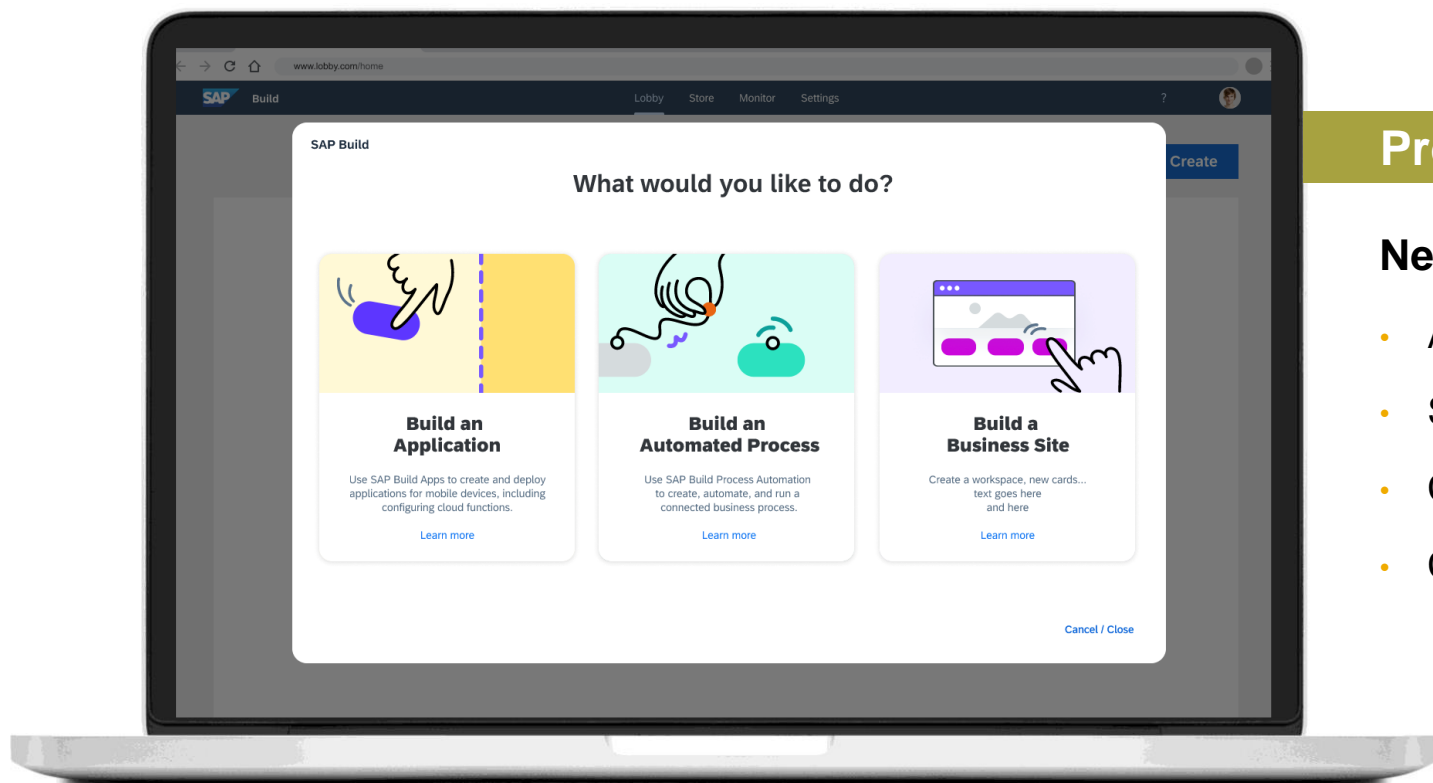


SAP Build Work Zone

**Build Visually**  
**Integrate Smoothly**  
**Collaborate Effectively**

**SAP Business Technology Platform**

# SAP Build (Lobby) Harmonizes the LCNC Developer Experience

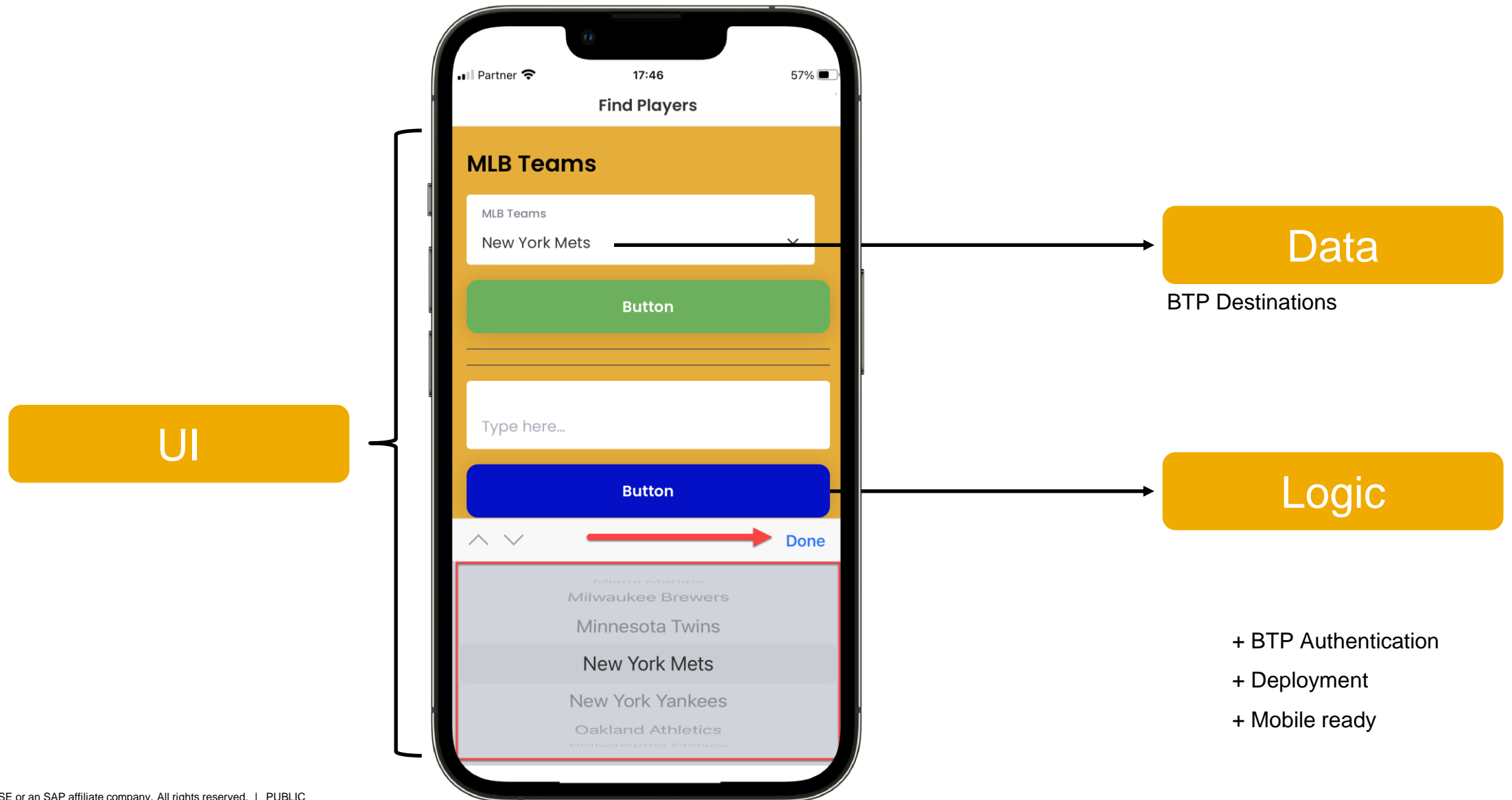


## Product Innovation

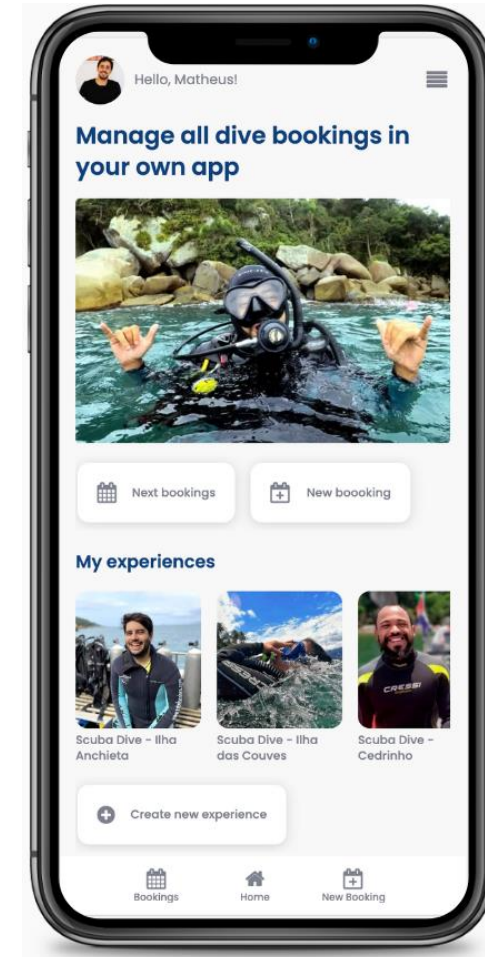
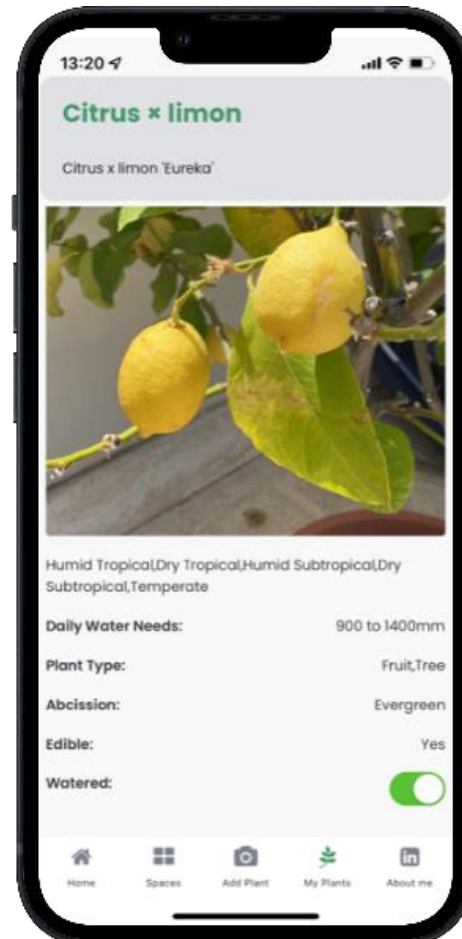
### New for TechEd

- A unified lobby for all solutions
- Share application artifacts between solutions
- Create composable apps that call each of the solutions
- Common lifecycle management & monitoring

# SAP Build Apps | Essentials



# SAP Build Apps | Possibilities

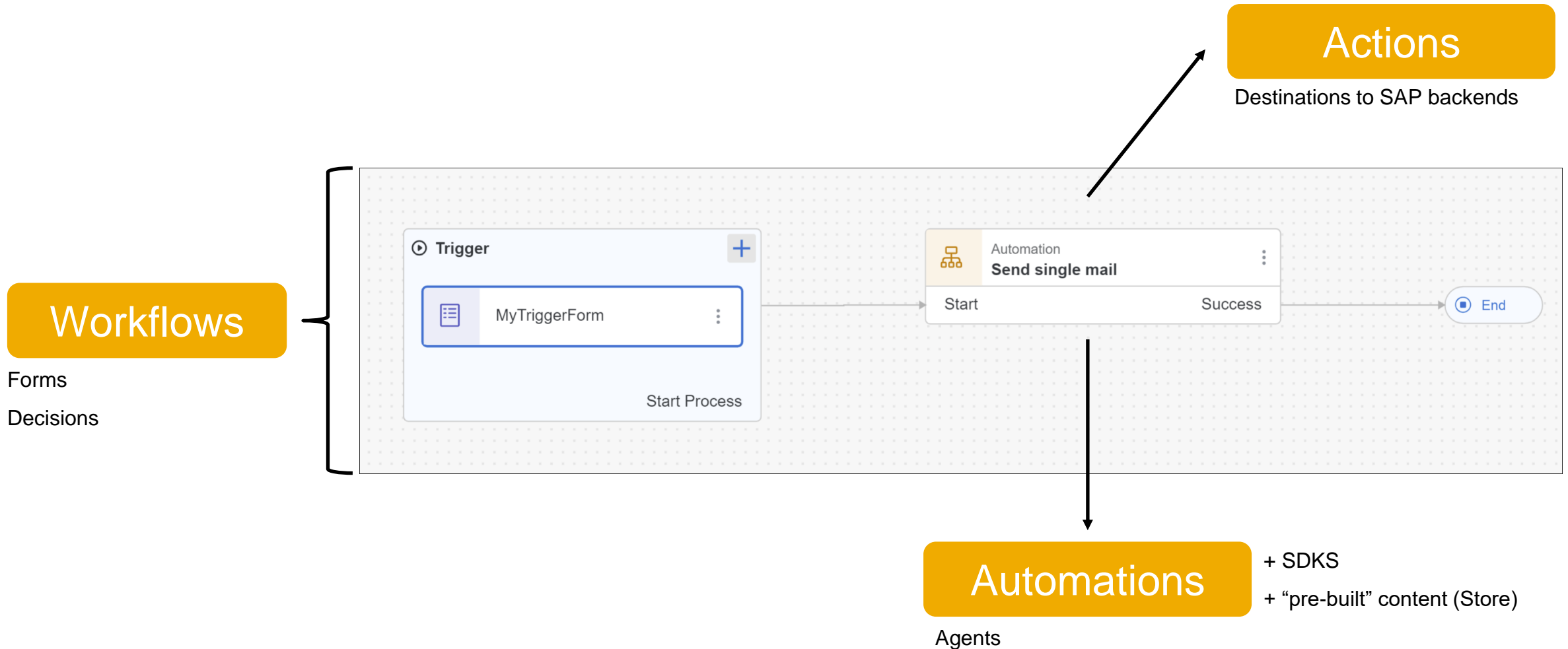


No-Code Community Challenge – winner:

<https://blogs.sap.com/2022/07/06/no-code-community-challenge-winners-announced/>



# SAP Build Process Automation | Essentials



# Examples of Process + Automations

**Mass Maintenance of Sales Quotations**

**Google Cloud Storage SDK**

**Document Information Extraction SDK**

**SAP GUI for HTML SDK**

**Purchasing Group Actions**

**Journal Entry Posting Approval**

**Automatic Creation of Sales Orders from Excel (4G5)**

Automates extraction of sales order request Excel files from email attachments and creation of sales orders in the SAP...

Publisher: SAP S/4HANA

Ready to use Template Add

SAP Build

Store / Outlook Best Practices (calendar)

## Outlook Best Practices (calendar)

Type: Process Publisher: SAP Build Process Automation  
SubType: Task Automation Catalog: Learning Content

Ready to use Template

Description Documents (1) Artifacts (14) Dependencies (3)

### Artifacts (14)

Name
Search Calendar Items
Respond to a Calendar Item
Save Attachments
Delete old Calendars
Create and Send Calendar item
Calendar Item
DownloadFolderPath

# SAP Build Work Zone | Essentials

Widgets

Quick Sites

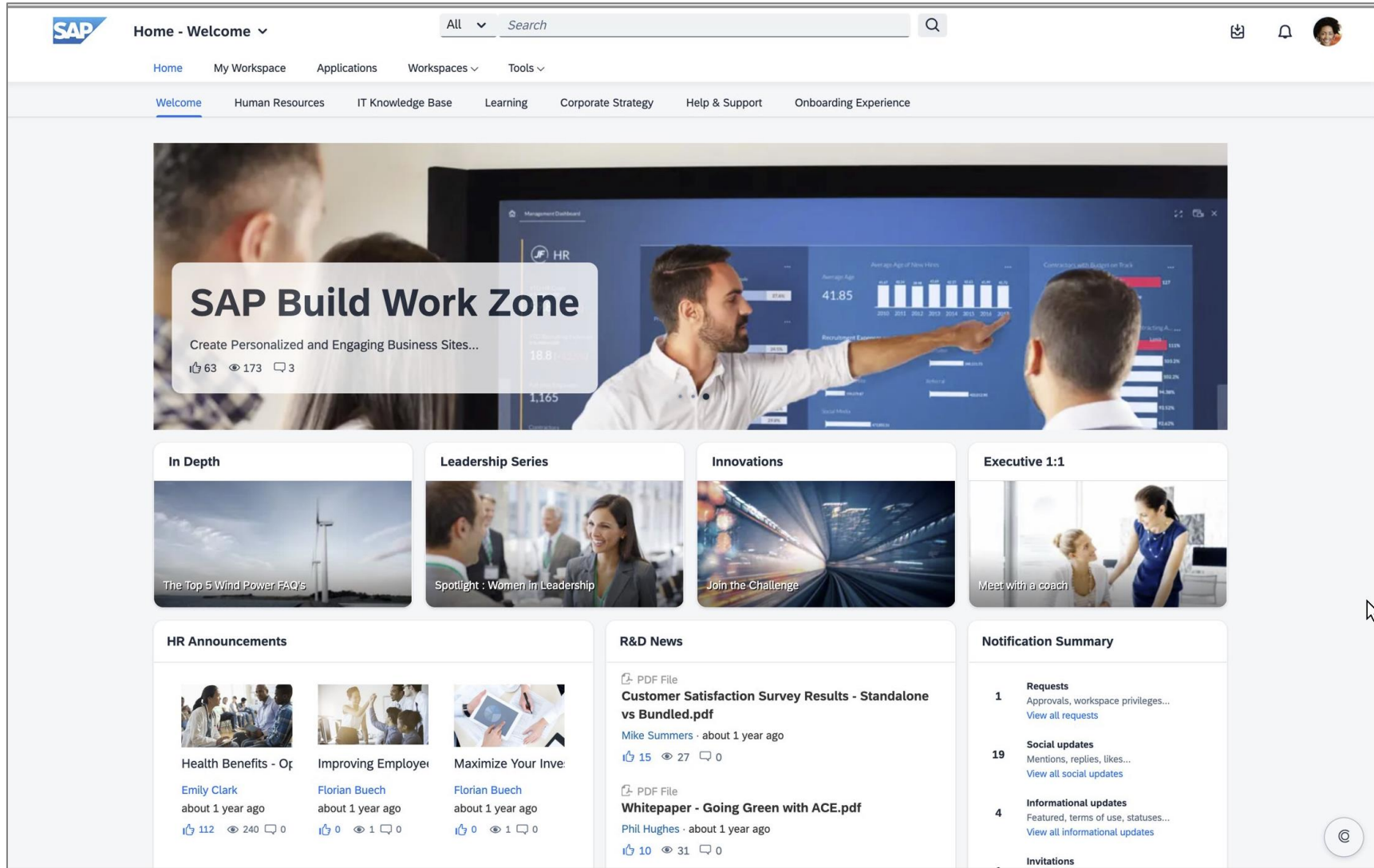
Embed Business Data

The screenshot shows the SAP My Workspace - Overview dashboard. It features a top navigation bar with the SAP logo, a search bar, and user profile information. Below the navigation bar, there are several sections: 'Favorites' (Parental Leave, Field Worker Zone, Purchase Order Analysis, Executive Dashboard, RISE Executive Dashboard, Sales Training Zone, Learning Zone, Deskless Zone, Field Manager Zone), 'Recently Visited' (Test No template), and 'New Workspace'. The main content area includes a 'My Goals' section with 3 goals, a 'Project Cloud Transformation' section with revenue data, and an 'Invoice Status' section with a donut chart. A red box highlights the 'Invoice Status' and 'Project Cloud Transformation' sections. Arrows from the 'Quick Sites' and 'Embed Business Data' callouts point to the 'SAP Applications' and 'Project Cloud Transformation' sections, respectively.

Revenue   EUR	Target	Deviation
65.34 K	100K	-34.7%

Status	Percentage
Correct	82.3%
Reversed	9.8%
Parked	7.9%

# SAP Build Work Zone | Essentials



## Widgets

- ❑ Forums
- ❑ File Repository
- ❑ Applications
- ❑ Polls
- ❑ Tasks
- ❑ Slideshows
- ❑ Knowledge Base
- ❑ Feeds
- ❑ Events
- ❑ External Content

Qualtrics Surveys  
 Web Content  
 Twitter  
 Stackoverflow  
 RSS  
 Chatbot

# Company Rollout Template

The screenshot displays the SAP Build Work Zone interface. At the top, the SAP logo is on the left, followed by 'Build Work Zone' and 'Explore'. A search bar contains 'This Workspace' and 'Search for This Workspace...'. Navigation links for 'Home', 'My Workspace', 'Workspaces', and 'Tools' are visible. A 'Join Workspace' button is in the top right. The main content area features a card for the 'SAP Build Digital Center of Excellence toolkit' by 'Builders@COMPANY', which is public and has 2 members. Below this is a navigation bar with 'Overview', 'Access & Rules', 'SAP Build Rollout at [COMPANY]', 'Use-Case Repository', 'Internal and External Events', and 'FAQ'. The main banner includes an image of a woman with a gear icon and the text 'Build it your way! Join our Citizen Developer community and start building!'. At the bottom, a 'Welcome to our Digital Center of Excellence' section is partially visible, along with a '01 scroll down' indicator and a 'How to get started' link.



# Exercises

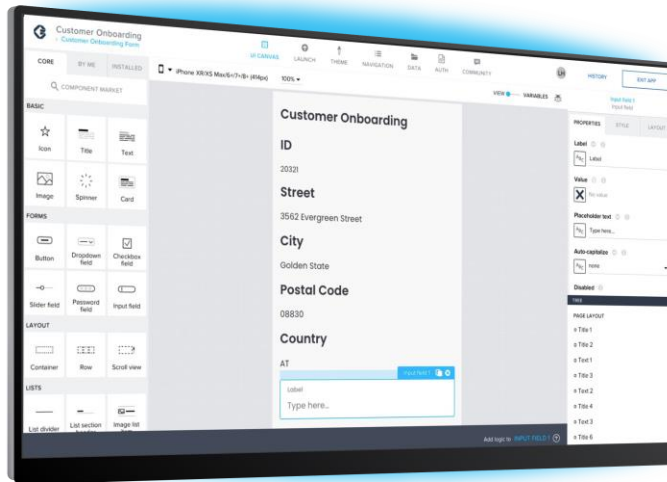
- Exercises: <https://academy-journey.cfapps.eu10.hana.ondemand.com/>
- SAP Build Lobby: <https://sap-build-academy-prod-internal.eu10.build.cloud.sap/lobby>
- Username: AC58501U01 - AC58501U75
- Password: ObemYwAvae1!



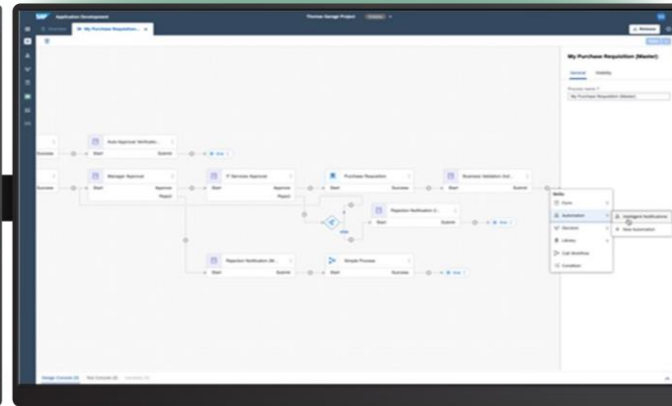
Scan QR for mobile version

# SAP Build

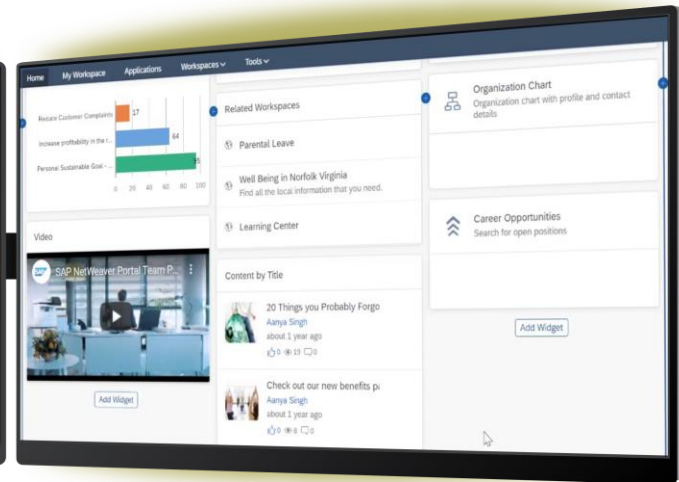
Create and augment enterprise apps, automate processes, and design business sites, all visually



SAP Build Apps



SAP Build Process Automation



SAP Build Work Zone



**Build Visually**  
**Integrate Smoothly**  
**Collaborate Effectively**



**SAP Business Technology Platform**

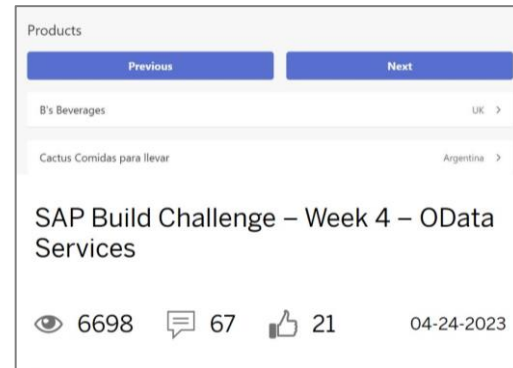


# What Now?


How to keep learning and growing




# What Now?



<https://bit.ly/devtoberfest>



## Today's workshop



## Join SAP Builder's group

<https://bit.ly/sapbuilders>



## Devtoberfest



## Learning Journeys and Tutorials

<https://learning.sap.com/>  
<https://developers.sap.com/>



# Thank you.

**Daniel Wroblewski**

Twitter: [DanWroblewski](#)

LinkedIn: [danielfromsap](#)

SAP Community: [daniel.wroblewski](#)

