




The Precisely Automate Platform

Hyperautomation for complex, data-intensive SAP® processes

Andrew Hayden | Precisely



Agenda: 2023 Automate platform

- Why Automation?
- Hyperautomation?
- Why Precisely Automate?
- Key Takeaways
- Questions

Why Automation?

Customer needs:



Be more agile



Go faster



Improve the quality and
integrity of your most
important data



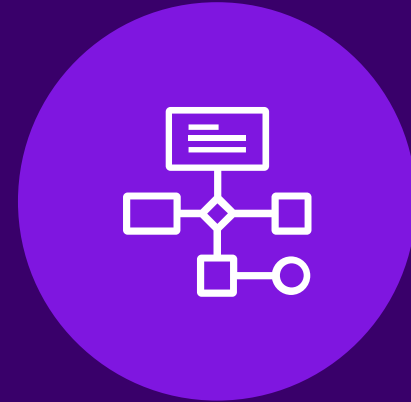
Customer wants:



Optimize staff



Reach ROI faster




Realize Digital Transformation
dream



Accelerating digital transformation

Data is the fuel for decision-making today




\$1.04 trillion spent
on Hyperautomation by
2026



80% of CEOs
accelerating digital
transformation



67% spending
more on technology
than people



45% of enterprises using
SAP are leveraging
automation

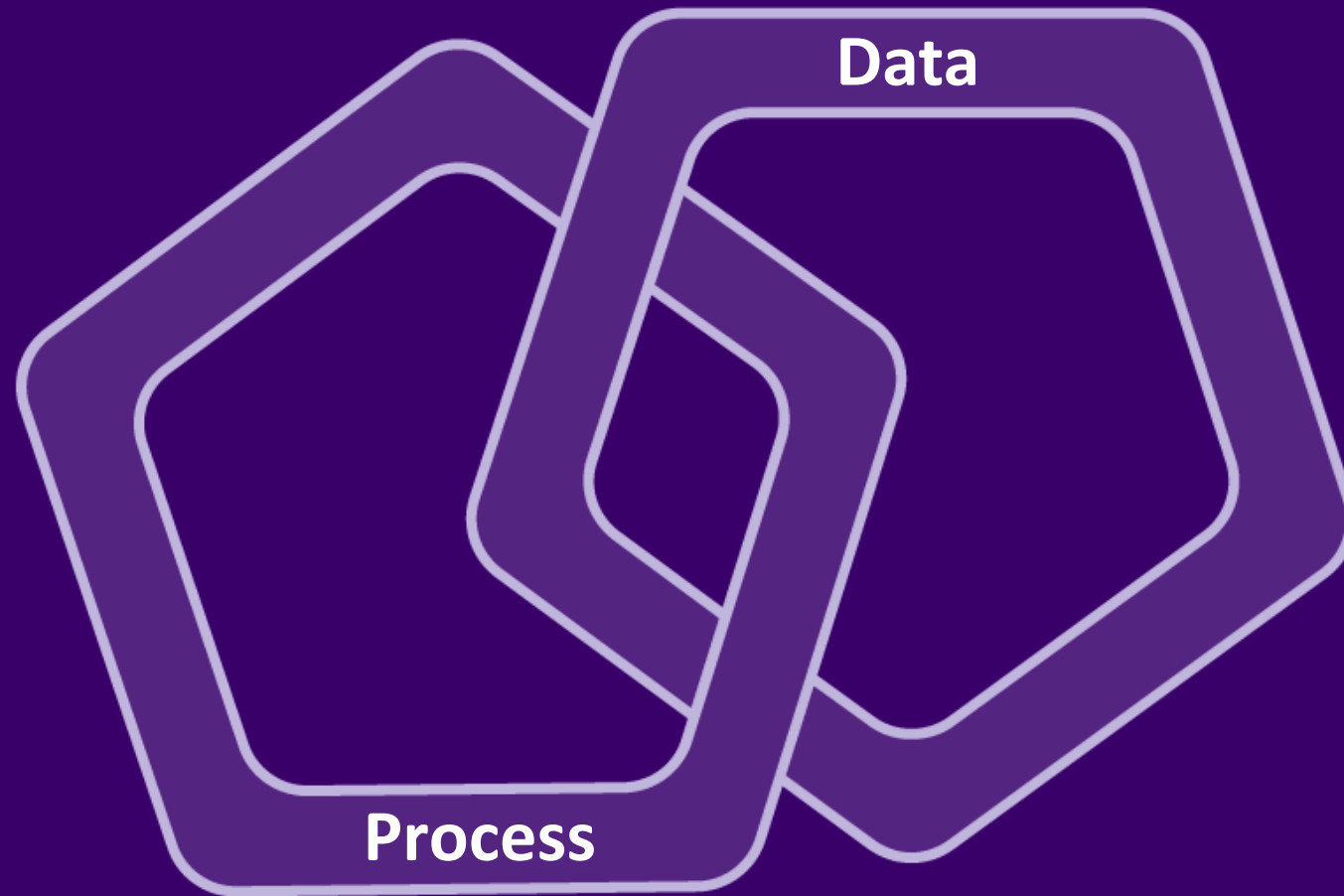
Market is growing at 12% per year



**Technology is a means to an
end: Data is the currency of
digital transformation**


- HfS Blog

Interdependence of process and data




The image features a solid purple background with several 3D-rendered geometric shapes. In the top left, there is a horizontal rectangle and a sphere. In the top right, a sphere is positioned above a vertical rectangle. In the center, a small vertical rectangle is to the left of a sphere. In the bottom left, a sphere is to the left of a square. The text 'Hyperautomation?' is written in white, sans-serif font, positioned to the left of the central sphere.

Hyperautomation?



Hyperautomation is a business-driven, disciplined approach that organizations use to rapidly identify, vet and automate as many business and IT processes as possible. It involves the orchestrated use of multiple technologies, tools or platforms

Gartner



Do not try and make one tool
answer all your organizations
automation needs.

Gartner



**We have Blue Prism and
Precisely Automate and we
choose the best tool on a
case-by-case basis.**

Robotics Program Director – Global beverage and spirits
company

The background of the slide is a solid deep purple. It features several 3D-rendered geometric shapes: a horizontal rectangular prism in the top left, a sphere to its right, a small vertical rectangular prism in the center, a sphere to its right, a sphere in the bottom left, a square in the bottom center, and a tall vertical rectangular prism on the right side. All shapes have soft shadows, giving them a three-dimensional appearance.

Why Precisely Automate?

Precisely Automate Platform

Automate Evolve

WORKFLOW-ENABLED PROCESS AUTOMATION

Automate and streamline SAP processes using workflows

- Advanced form and workflow capabilities
- Advanced data stewardship capabilities via web forms
- Data automaton and management (Excel – SAP)
- Extensive Audit and ROI reporting
- Detailed process analytics
- Process governance
- Centralized management
- Server-side file management and execution
- Attended or unattended automation
- Business-focused, low-code environment

Business users work
in Excel or web forms



Automate Studio

STANDALONE DESKTOP

Exchange data with SAP quickly and easily using Excel

- Data creation and maintenance
- Data migration
- Operational reporting
- Data stewardship

Business users work in Excel



A complete automation platform

Data Automation

Excel to SAP

Exchange data with SAP quickly and easily using Excel



Process Automation

Excel Workflow

Automate and accelerate SAP business processes through Excel file management workflows

Form & Workflow

Automate and accelerate SAP business processes with integrated forms and workflows

The Automate platform delivers: Hyperautomation



Workflow



Connectivity
(APIs)



Self-service



Data
Management



Cloud
deployment



Governance



Low-code
development



Attended &
unattended
automation

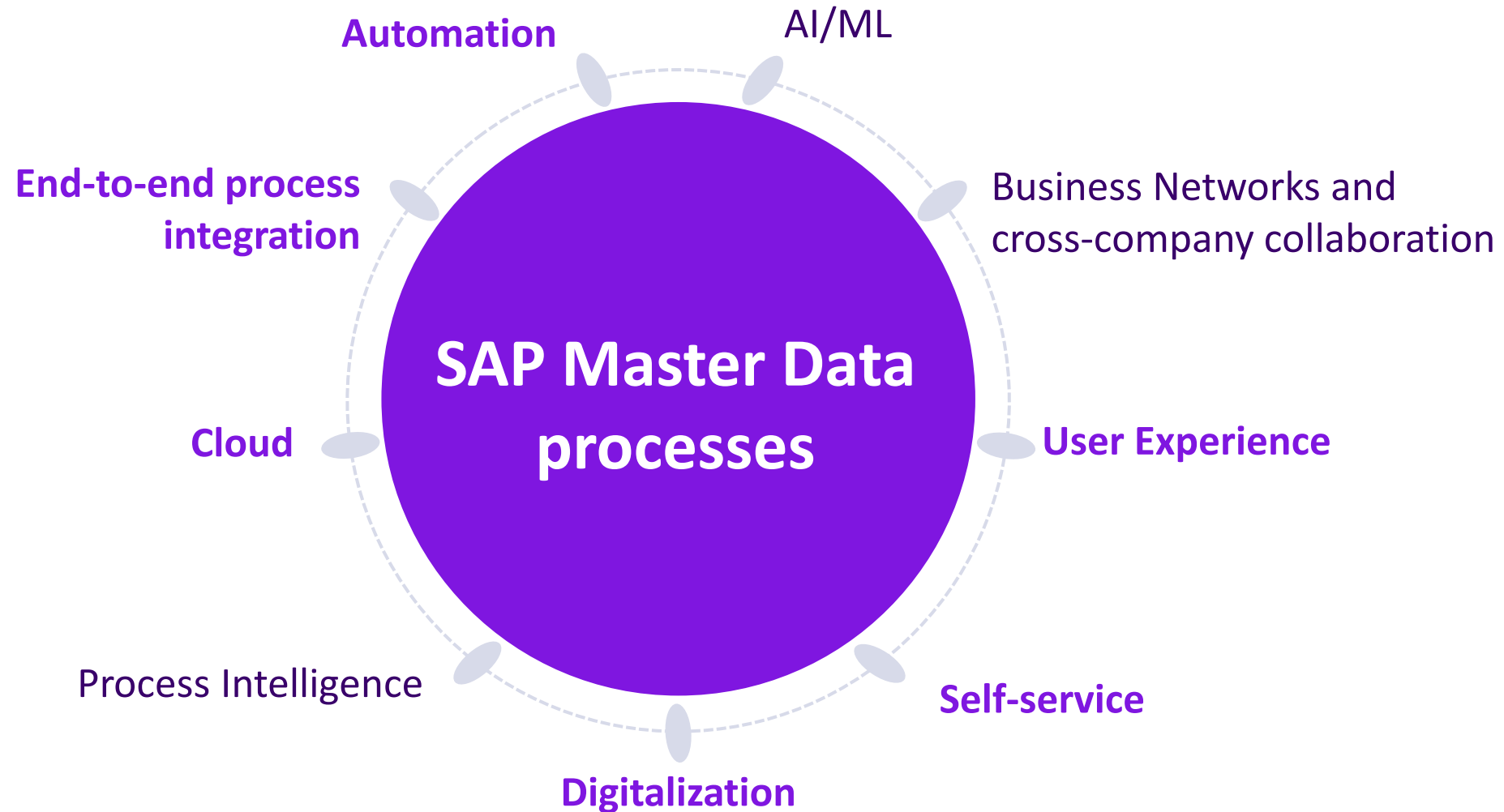


Forms



Data quality

Precisely supports the Digital Transformation journey



Automate platform: Benefits



Agility



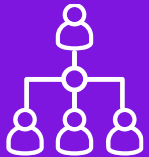
Speed



Improved data
quality



Process visibility



Business team focus



Automation
flexibility



Scalability



Proven track
record

The background is a solid deep purple. It features several 3D-rendered geometric shapes: a horizontal rectangular prism in the top left, a sphere to its right, a vertical rectangular prism in the bottom right, a sphere to its left, a horizontal rectangular prism in the bottom left, and a sphere to its right. The shapes have soft shadows, giving them a three-dimensional appearance.

Empowering business teams
to make an impact

Automate these business-critical data processes

and any business process across your SAP landscape



Materials
management &
product launches



Customer onboarding
& maintenance



Vendor onboarding &
maintenance



Finance & accounting
data and processes



Plant maintenance
assets, plans &
processes

All use cases

Standard features delivering value across the Automate platform

Eliminate

Manual data entry

- Agility and speed
- Improve team productivity

Improve

Initial data quality

- Data quality & governance
- Eliminate manual data entry errors

Citizen Development

No code/Low code platform

- Fewer IT resources needed
- Faster time to implement
- Develop closer to the process owners

Stewardship

Integrated into the platform

- Process governance
- Data validation throughout

Materials

Examples of the Automate Platform delivering customer value delivered through material master and related processes

50%-75%

Reduction in time to market

- Agility and speed
- Increases competitive advantage

90%

Reduction in cost to process materials changes

- Lower costs
- Maintain current staffing levels
- Faster ROI

90%

Time reduction in materials data collection

- Agility and Speed
- Increased competitive advantage

\$1.3 million

Savings in materials management productivity

- Measurable ROI
- Optimize process

Customer & Vendor

How the Automate Platform is helping SAP enterprises optimize customer and vendor management

97%

Reduction in time to create a customer

- Agility and speed
- Increases competitive advantage

6 Days

Eliminated from customer create process

- Speed
- Improved employee productivity

87%

Reduction in time needed to qualify vendors and materials

- Speed
- Process visibility
- Improved productivity

75%

Reduction in SAP data entry time

- Agility and speed
- Improved process efficiency

Other Use cases

Value delivered through the Automate platform across the SAP landscape

9 months

Return on investment in Automate

- Measurable ROI
- Sustainable approach to automation

1.4 Million

Pricing records changed with no additional headcount

- Agility
- Improved staff productivity

Replace paper

with online Evolve forms for processing customer refunds

- Improved customer satisfaction
- Increased process visibility
- Reduced time of refund by up to three weeks

20,000

Journal entries processed during 4-day close window

- Speed and improved data quality
- Auditability
- Team continued to work in Excel



The Future for Precisely Automate

- Ability to automate SAP Fiori processes
- Integrated/available machine learning and/or artificial intelligence
- Accelerators or SDK-like offerings for workflow solution development
- Integrated connectivity to Precisely portfolio:
 - Data quality
 - Data governance
 - Analytics
 - Data services
 - Multi-domain MDM
 - Data Integrity Suite integration
- Other future considerations

Key Takeaways

Hyperautomation success depends on adopting a best-of-breed portfolio approach

- Hyperautomation is not a single solution: “It involves the orchestrated use of multiple technologies, tools or platforms”
- Automation success depends on equal consideration of process and data
- The Precisely Automate platform has the capabilities to be the heart of a successful Hyperautomation strategy
- We have an established track record of delivering automation success for our customers
- Our focus is on complex, data-intensive, master data use cases that are centered on SAP ERP

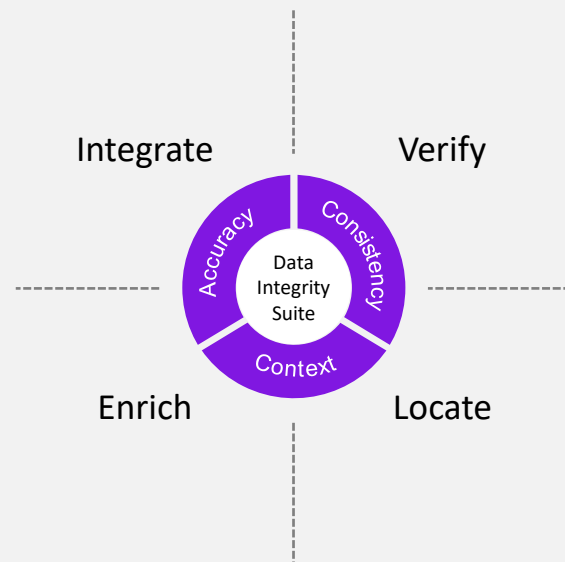
Winshuttle is now
part of Precisely,
the leader in data
integrity





The global leader in data integrity software

Our data integrity software, data enrichment products, and strategic services deliver accuracy, consistency, and context to power confident business decisions.



12,000

customers

Customers in more than
100 countries

99

of the Fortune 100

2,500

employees

Brands you trust, trust us



Data leaders partner with us



Questions?

The background is a solid deep purple. It features several 3D-rendered geometric shapes: a horizontal rectangular prism at the top left, a sphere to its right, a vertical rectangular prism on the right side, a sphere to its left, a small vertical rectangular prism in the center, a sphere to its right, a sphere at the bottom left, and a horizontal rectangular prism to its right. The text "Thank you!" is centered in the middle of the composition.

Thank you!

precisely