



Realize Your Intelligent Enterprise with **SAP Signavio**

Rob Perry - Senior Account Executive, SAP Signavio

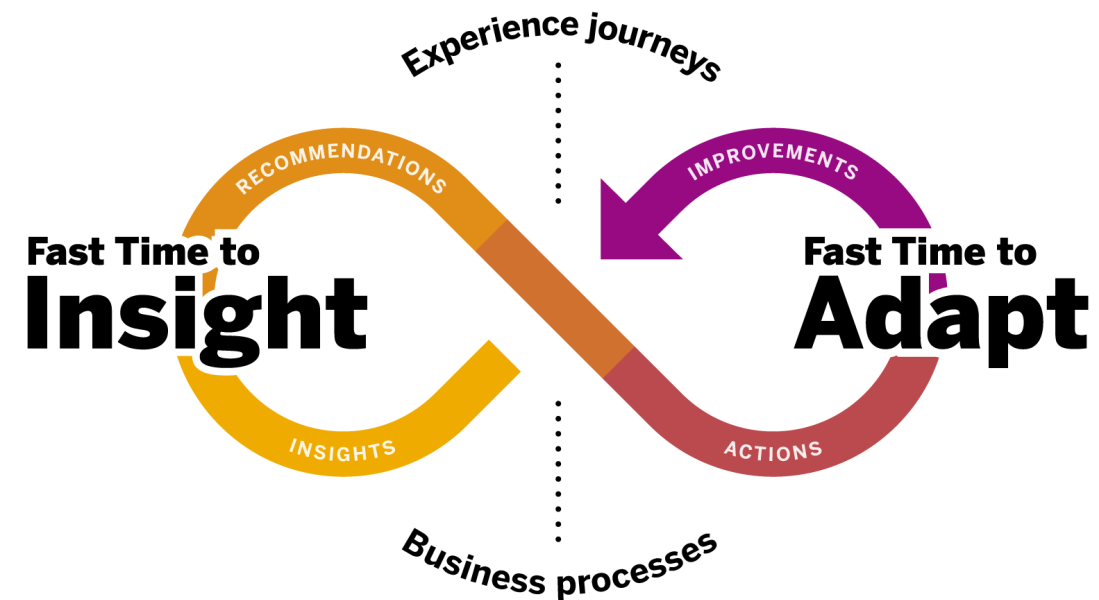
ASUG Florida, July 21 2023

PUBLIC



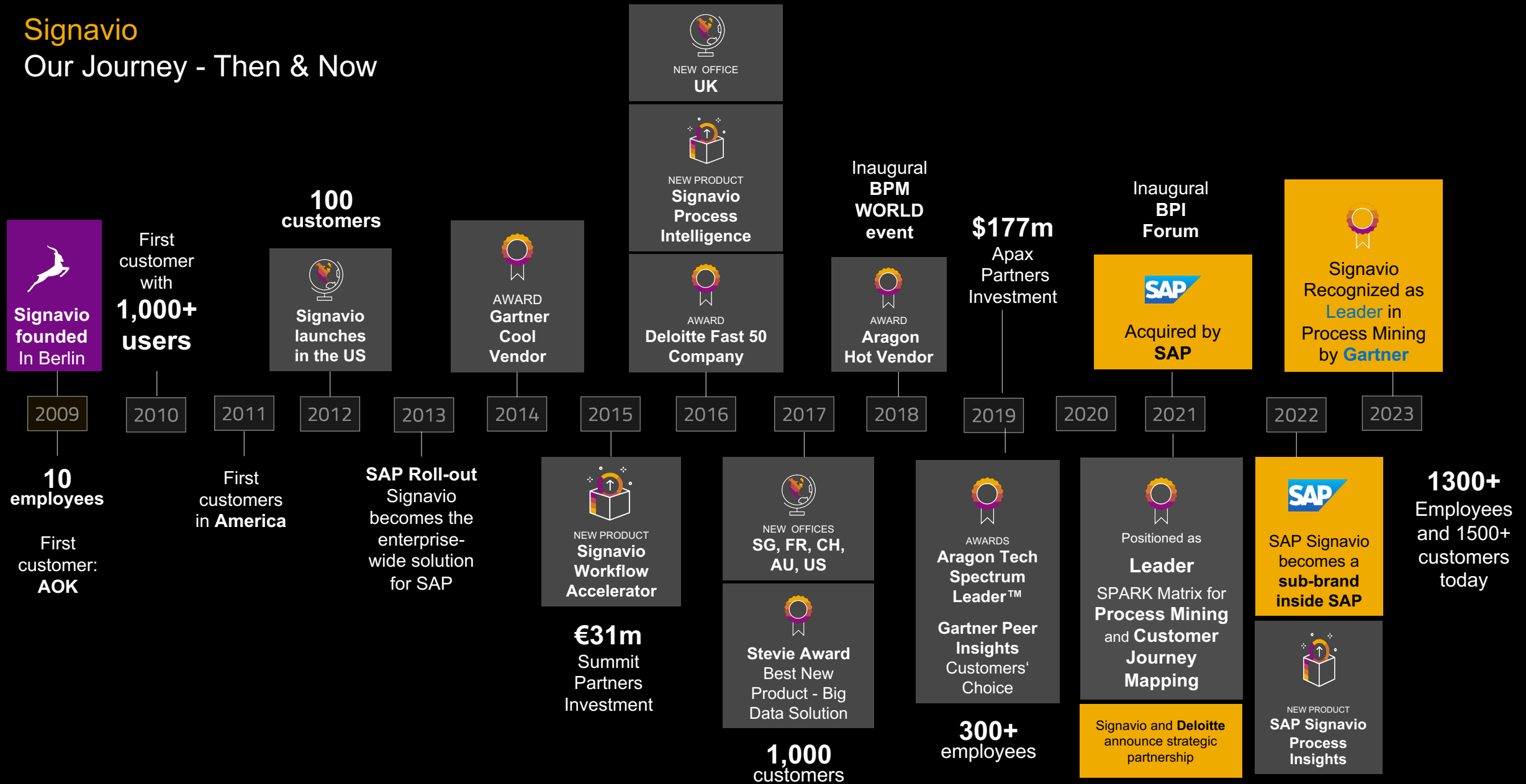
Our Agenda

- A Short Overview of Business Process Transformation
- The SAP Signavio Business Process Transformation Suite
- Value Steams enabled by SAP Signavio
- Final Thoughts



Signavio

Our Journey - Then & Now



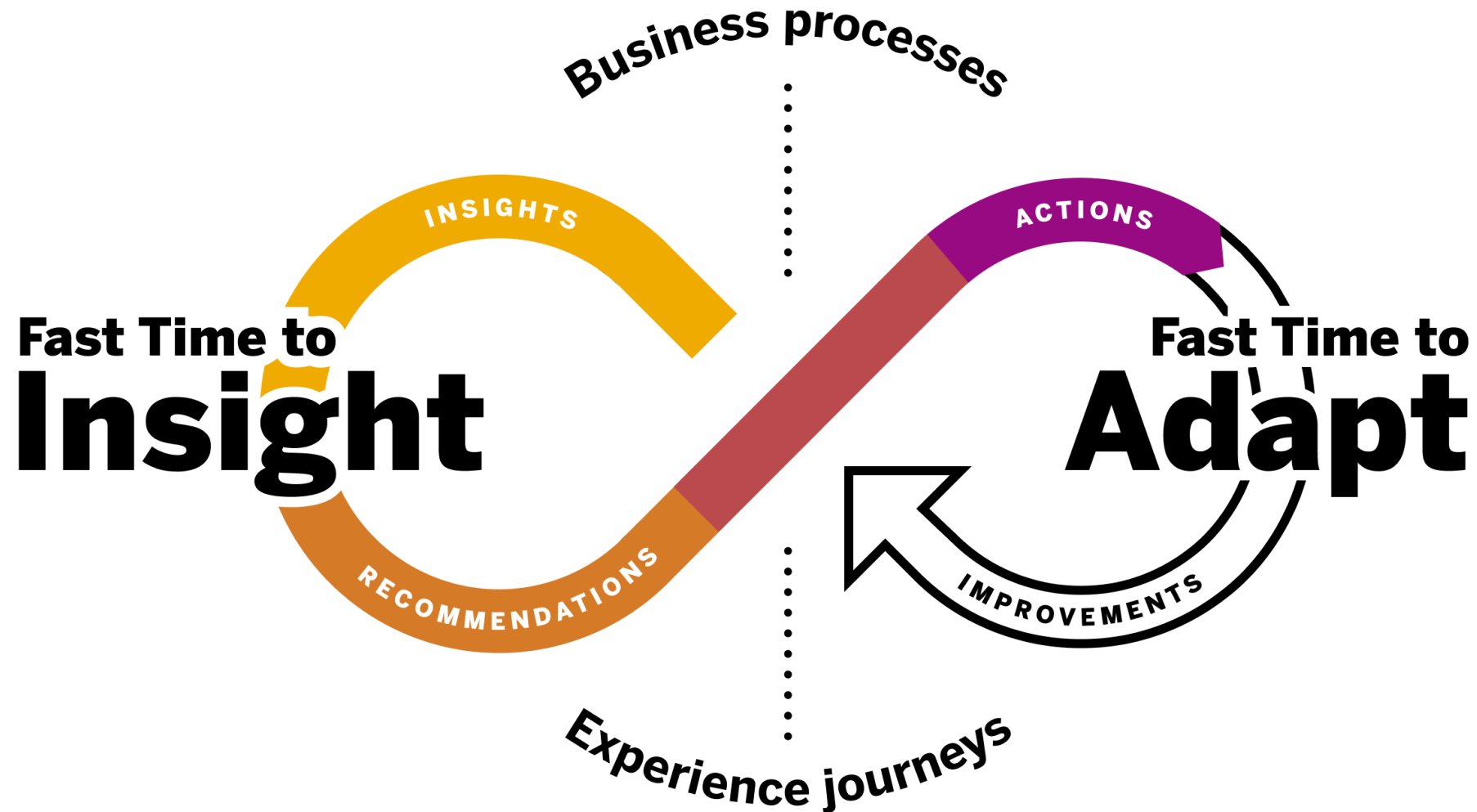
How do you **manage**
enterprise-wide **change**?

SAP Signavio



Manage and Accelerate your Transformation

Continuously and at scale



End-to-End Business Process Transformation from SAP Signavio

Understand

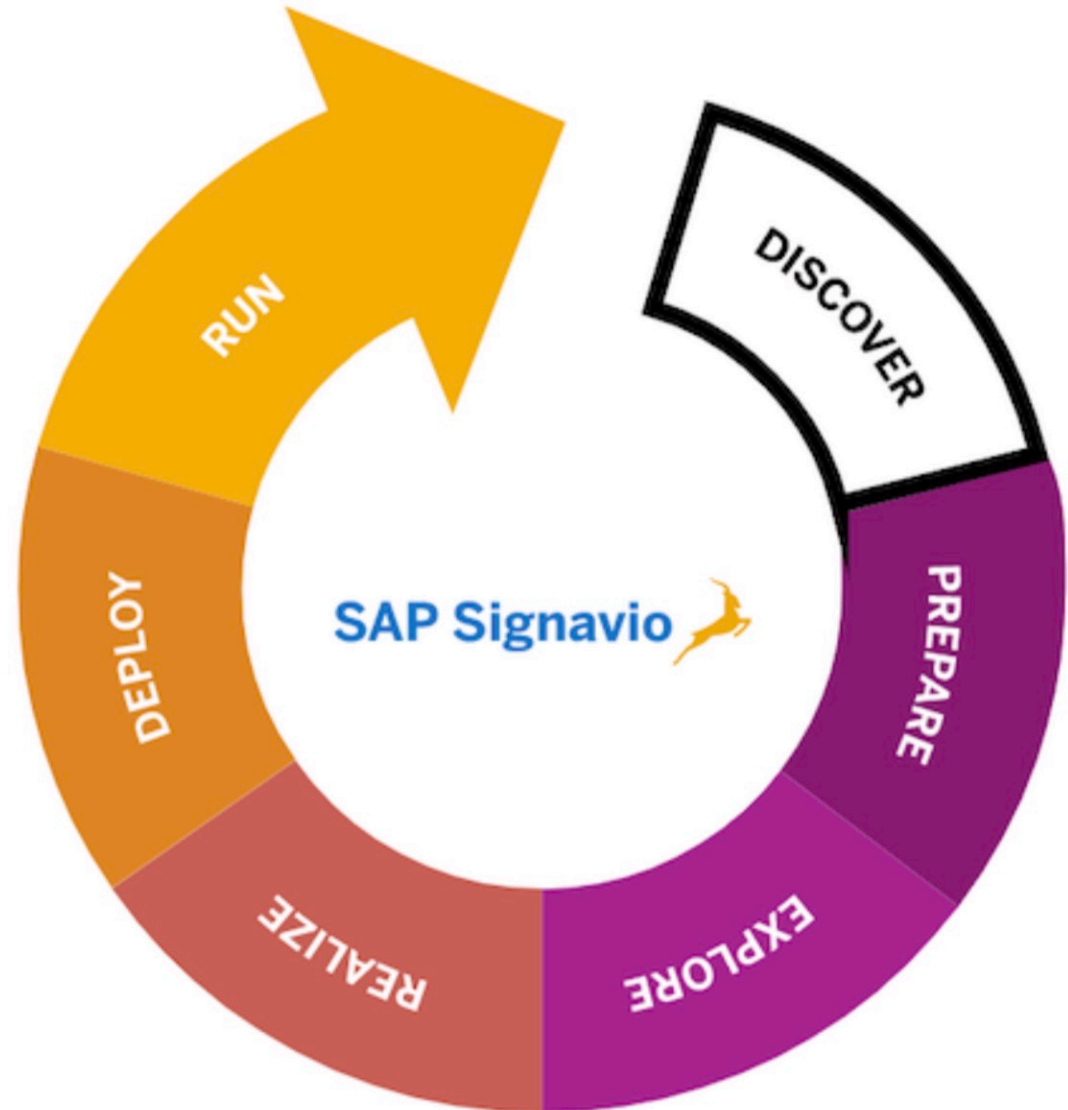
Process Discovery, Mining, Benchmarking and KPI's, Analysis

Plan and Design

Document, Compare with Best Practices, Standardize, Optimize, and Collaborate on *your* to-be business processes

Execute

Communication, Governance, Organizational Alignment and OCM, System Configuration, Process Automation



What SAP Signavio is “Solving For”

SAP Signavio supports both enterprise transformation and process excellence initiatives

Business Transformation

- S/4HANA Phase Zero
- New business models
- Process harmonization & simplification
- Equip for mergers and acquisitions
- SAP LOB Implementation (SFSF, Ariba, IBP, etc)



IT Transformation

- Conversion to SAP S/4HANA
- Return to standard code
- ERP consolidation
- Digital foundation

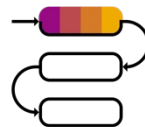
Enterprise Transformation

Process Excellence

Process focus

(to address a particular process area)

- Order to cash (O2C)
- Purchase to pay (P2P)
- Design to Deliver
- Hire to Retire



Performance initiatives

(cross- or multi-functional)

- Customer Excellence
- Efficiency
- Cycle time acceleration
- Governance, risk, and compliance



The SAP Signavio Business Process Transformation Suite

PUBLIC

SAP Signavio Business Process Transformation Suite

End-to-End Optimization

1. Process analysis and mining

Complete process analysis for enterprise transformation and operational excellence programs

2. Process and journey modeling

Standardized process and journey management, simulation, and modeling

3. Process governance & automated execution

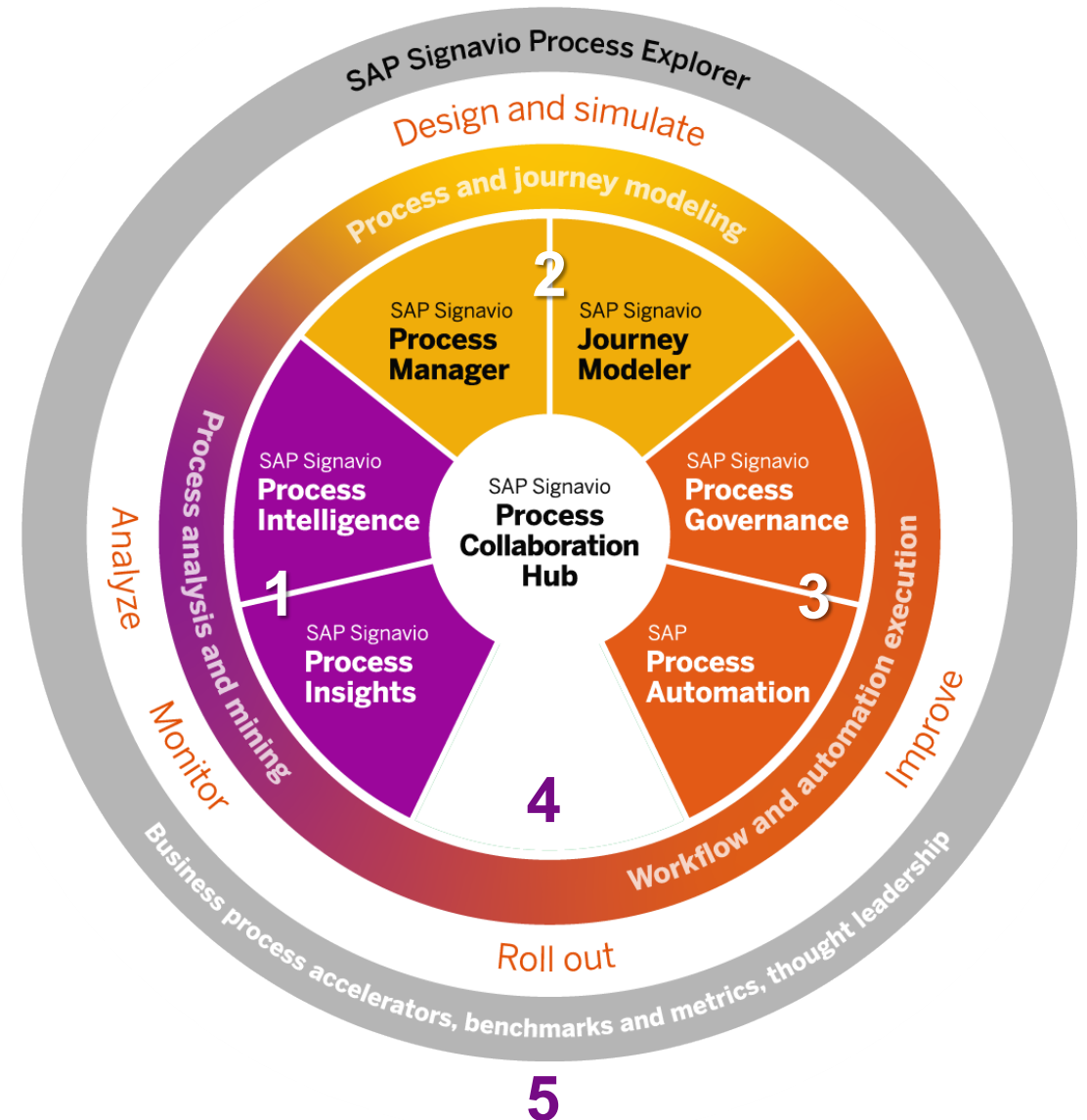
Maintaining organizational and regulatory compliance for all documented processes

4. Process Collaboration

Stakeholder alignment and active collaboration across departments

5. Value Acceleration

Speeding up time-to-value with preconfigured accelerators by industry, best practice & process area



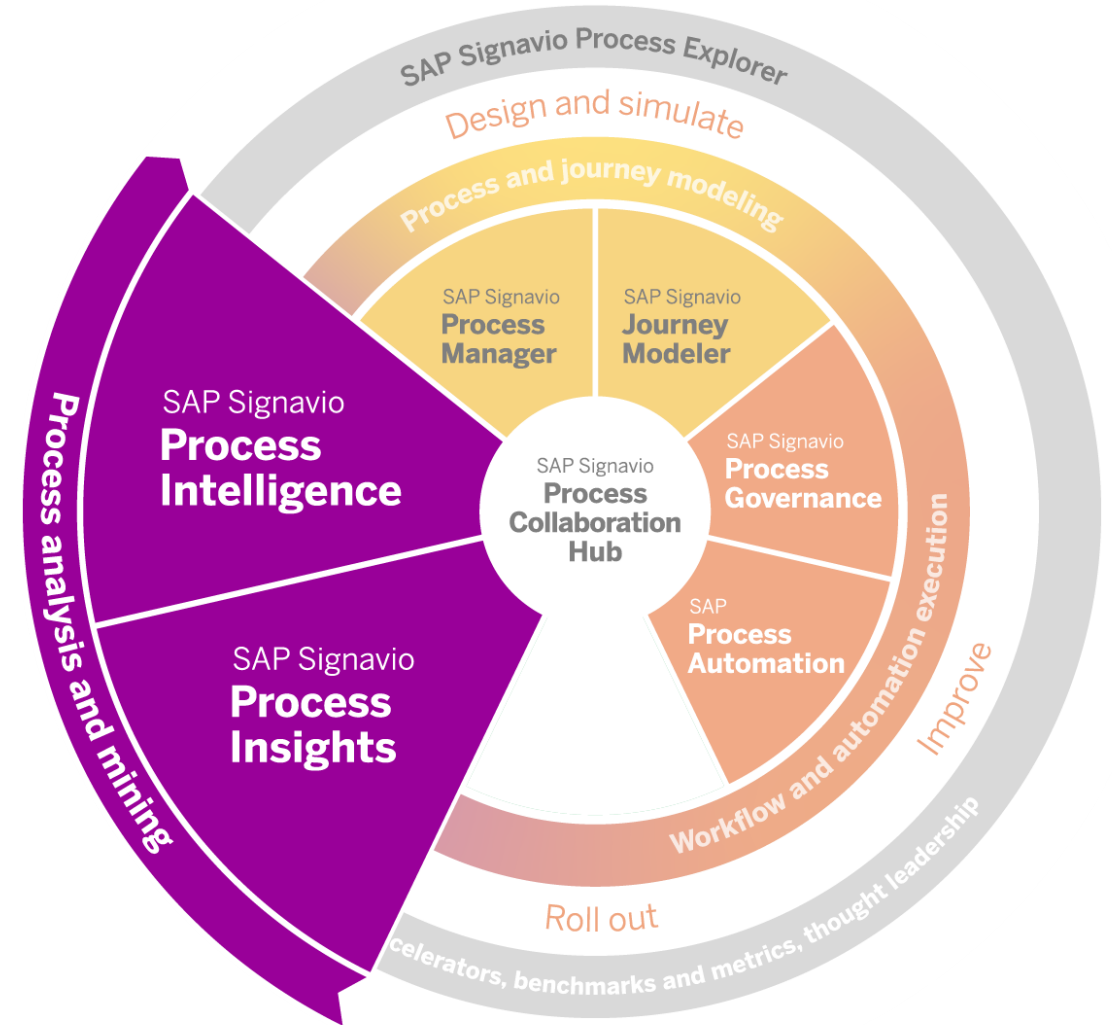
Process analysis and mining

In a cloud-native diagnostic environment

Benefits

- Gain visibility into actual process execution bottlenecks and process inefficiencies
- Get recommendations for improvements
- Monitor and measure conformance to process design
- Pinpoint improvement potential to drive transformative changes
- Gain visibility into process paths that lead to cost overruns, bottlenecks and non-compliance

[SAP Signavio: A Leader in 2023 Gartner® Magic Quadrant™ for Process Mining Tools](#)

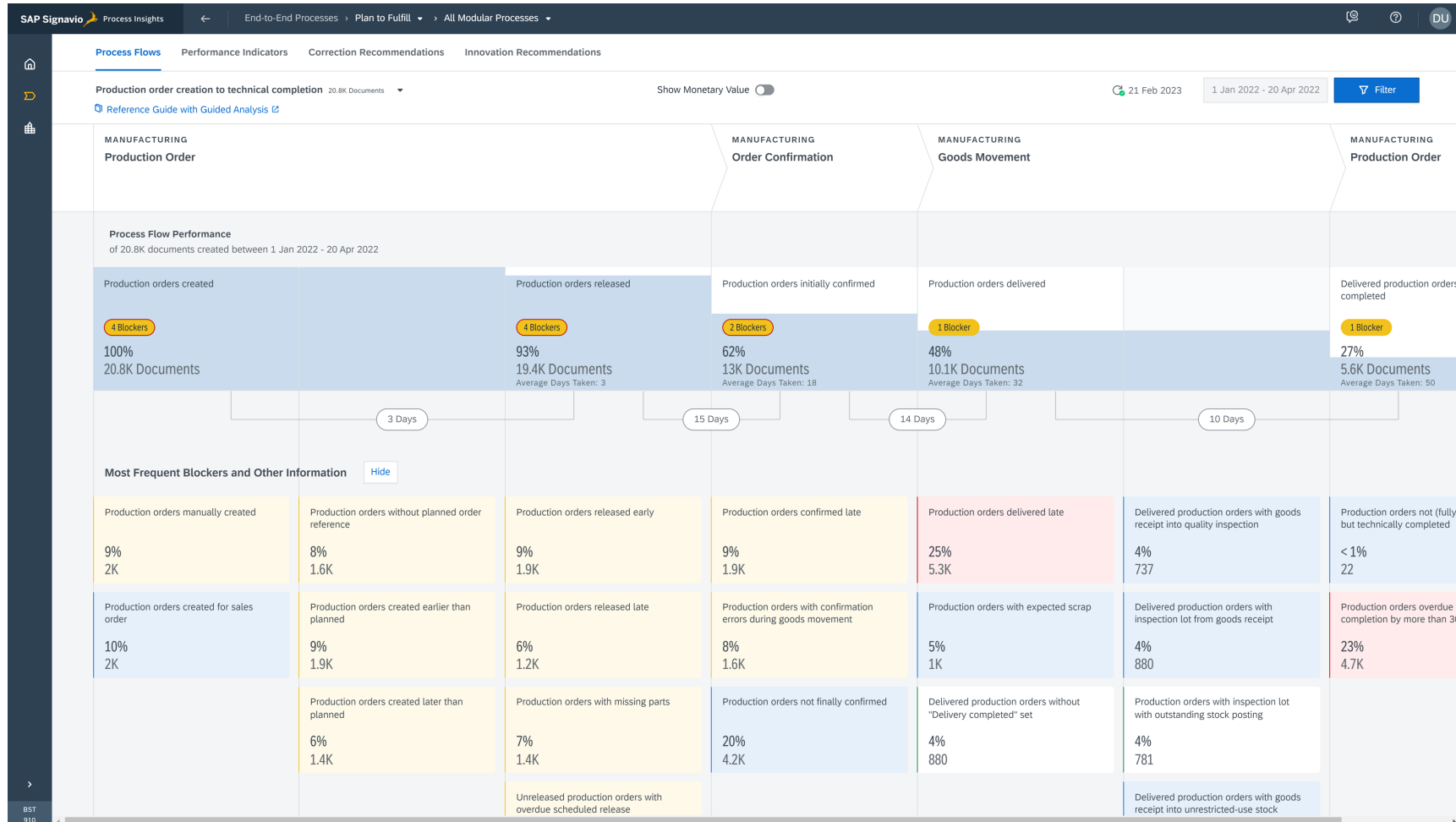




SAP Signavio Process Insights*

Understand your process performance and monitor

Using 80+ delivered process flows and 1000+ typical issues and inefficiencies



Leverage data
Make data-driven decisions about which business areas to prioritize for improvement.



Get insights fast
Updates happen daily.



More is to come
The number of available process flows increases with every release.

* Available for SAP customers only

© 2023 SAP SE or an SAP affiliate company. All rights reserved. | PUBLIC





SAP Signavio Process Insights

Correction recommendations: Win quick with the targeted findings

Correction recommendations are triggered by specific findings in the analyzed system, and give step-by-step instructions on how to improve the identified inefficiency.

1. See the list of findings.
2. See the list of associated recommendations.
3. Find out how many business objects are affected.
4. Learn how much impact would applying given recommendation have on process performance.
5. Find out what is the effort involved.
6. Learn which value driver will be affected by the improvement
7. Learn what is the root cause the finding in your source system.

SAP Signavio Process Insights

End-to-End Processes > Plan to Fulfill > All Modular Processes

Process Flows Performance Indicators **Correction Recommendations** Innovation Recommendations

Correction Recommendations (35)

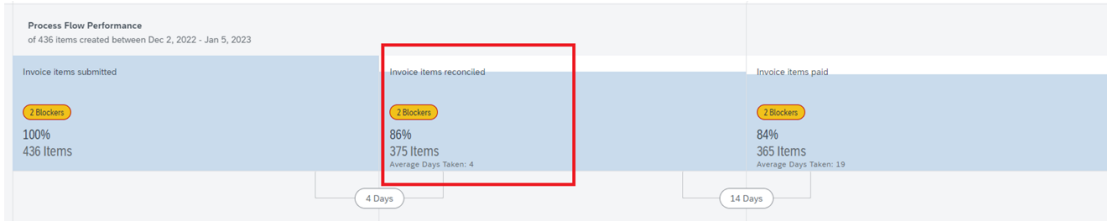
1 Finding	2 Recommendation	3 No. of Objects Affected	4 Impact	5 Effort	6 Value Driver Affected	7 Root Cause
19211 open outbound deliveries were found where the planned goods issue date is at least 1 year in the past.	Close outbound deliveries for which goods issue postings are no longer expected	19211	■■□	■□□	Reduce Data Management Cost	Old and open transactional data
10997 open inbound deliveries were found where the planned goods receipt date is at least 1 year in the past.	Close inbound deliveries for which goods receipt postings are no longer expected	10997	■■□	■□□	Reduce Data Management Cost	Old and open transactional data
6738 process orders were found where the basic finish date is at least 1 year in the past and no deletion flag was set.	Set the deletion flag for process orders	6738	■■■	■□□	Reduce Data Management Cost	Old and open transactional data
4769 production orders were found where the basic finish date is at least 1 year in the past and no deletion flag was set.	Set the deletion flag for production orders	4769	■■■	■□□	Reduce Data Management Cost	Old and open transactional data
Less than 80% of process orders with a planning-relevant material were created with reference to a planned order.	Train users to convert planned orders into process orders	1055	■■■	■□□	Reduce Overall Supply Chain Planning Cost	Missing end user training
828 error records were found from automatic goods movement postings older than 1 year.	Delete old and obsolete records	828	■■■	■□□	Reduce Data Management Cost	Missing end user training
828 error records were found from automatic goods movement postings older than 1 year.	Delete old and obsolete records	828	■■■	■□□	Reduce Data Management Cost	Missing end user training
786 unconverted planned orders were found where the basic finish date is at least 1 year in the past.	Delete planned orders for which further conversion isn't expected	786	■■□	■□□	Reduce Data Management Cost	Old and open transactional data
767 unreleased customer service orders were found where the basic start date is at least 1 year in the past.	Set customer service orders to closed if release is no longer expected	767	■■□	■□□	Reduce Data Management Cost	Old and open transactional data
695 material/plant/storage location/batch combinations with reserved sales order stock were found where the sales order item is already fully processed. This means that the item was already rejected or delivered.	Check whether stock still exists physically and can be transferred to unrestricted-use stock	695	■■□	■□□	Reduce Days in Inventory	Organizational misalignment

10 of 35 displayed [Show More](#)

SAP Signavio Insights for Ariba

New

Out-of-the-box insights to measure and solve the issues you identified




Purchase requisition items denied

High Items Affected: 11 Total Items in Process Flow: 100 Percentage of Items Affected: 11%
This has high potential for improvement because more than 10% of items are affected.

Item Count Distribution

Purchasing Company: Top 5 with highest number of Items affected in the box you selected



Percentage Distribution

Purchasing Company: Corresponding percentage of Items affected for item count distribution



Most Frequent Blockers and Other Information

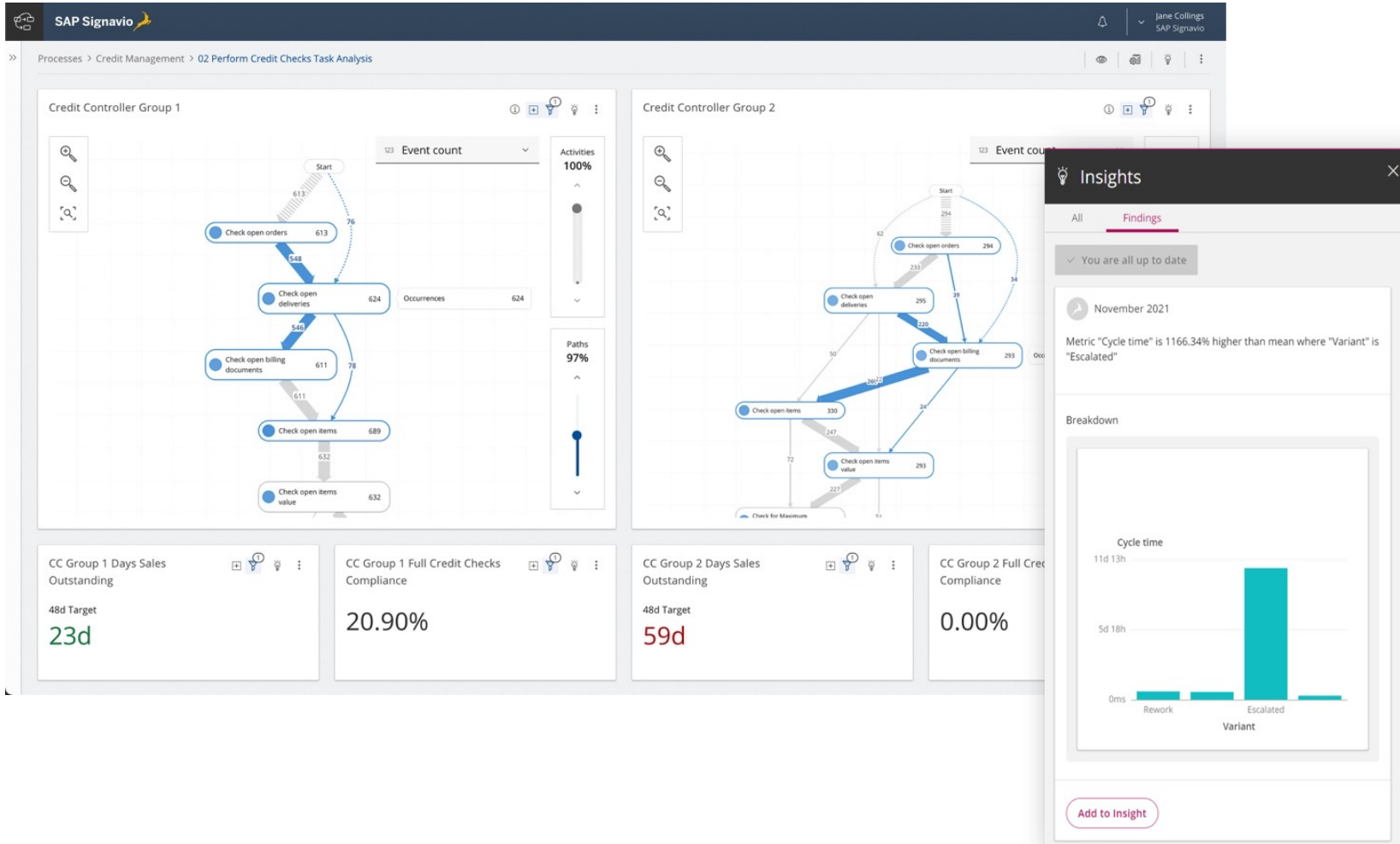
Hide

Purchase order items based on catalog items 69% 47	Purchase order items canceled 6% 4	Purchase order items received later than expected 26% 18	Purchase order items received in full by quantity 53% 36	Purchase order items received in full by amount 1%
Non-catalog purchase order items without contract assignment 31% 21	Purchase order items routed through Ariba Network 72% 49	Purchase order items auto-received 4% 3	Open purchase order items received by quantity 3% 2	
Purchase order items based on contracts 3% 2	Purchase order items not routed through Ariba Network 28% 19	Purchase order items manually received 78% 53	Closed purchase order items received by quantity 18% 12	
Purchase order items with changes 25% 17	Open purchase order items with need by date in the past 15% 10			

Requisition ID	Value in EUR	Requisition Item	ERP Requisition ID	Orig. System ID	Requisition Date	Supplier ID	Supplier	Commodity ID	Approval Date	Need by Date	Requisition Status
PRO19568764	13.91	1		generic1	Oct 31, 2022	948654	TOOL SUPPLIER	80141612	Nov 5, 2022	Dec 10, 2022	Ordered
PRO19583257	27.81	3		generic1	Oct 31, 2022	948654	TOOL SUPPLIER	80141612	Nov 11, 2022	—	Ordered
PRO19594159	139.04	3		generic1	Oct 31, 2022	948654	TOOL SUPPLIER	80141612	Nov 11, 2022	—	Ordered
PRO19600756	83.42	3		generic1	Oct 31, 2022	948654	TOOL SUPPLIER	80141612	Oct 31, 2022	—	Ordered
PRO19601587	139.04	3		generic1	Oct 31, 2022	948654	TOOL SUPPLIER	80141612	Oct 31, 2022	—	Ordered
PRO19601922	41.71	3		generic1	Oct 31, 2022	948654	TOOL SUPPLIER	80141612	Oct 31, 2022	—	Ordered
PRO19602337	27.81	3		generic1	Oct 31, 2022	948654	TOOL SUPPLIER	80141612	Nov 11, 2022	—	Ordered
PRO19602370	13.91	3		generic1	Oct 31, 2022	948654	TOOL SUPPLIER	80141612	Oct 31, 2022	Dec 10, 2022	Ordered
PRO19602421	0.85	1		generic1	Oct 31, 2022	948654	TOOL SUPPLIER	80141612	Nov 3, 2022	—	Ordering
PRO19602431	139.04	3		generic1	Oct 31, 2022	948654	TOOL SUPPLIER	80141612	Nov 11, 2022	Dec 10, 2022	Ordered
PRO19602485	30.37	1		generic1	Oct 31, 2022	948654	TOOL SUPPLIER	80141612	Nov 3, 2022	—	Ordering
PRO19602501	55.62	2		generic1	Oct 31, 2022	948654	TOOL SUPPLIER	80141612	Nov 11, 2022	—	Ordered

SAP Signavio Process Intelligence - Unleash the potential of your process data

Reduce time to insights and identify levers to improve outcomes



Get full visibility into your process reality
Support internal efficiency programs. Improve the way you operate.



Uncover opportunities with process mining
Leverage ready-to-use insights, metrics, and powerful data querying capabilities to **uncover process inefficiencies, reducing your time to insights.**



Blend process and experience analytics
Spot inefficiencies and problems hitting top and bottom lines by **blending process and experience analytics** in one single framework.

Process Analysis and Design

SAP Signavio Process Manager and Journey Modeler

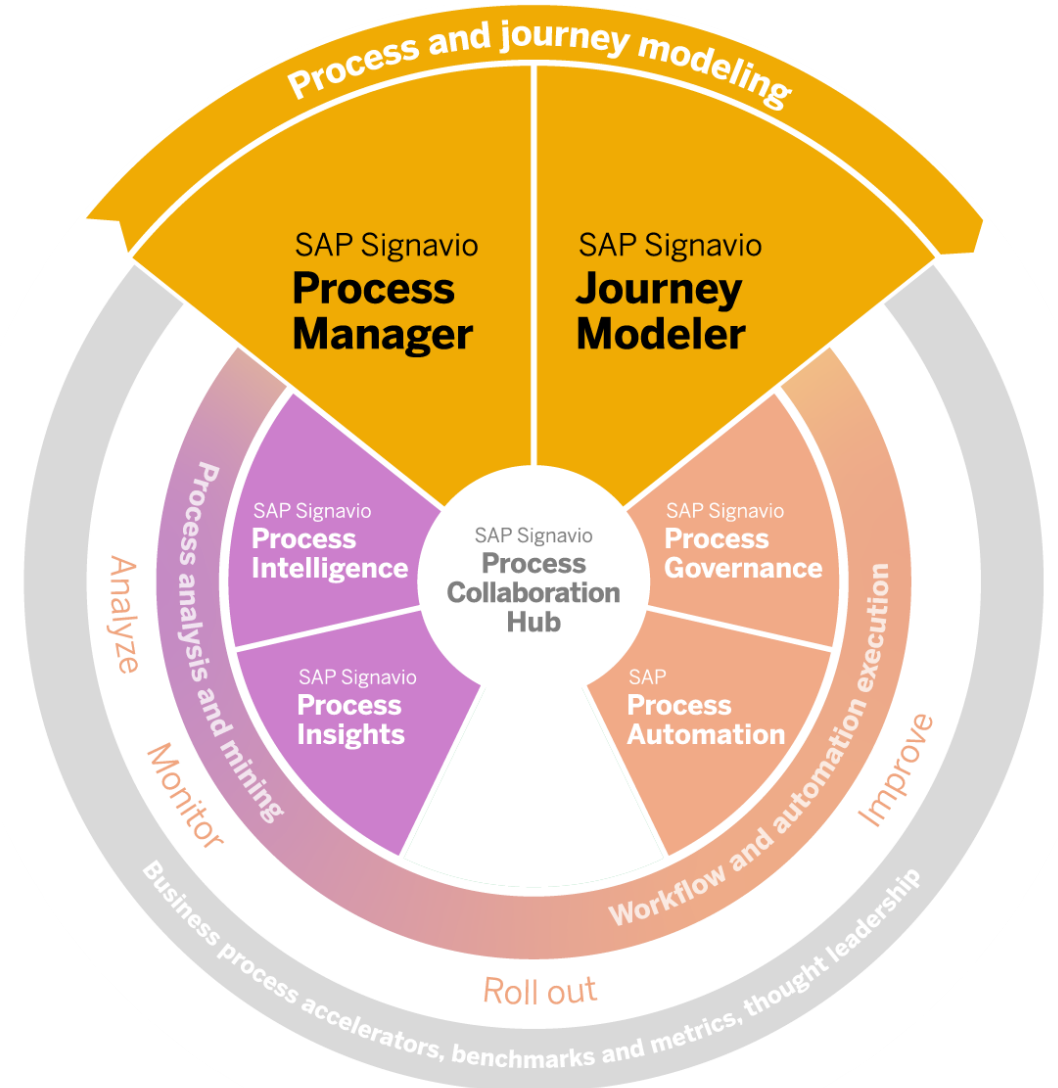
Process and journey modeling for enterprise transformations and operational excellence programs

SAP Signavio Process Manager solution

Capture, document, compare, and simulate your process portfolio.

SAP Signavio Journey Modeler solution

Design customer journeys and connect with processes and data.



SAP Signavio Process Manager - Visualize, standardize & optimize your processes

Using a cloud-native modeling and workflow tool



SAP Signavio
Procurement of Direct Materials Target State
Share
Jane Collings
SAP Signavio

Shapes

BPMN (Complete) + Live Insights

- Activities
- Task
- Collapsed Subprocess
- Expanded subprocess
- Collapsed Event-Subprocess
- Event Subprocess
- Gateways
- Swimlanes
- Artifacts
- Data Objects
- Start Events
- Catching Intermediate Events
- Throwing Intermediate Events
- End Events
- Live Insights
- Indicator
- Traffic Light
- Cockpit
- Value
- Trend
- Progress bar
- Ring chart
- Sentiment

Go to dictionary

Attributes (BPMN-Diagram)

Search Term ...

Custom Attributes	
Process Maturity	Medium
Process Owner	Purchasing Manager
Process Goals	15%-20% reduction in procur...
Risks and Controls	0 Risks
Purpose	
Workflows	
Process Links	
Status	
Value Drivers	<ul style="list-style-type: none"> Improve on-time deliver... Improve procurement F... Reduce days in inventory Reduce revenue loss du... Reduce overall supply c...
End-to-End Process	Source to Pay
Process Modules	Procure to Receipt
Model Type	
Scope Item ID	
Scope Item Activation	Search Link
Benchmarks	
Business Case Validation	VLM Business Case Process Simulation
EAM Domain	
Solution Process Flows	



Process modeling
Design and model your business processes collaboratively.



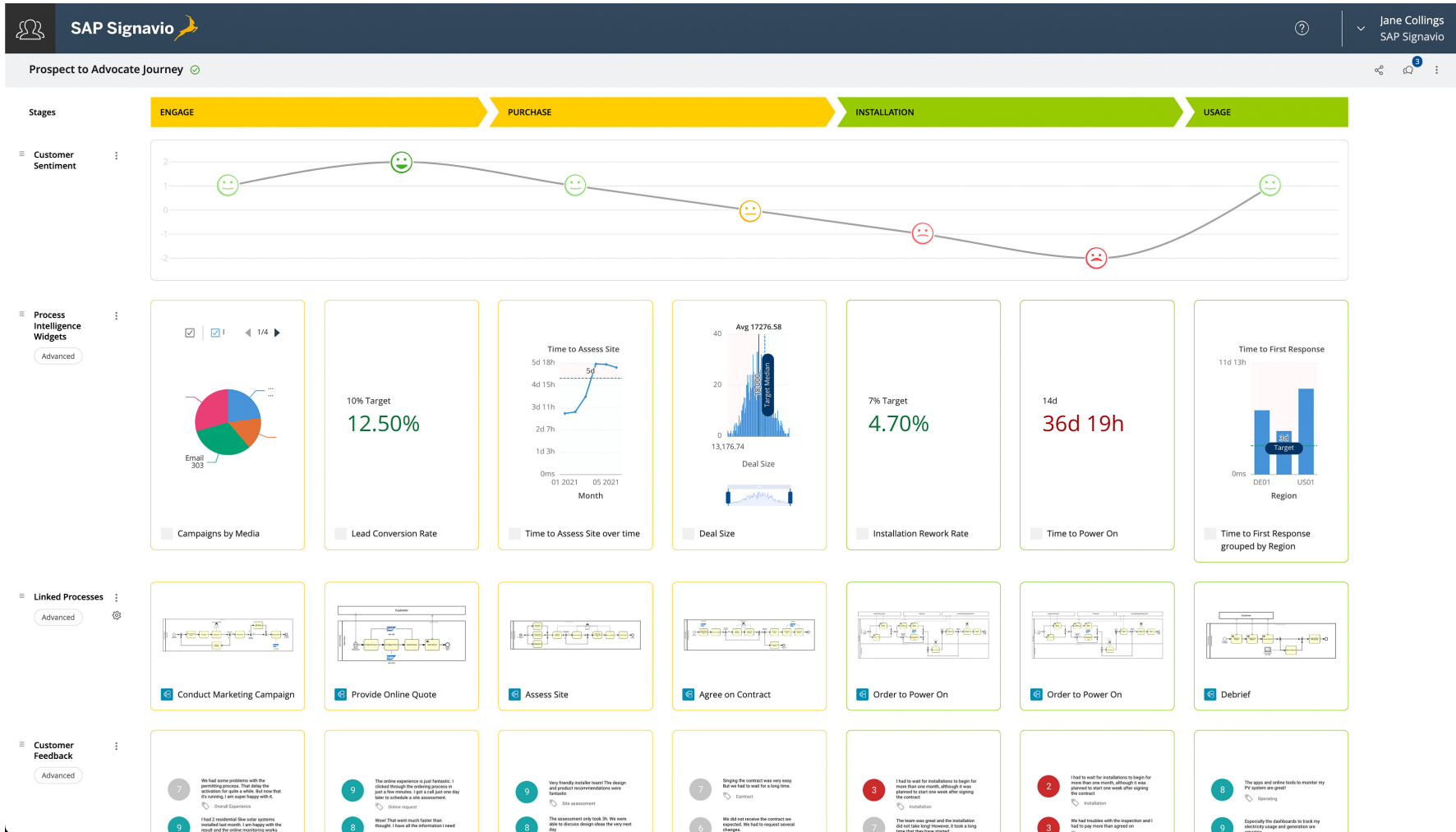
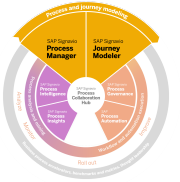
Analysis and simulation
Analyze your processes and mitigate business risks using reports. Simulate the impact of changes prior to implementation.



Transparency
Provide a transparent overview of the process landscape

SAP Signavio Journey Modeler - Operationalize human experiences

Connect journeys with processes, metrics, systems & roles



Connect processes with journeys
Integrate operational and experience data with journeys.



Design journey models
Benefit from an intuitive journey modeling environment.



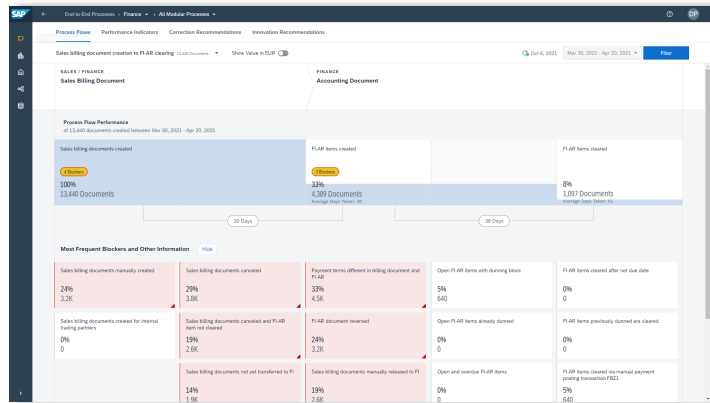
Comment and collaborate
Collaborate on modeling journeys with direct feedback on a single step, a stage, or the whole journey.

SAP Signavio Process Insights + SAP Signavio Process Intelligence + Process Manager

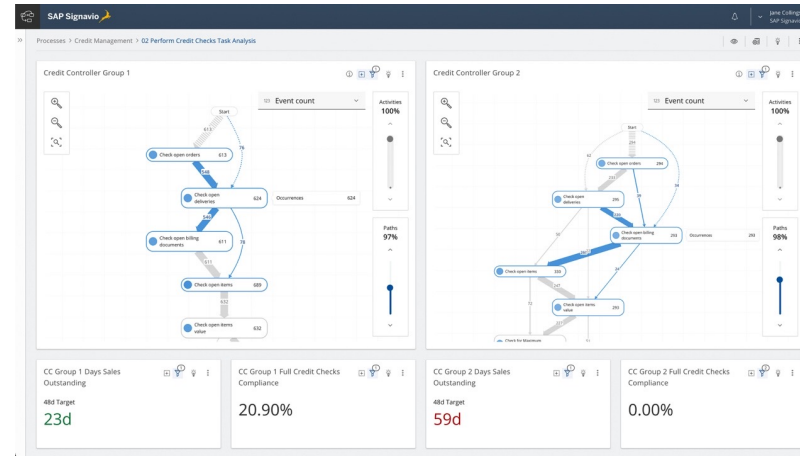
Plug and Gain – or Accelerated Process Discovery

New

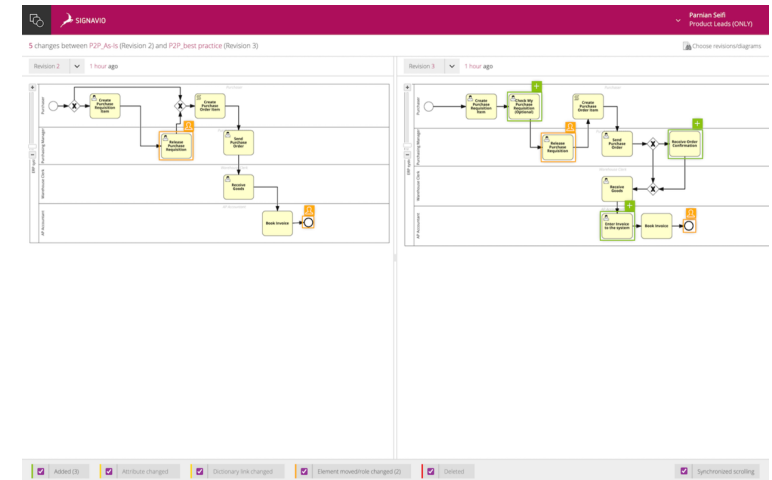
Rapid Process Discovery



Analyze and Document As-Is State



Gap Analysis, Process Design, To-Be State Determination, Conformance



New

Plug and Gain Approach With out-of-the-box content

- THE Accelerator to speed up SAP S/4HANA transformation
- Rapid generation of *fact-based*, current and to-be process models as basis for implementation projects
- Out-of-the-box content
- Best-Run Score to determine areas requiring special attention
- Indication of relevant SAP Best-practices based on current process usage

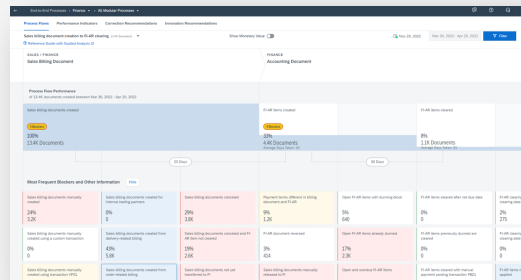


Which processes are executed?

Minimize data footprint?

Identify innovation area?

Built in process consulting!



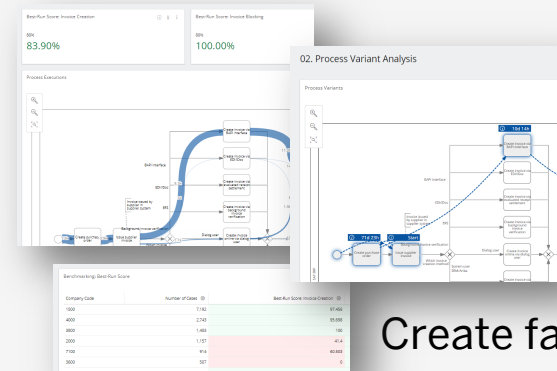
How are the process executed?

Running in standard?

How harmonized?

As-is process documentation!

Create fact-based to-be process models!



Process governance and automated execution and other integrations

Governance

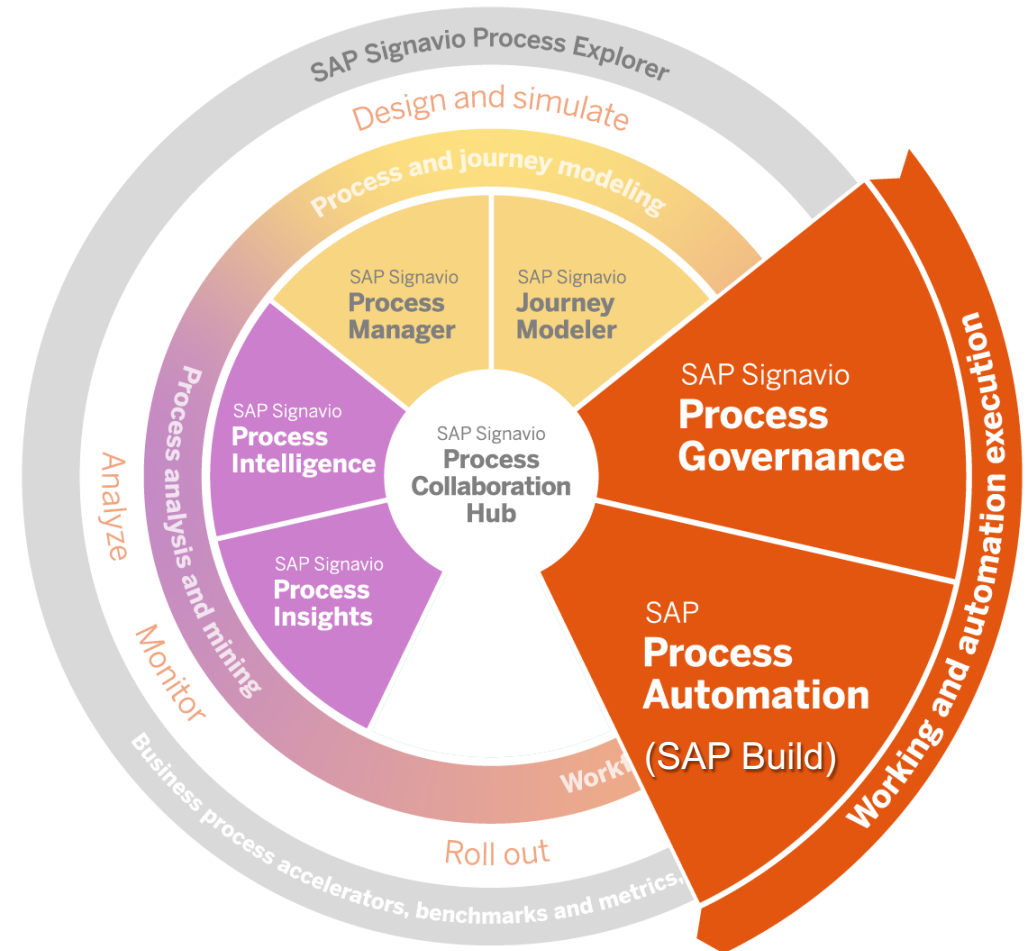
- Maintain organizational and regulatory compliance of all documented processes
- Get approvals from key stakeholders on all documented processes
- Maintain process relevance and maturity with regular and ad hoc reviews

Automation

- Reduce error-prone and repetitive manual processes
- Evaluate the overall impact of manual vs. robotic process changes

OCM

- Integration with **Solution Manager** and **Enable Now**

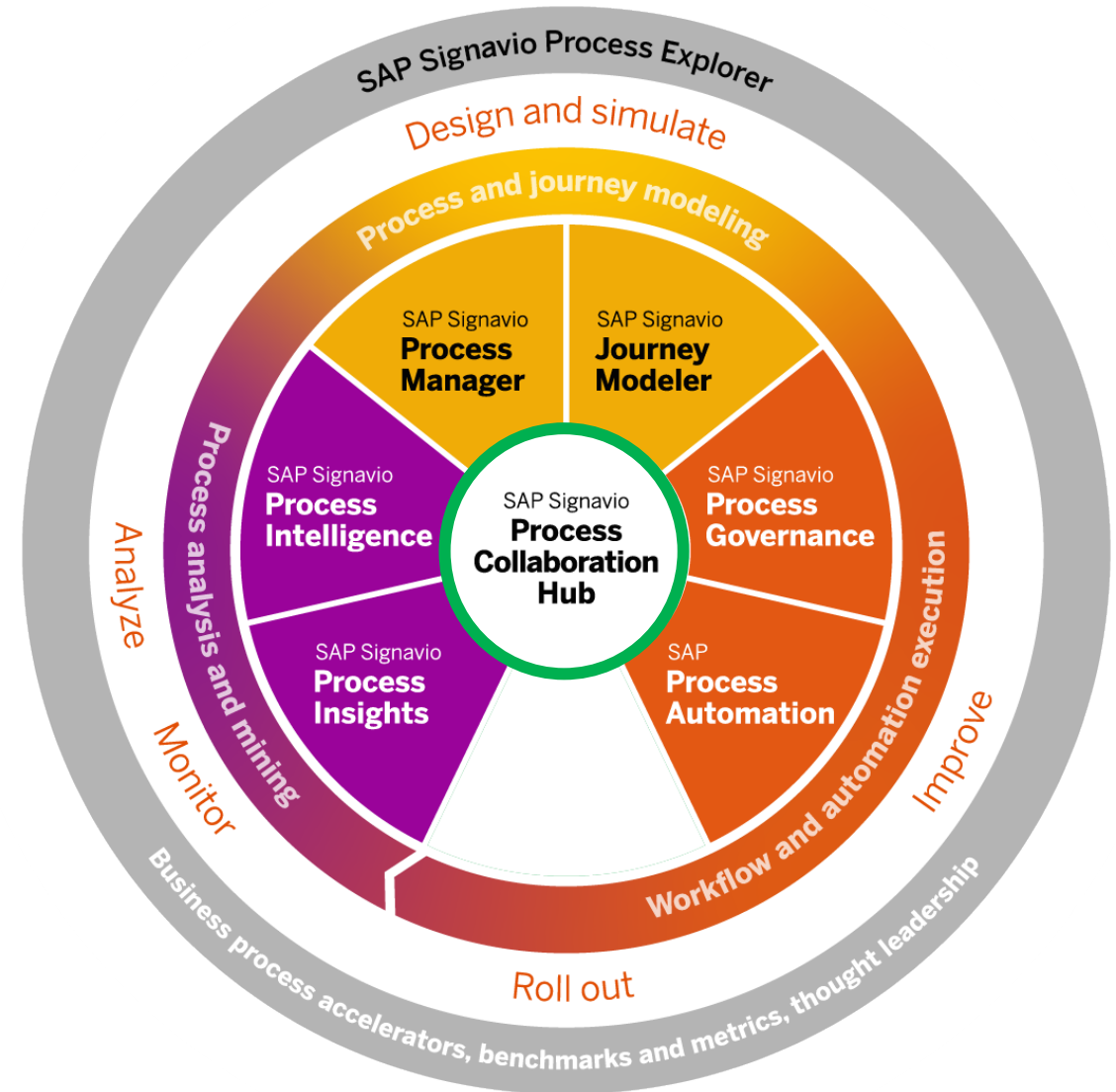


Process collaboration

Your very own SAP Signavio dashboard

Benefits

- Utilize published processes to inform and train employees on process execution
- Align with key stakeholders by sharing process changes and improvements
- Curate process-related content for specific audiences by functions and departments
- Gain full visibility on your entire process landscape
- Single source of truth for organizational process knowledge



SAP Signavio Process Collaboration Hub

Involve your entire organization in process transformation & optimization



Process Areas

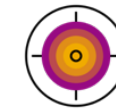
- STRATEGY
- HIRE TO RETIRE
- IDEA TO MARKET
- MARKET TO DEMAND
- PROCURE TO PAY
- LEAD TO CASH
- CUSTOMER TO ADVOCATE
- ISSUE TO RESOLUTION

Key Performance Indicators

1.2 Current Ratio	28d Requisition to Acceptance	65d Time to Market	3.6 CLV / CAC	47d Days Payable Outstanding	3.6 Lead to Order Conversion Rate	4% Churn Rate	2d 17h First Response Time
1.8 Working Capital Ratio	14% Employee Turnover Rate	9% Average Product ROI	132 Monthly Leads	68% Compliance Rate	59d Days Sales Outstanding	47% Repeat Purchase Ratio	9d 6h Average Resolution Time
65d Cash Conversion Cycle	9% Voluntary Terminations			76% On Time Payment Rate	35% Automation Rate		

Customer Experience (CX)

8 eNPS	79% Monthly Happiness Index	79% TPE	15% Campaign Effectiveness	89% SSAT Score	6 CES	7 Net Promoter Score	8 SERVQUAL
89% ESAT Score			67% Leads by Referral		61% CSAT Score	84% CSAT Score	91% CSAT Score



Collaboartion

Get a 360-degree view of your process landscape, related analysis and key metrics



Sharing & communication

Review, publish, and share your process documentation with key stakeholders



Monitoring

Provide feedback and propose improvements to relevant processes

Process Transformation with SAP Signavio Process Explorer



SAP Signavio Process Explorer

Diagram

Key goals of an enterprise, for example, Reduce Days Sales Outstanding (DSO)

Quick Start

Strategic Objectives

Industries

Functional building blocks of an enterprise, for example, Sales, Marketing

Capabilities

Processes

End-to-end view of processes, for example, Lead to Cash

Operations

Design

Implementation

Strategy

FASTER TIME-TO-VALUE

Metrics

Analyzing performance of processes, for example, Average Time-Sheet Approval Time

SAP Product Portfolio

Realization of processes with a specific SAP product, for example, Order and Contract Management with SAP S/4HANA

Overlays (1/3 visible)

Legend

Featured Partner Value Accelerators

- The Sustain... (+2)
- Future model of ...(+4)
- Employee Lifecy...
- SCOR Digita...
- Scheer perf...
- Best Practic...
- Visual Enterprise Architecture
- AdaPro
- TCS Crystall...
- TCS TATA CONSULTANCY SERVICES

66%



SAP Signavio offers guidance and recommendations across the SAP solution and services ecosystem.

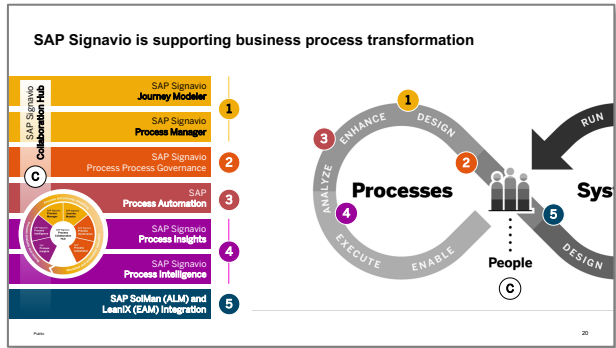


Process Explorer is a repository for collective knowledge from thousands of customer projects delivered across hundreds of organizations throughout the world.

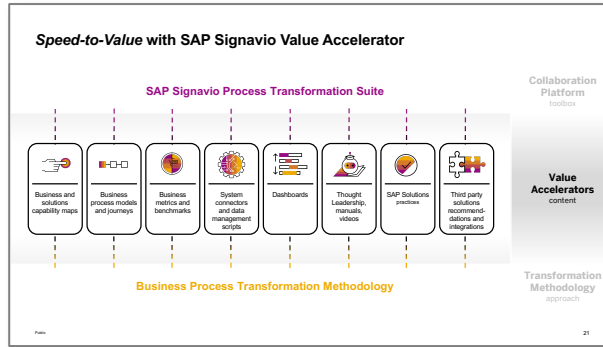


This knowledge includes industry-specific and LoB best practice models from SAP and partners.

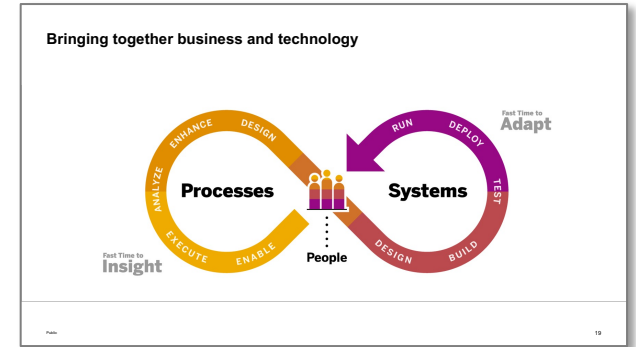
The SAP Signavio Success Formula



+



+



=

Process Transformation Suite
toolbox

+

Value Accelerators
content

+

Transformation Methodology
approach





Value Streams Enabled by SAP Signavio

PUBLIC

What SAP Signavio is “Solving For”

SAP Signavio supports both enterprise transformation and process excellence initiatives

Business Transformation

- S/4HANA Phase Zero
- New business models
- Process harmonization & simplification
- Equip for mergers and acquisitions
- SAP LOB Implementation (SFSF, Ariba, IBP, etc)



IT Transformation

- Conversion to SAP S/4HANA
- Return to standard code
- ERP consolidation
- Digital foundation

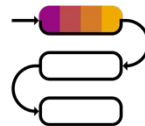
Enterprise Transformation

Process Excellence

Process focus

(to address a particular process area)

- Order to cash (O2C)
- Purchase to pay (P2P)
- Design to Deliver
- Hire to Retire



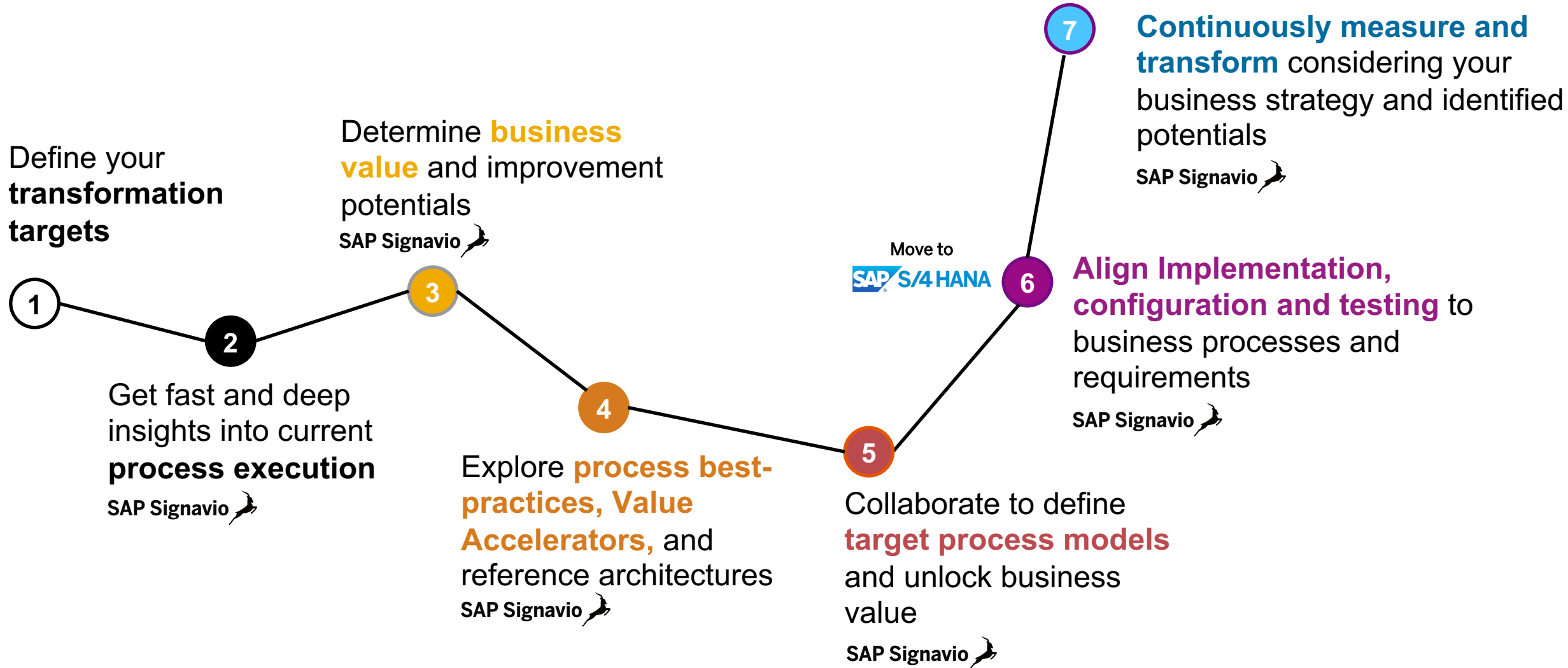
Performance initiatives

(cross- or multi-functional)

- Customer Excellence
- Efficiency
- Cycle time acceleration
- Governance, risk, and compliance

Transformation

SAP Signavio as the navigator: Guiding your business to SAP S/4HANA



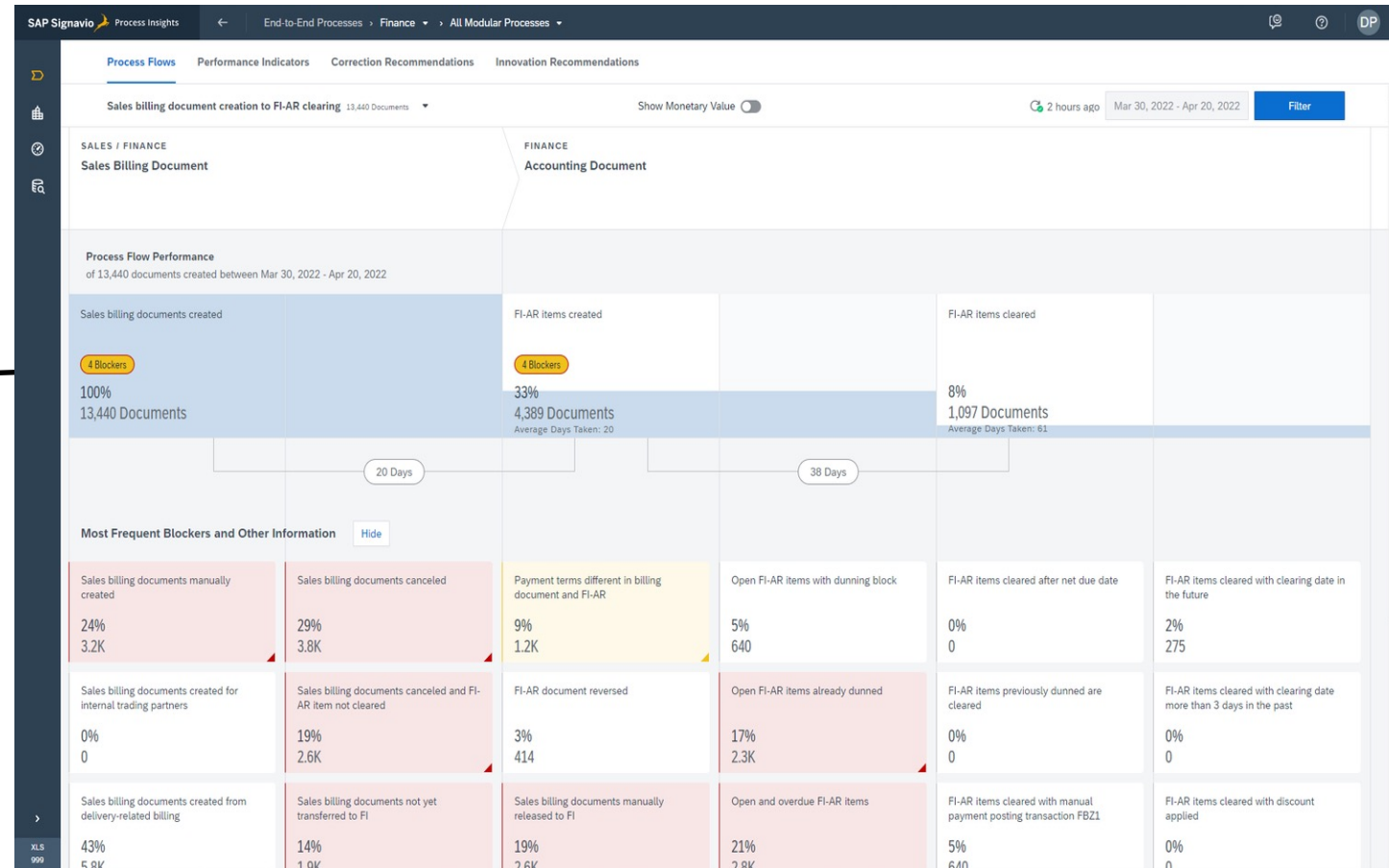
Transformation

SAP Signavio as the navigator: Guiding your business to SAP S/4HANA

2

Get fast and deep insights into current process execution

SAP Signavio 



SAP Signavio
Process Insights

Transformation

SAP Signavio as the navigator: Guiding your business to SAP S/4HANA

Determine **business value** and improvement potentials
SAP Signavio

3

The screenshot displays the SAP Signavio Process Insights interface, specifically the 'Innovation Recommendations' section. The breadcrumb trail indicates the path: End-to-End Processes > Plan to Fulfill > All Modular Processes. The main content area shows a list of recommendations under the 'SAP S/4HANA Capabilities (68)' filter. The table includes columns for Recommendation, Relevance, Industry Popularity, and Lines of Business. A 'NEW' badge is visible next to 'Extended Warehouse Management'.

Recommendation	Relevance	Industry Popularity	Lines of Business
SAP S/4HANA Capabilities (68)			
Purchase Order Processing	■■■	■■■	Sourcing & Procurement
Extended Warehouse Management NEW	■■■	Not available	Supply Chain
Delivery Management	■■■	■■■	Supply Chain
Warehouse Management	■■■	■■■	Supply Chain
Commodity Procurement	■■■	■■■	Finance
Kanban Manufacturing	■■■	■■■	Manufacturing
Outsourced Manufacturing	■■■	■■■	Manufacturing
Goods Movement	■■■	■■■	Supply Chain
Production Execution	■■■	■■■	Manufacturing
Quality Improvement	■■■	■■■	Manufacturing
Available-to-Promise	Not available	■■■	Supply Chain
Capacity Planning	Not available	■■■	Manufacturing
Handover to Manufacturing	Not available	■■■	R&D/Engineering

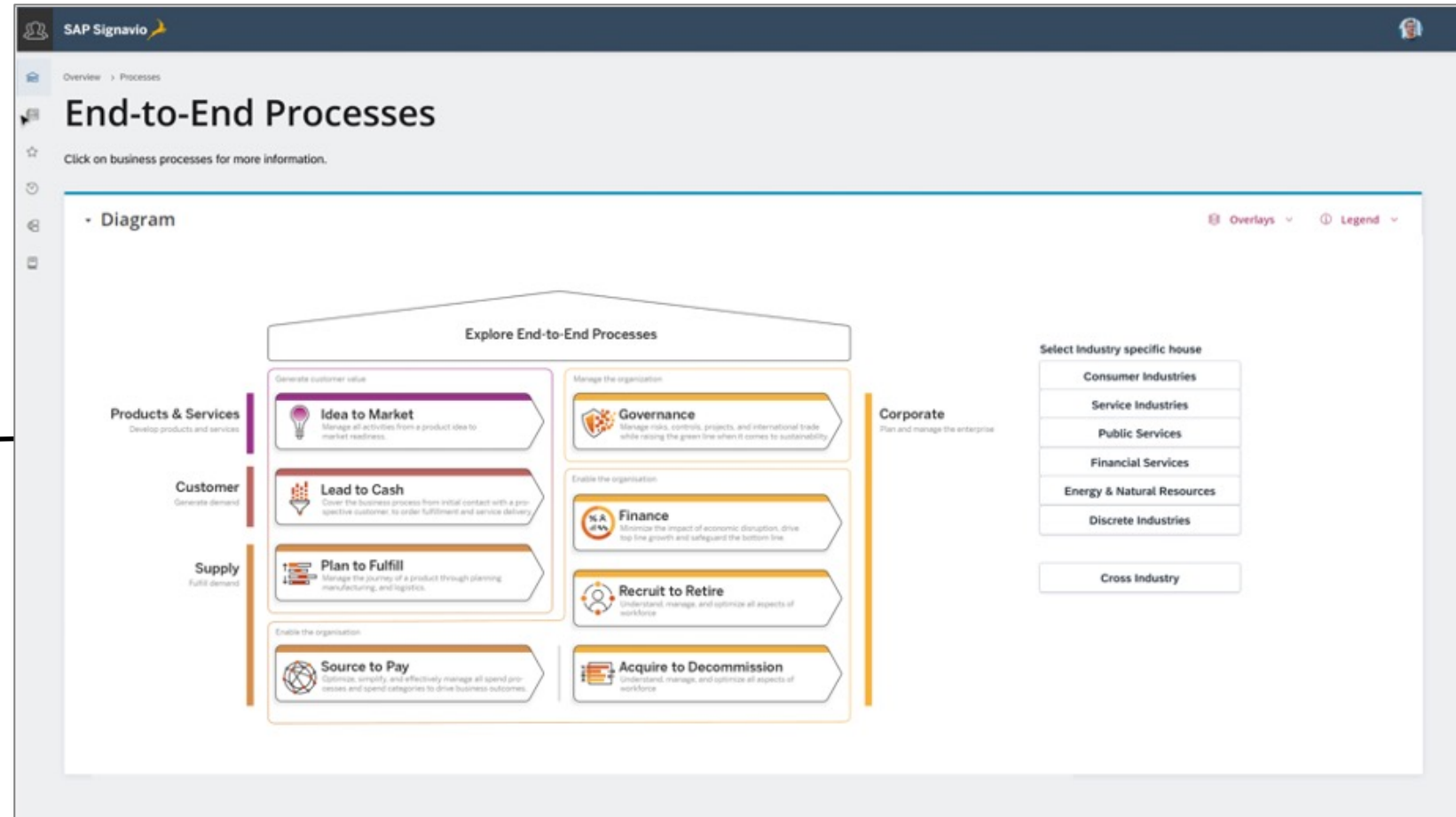
Transformation

SAP Signavio as the navigator: Guiding your business to SAP S/4HANA

4

Explore **process best-practices, Value Accelerators** and reference architectures

SAP Signavio 



SAP Signavio
Process Explorer

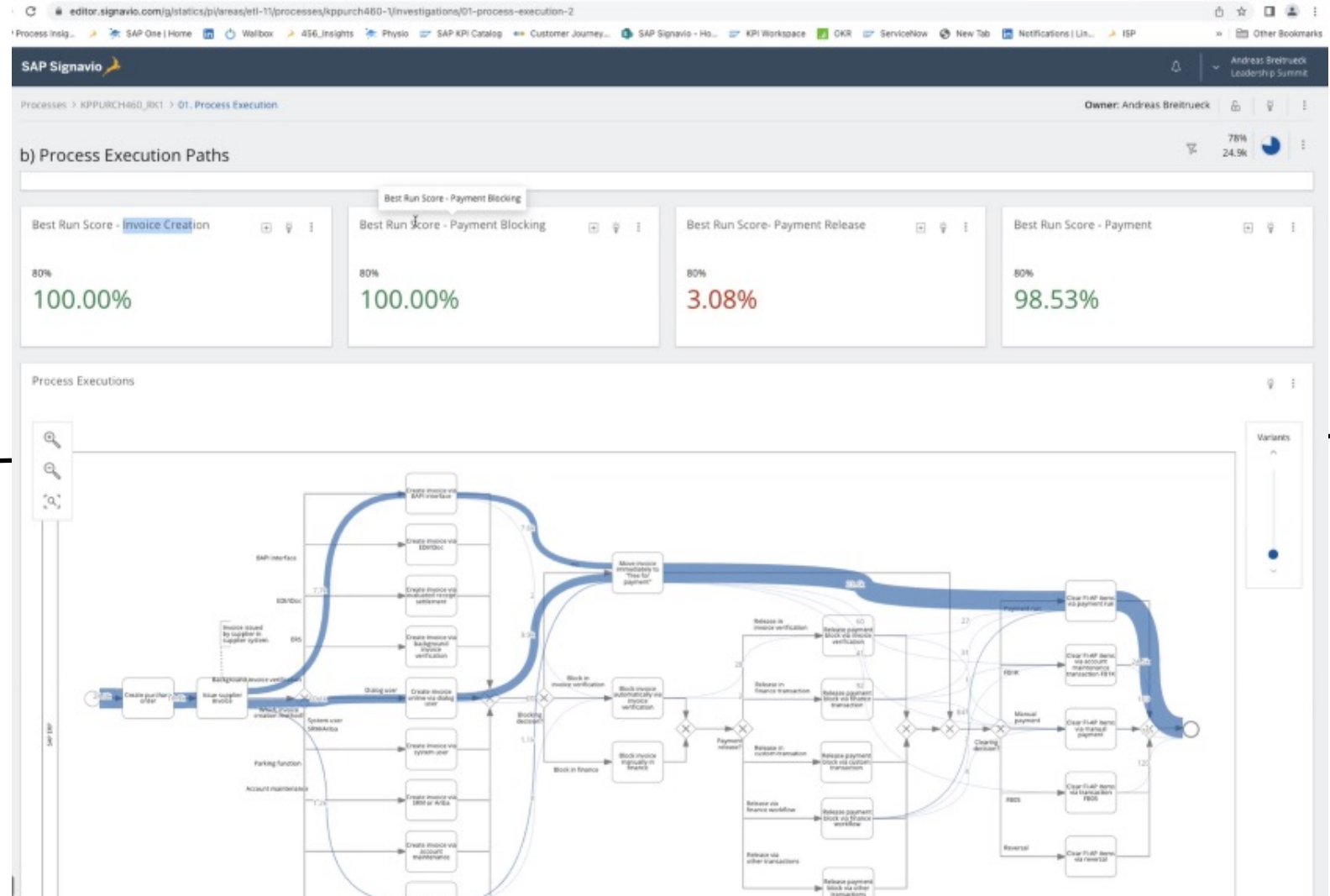
Transformation

SAP Signavio as the navigator: Guiding your business to SAP S/4HANA

What are we **REALLY** doing?

4

Smart Mining with SAP Accelerated Process Discovery



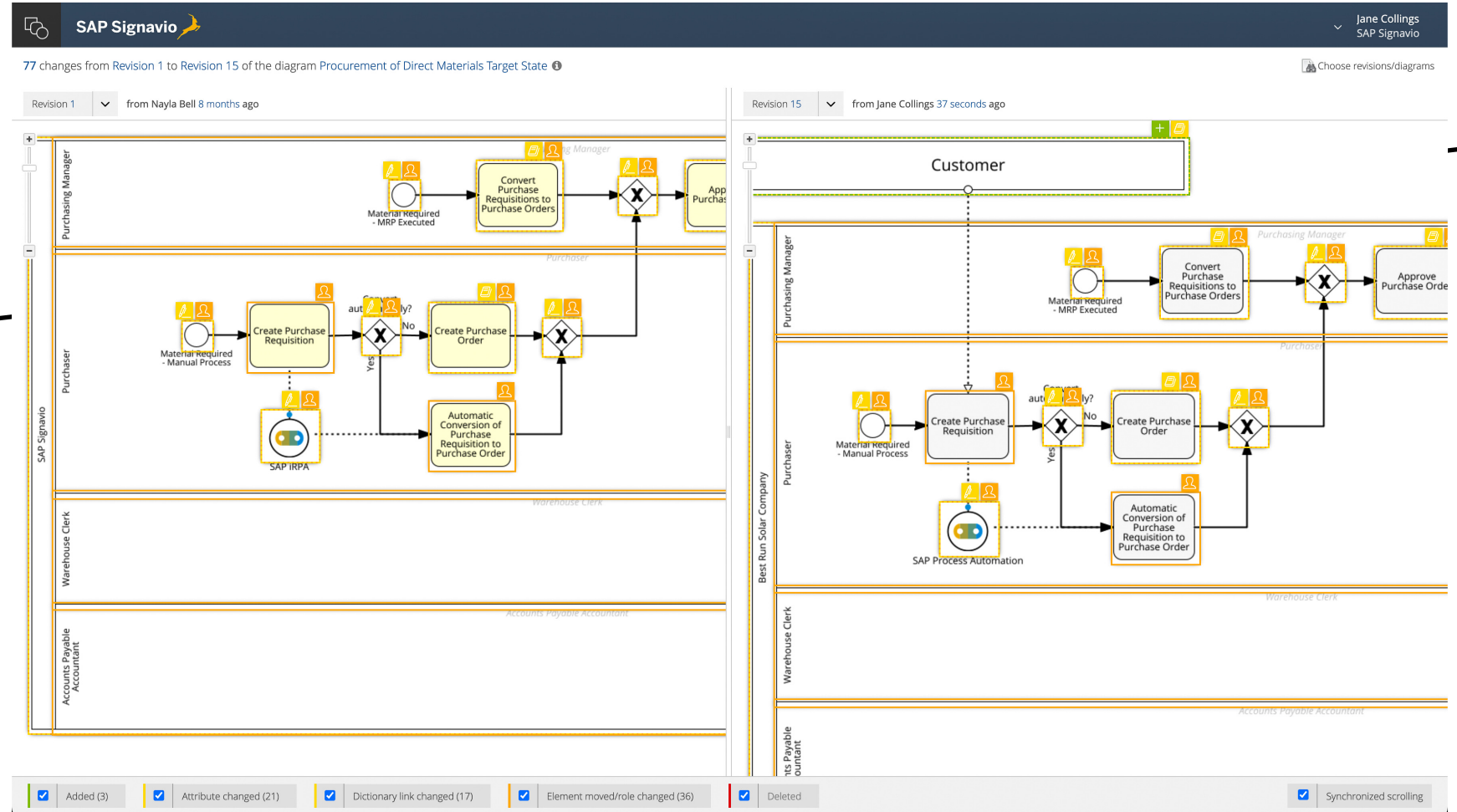
Transformation

SAP Signavio as the navigator: Guiding your business to SAP S/4HANA

5

Collaborate to define **target process models** and unlock business value

SAP Signavio



Transformation

SAP Signavio as the navigator: Guiding your business to SAP S/4HANA

Move to



6

Align Implementation, configuration and testing to business processes and requirements



The screenshot displays the SAP Signavio interface for a process titled "Procurement of Direct Materials". It includes a process diagram, a filter panel with dropdowns for Solution, Branch, and Scope, and three donut charts for Requirements, Work Packages, and Work Items. Below the charts is an "Overview - Data from 25.11.2022" table.

Requirement	Req. Status	Work Pack
Create Incoming Invoice automatically	In Realization	Auto. Invo
Create Incoming Invoice automatically		Auto. Invo

Process Manager

Solution Manager – Focused Build

The screenshot shows the SAP Learning Center interface with a search bar and a grid of learning content tiles. The tiles include:

- Accelerated Third Party Returns
- Accounting and Financial Close
- Accounting and Financial Close - ...
- Accounts Payable
- Accounts Receivable
- Advanced Available-to-Promise Pr...
- Advanced Cash Operations
- Advanced Credit Management
- Advanced Resource Management ...
- Asset Accounting
- Asset Accounting - Parallel Ledger
- Asset Under Construction
- Asset Under Construction - Group ...
- Automated Invoice Settlement
- Bank Account Master Data Proces...

SAP Enable Now

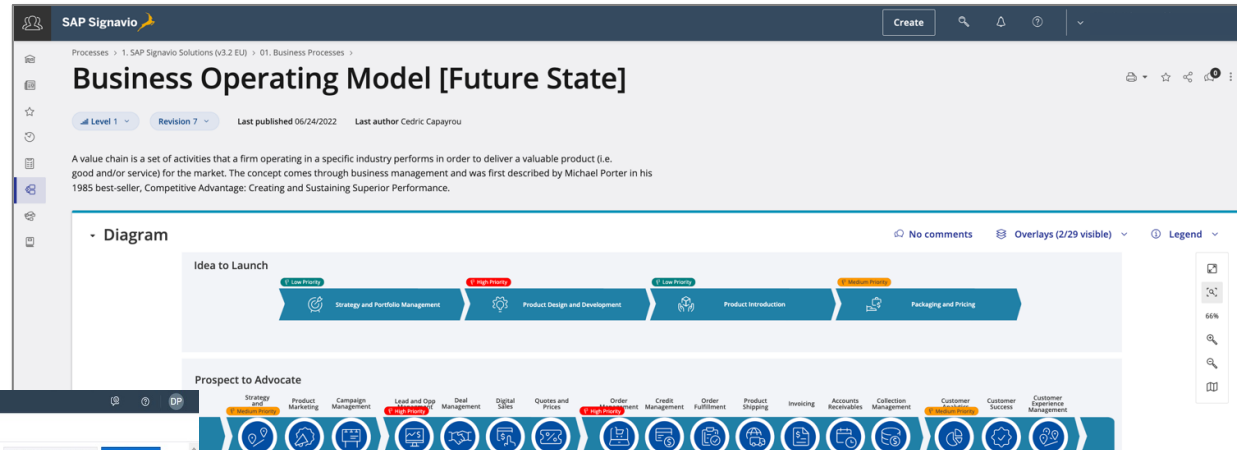
Transformation

SAP Signavio as the navigator: Guiding your business to SAP S/4HANA

7

Continuously measure and transform considering your business strategy and identified potentials

SAP Signavio 



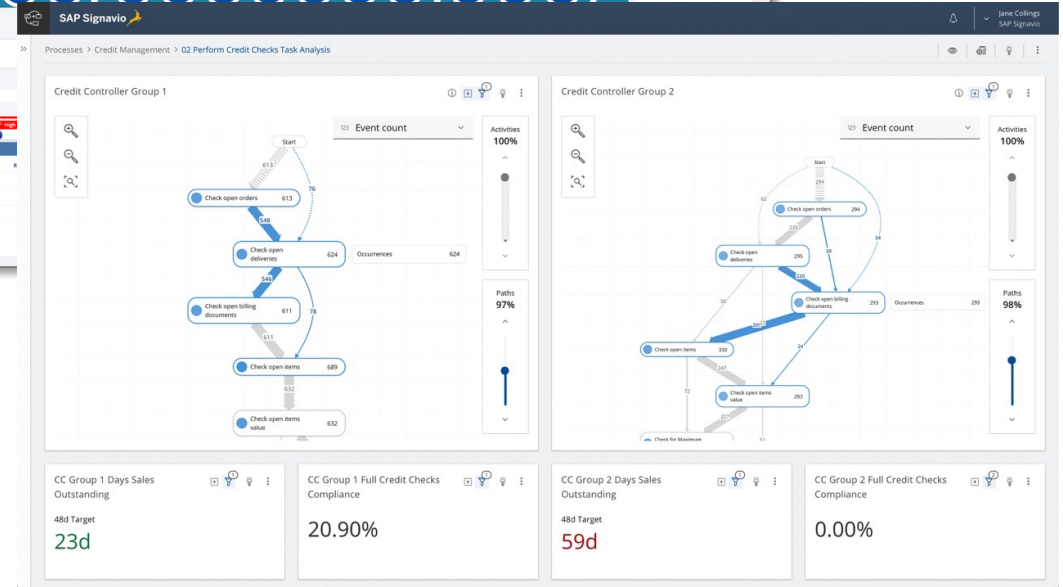
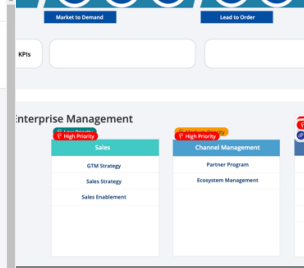
SAP Signavio Process Insights

Process Flows | Performance Indicators | Correction Recommendations | Innovation Recommendations

Sales billing document creation to FI-AR clearing

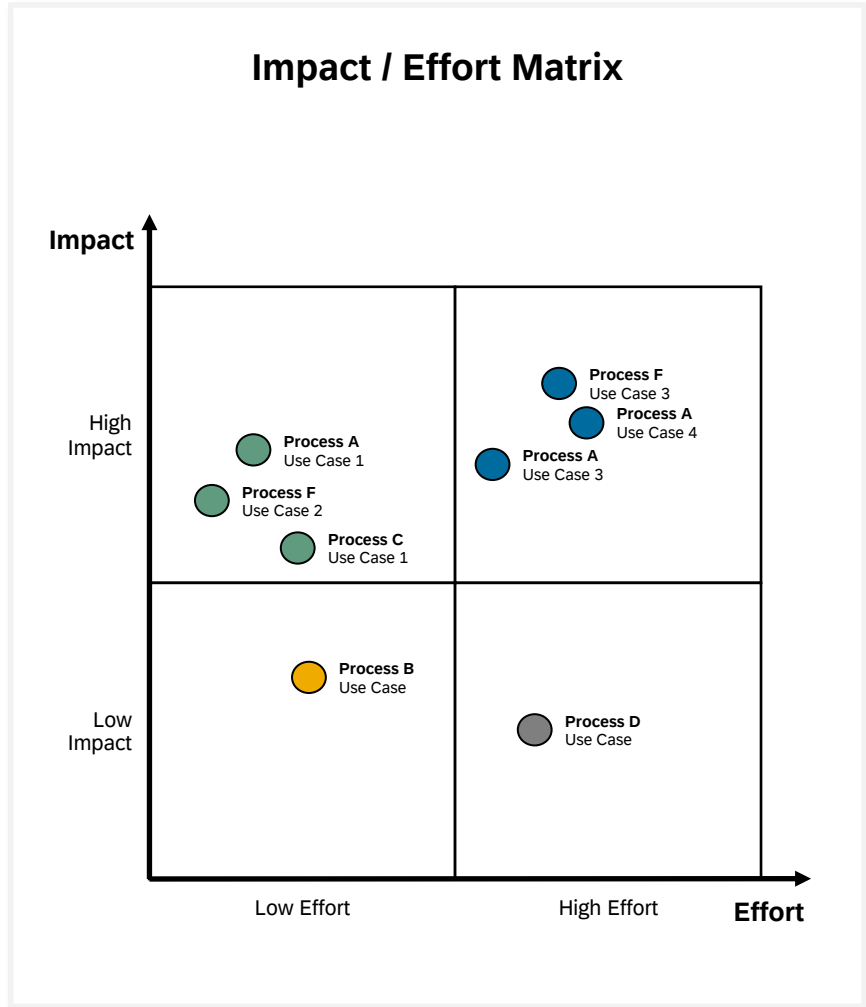
SALES FINANCE	FINANCE	FINANCE																																				
Sales Billing Document	Accounting Document																																					
<p>Process Flow Performance of 13,440 documents created between Mar 30, 2022 - Apr 20, 2022</p> <p>Sales billing documents created</p> <p>100% 13,440 Documents</p>	<p>FI-AR items created</p> <p>33% 4,389 Documents</p>	<p>FI-AR items cleared</p> <p>8% 1,097 Documents</p>																																				
<p>Most Frequent Blockers and Other Information</p> <table border="1"> <tr> <td>Sales billing documents manually created</td> <td>Sales billing documents canceled</td> <td>Payment terms different in billing document and FI-AR</td> <td>Open FI-AR items with dunning block</td> <td>FI-AR items cleared after net due date</td> <td>FI-AR items cleared with clearing date in the future</td> </tr> <tr> <td>24% 3.2K</td> <td>29% 3.8K</td> <td>9% 1.2K</td> <td>5% 640</td> <td>0% 0</td> <td>2% 275</td> </tr> <tr> <td>Sales billing documents created for internal trading partners</td> <td>Sales billing documents canceled and FI-AR item not cleared</td> <td>FI-AR document reversed</td> <td>Open FI-AR items already dunned</td> <td>FI-AR items previously dunned are cleared</td> <td>FI-AR items cleared with clearing date more than 3 days in the past</td> </tr> <tr> <td>0% 0</td> <td>19% 2.6K</td> <td>3% 414</td> <td>17% 2.3K</td> <td>0% 0</td> <td>0% 0</td> </tr> <tr> <td>Sales billing documents created from delivery-related billing</td> <td>Sales billing documents not yet transferred to FI</td> <td>Sales billing documents manually released to FI</td> <td>Open and overdue FI-AR items</td> <td>FI-AR items cleared with manual payment posting transaction FRZ1</td> <td>FI-AR items cleared with discount applied</td> </tr> <tr> <td>43% 5.8K</td> <td>14% 1.9K</td> <td>19% 7.6K</td> <td>21% 7.9K</td> <td>5% 681</td> <td>0% 0</td> </tr> </table>			Sales billing documents manually created	Sales billing documents canceled	Payment terms different in billing document and FI-AR	Open FI-AR items with dunning block	FI-AR items cleared after net due date	FI-AR items cleared with clearing date in the future	24% 3.2K	29% 3.8K	9% 1.2K	5% 640	0% 0	2% 275	Sales billing documents created for internal trading partners	Sales billing documents canceled and FI-AR item not cleared	FI-AR document reversed	Open FI-AR items already dunned	FI-AR items previously dunned are cleared	FI-AR items cleared with clearing date more than 3 days in the past	0% 0	19% 2.6K	3% 414	17% 2.3K	0% 0	0% 0	Sales billing documents created from delivery-related billing	Sales billing documents not yet transferred to FI	Sales billing documents manually released to FI	Open and overdue FI-AR items	FI-AR items cleared with manual payment posting transaction FRZ1	FI-AR items cleared with discount applied	43% 5.8K	14% 1.9K	19% 7.6K	21% 7.9K	5% 681	0% 0
Sales billing documents manually created	Sales billing documents canceled	Payment terms different in billing document and FI-AR	Open FI-AR items with dunning block	FI-AR items cleared after net due date	FI-AR items cleared with clearing date in the future																																	
24% 3.2K	29% 3.8K	9% 1.2K	5% 640	0% 0	2% 275																																	
Sales billing documents created for internal trading partners	Sales billing documents canceled and FI-AR item not cleared	FI-AR document reversed	Open FI-AR items already dunned	FI-AR items previously dunned are cleared	FI-AR items cleared with clearing date more than 3 days in the past																																	
0% 0	19% 2.6K	3% 414	17% 2.3K	0% 0	0% 0																																	
Sales billing documents created from delivery-related billing	Sales billing documents not yet transferred to FI	Sales billing documents manually released to FI	Open and overdue FI-AR items	FI-AR items cleared with manual payment posting transaction FRZ1	FI-AR items cleared with discount applied																																	
43% 5.8K	14% 1.9K	19% 7.6K	21% 7.9K	5% 681	0% 0																																	

SAP Signavio
Process Transformation Suite



SAP Signavio Enables a Value Focused Transformation Methodology

Executing Value in the short term while preparing for S/4HANA




Get the best out of your system...

- Realize Quick-Wins
- Fix most pressuring issues now
- Reduce complexity and learn for your S/4 journey
- Mature in your SAP usage

S/4HANA Journey

- Ensure a smooth S/4 journey and manage the risk
- Keep the project within quality & timelines

Continuous Improvement



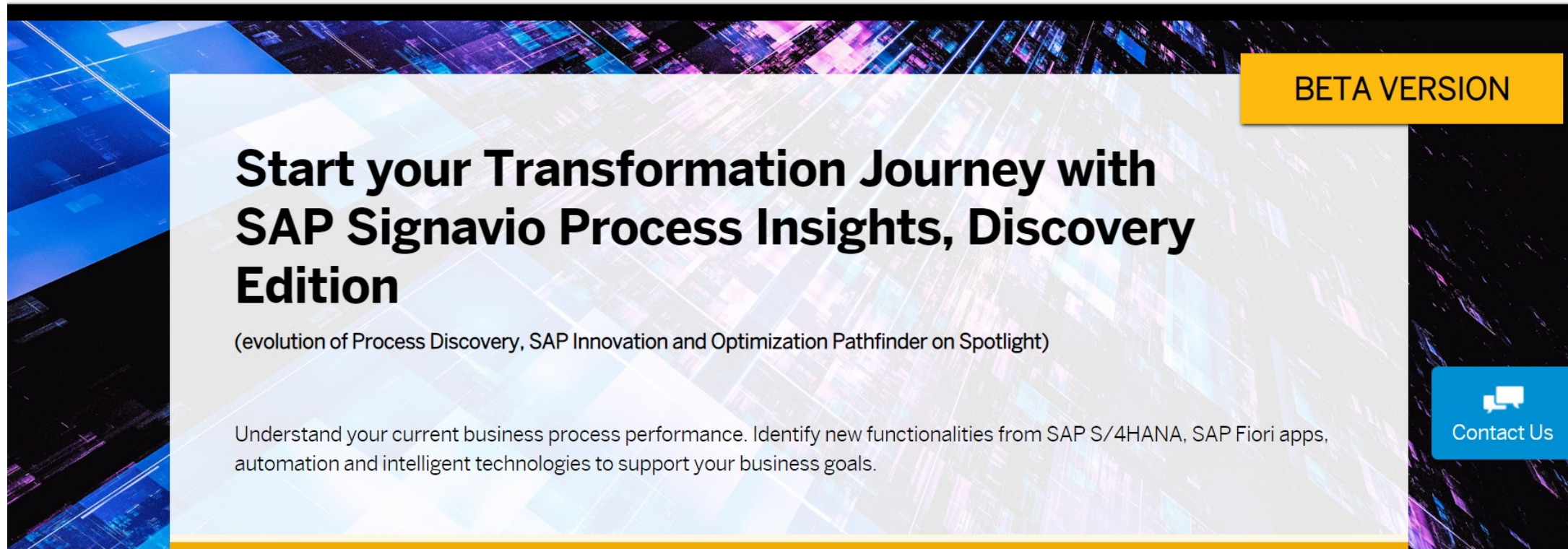


SAP Signavio Final Thoughts

PUBLIC

Start Your SAP Signavio Journey Today

[Signavio Process Insights, Discovery Edition \(ondemand.com\)](https://ondemand.com)



**Start your Transformation Journey with
SAP Signavio Process Insights, Discovery
Edition**

(evolution of Process Discovery, SAP Innovation and Optimization Pathfinder on Spotlight)

Understand your current business process performance. Identify new functionalities from SAP S/4HANA, SAP Fiori apps, automation and intelligent technologies to support your business goals.

BETA VERSION

Contact Us

You can use SAP Signavio Process Insights, discovery edition for:

- your SAP ERP system (e.g. for your transition to SAP S/4HANA)
- your SAP S/4HANA system (e.g. you want optimize it)

SAP Signavio Process Transformation Suite

Customer Success Stories

SAP Signavio

PRODUCTS SOLUTIONS INDUSTRIES RESOURCES COMPANY

FREE TRIAL SAP

Customer Stories Overview

Want to see how companies in your industry are creating successful BPM initiatives? Check out our reference customers for some practical process insights.



VERITAS

Digitally transforming the world's leading data management provider

Media
Operational Excellence, Risk & Compliance



SAP

Upgrading the SAP Customer and Operations Lifecycle | Signavio

High Tech
Operational Excellence, ERP transformation, Journey Modeling



KATHREIN

Increasing customer satisfaction with Signavio & SAP® Solution Manager

High Tech
Operational Excellence, ERP transformation, Risk & Compliance



Lyric Robot

Lyric Robot

High Tech
Operational Excellence, ERP transformation



Coca-Cola

Successful Change Management at Coca-Cola European Partners

Consumer Products
Operational Excellence, ERP transformation



Driscoll's

How Signavio Helped the World's Largest Berry Company Face the Challenges of COVID-19

Consumer Products
Operational Excellence



IID

Hospitality Digital: Towards 'Total Process Agility'

Professional Services
Operational Excellence, Risk & Compliance, Journey Modeling, Process Mining, Order-to-Cash, Procure-to-Pay



INTI

People-Focused Process Management at INTI

Higher Education and Research
Operational Excellence



CONSENSUS™

Consensus Corporation

Professional Services
Operational Excellence



1&1

How BPMN effectively aligns Business and IT for 1&1

Telecommunications
Operational Excellence, ERP transformation



AOK

AOK: Signavio process platform for a health insurance company

Insurance
Operational Excellence, Risk & Compliance



CITTI

CITTI Handelsgesellschaft mbH & Co. KG

Wholesale Distribution
Operational Excellence

<https://www.signavio.com/success-stories/>



Business Process Transformation Forum 2023

Scottsdale, AZ | Sept. 11-13

Scan to apply



Location

- Fairmont Scottsdale Princess
- Scottsdale, AZ

Max Attendees

- 400 customers
- Executive Focus

Target Attendees Partner Day

- 80 people

Event Highlights:

- **Transforming Business Processes:** Which strategies and methodologies can drive process innovation efficiently
- **Process Mining and Analysis:** How to quickly find out on which process areas to focus and how to distill actionable insights fast
- **From Strategy to Execution:** Steps and best practices to continuously improve processes and outperform in the market
- Executive **networking** opportunities

Thank you!

For more information

[Business Process Transformation](#) * [SAP Signavio](#) * [SAP Signavio Community](#)

ASUG SAP Signavio Virtual Sessions

March 21: [SAP Signavio Foundations #1: Why Every Successful Business Transformation is Data-Driven and Continuous](#)

March 28: [Signavio Foundations #2: How to Ensure Your SAP S/4HANA Transformation Is an Investment That Adds Value](#)

April 4: [SAP Signavio Foundations #3: Move from Strategy to Execution by Aligning Enterprise Architecture with Business Process Management](#)

April 11: [SAP Signavio Foundations #4: Gain Visibility into Your Transformation: Drive Value, Uncover Opportunities and Improve Continuously with Process Data-Driven Insights](#)

June 29: [SAP Signavio Foundations #5: Why Does Every Organization Need a Business Process Center of Excellence?](#)

ASUG News + Views

[SAP Signavio Data & Insights: It's All About Getting There Faster](#)

[Qorvo Counts on SAP Signavio for Thousands of Process Improvements](#)

SAP Signavio 



ASUG

THE BEST RUN 

Q&A

Robert Perry
Senior Account Executive
robert.perry@sap.com



Questions for me?

Questions for you?

1. In what year did SAP become a Signavio Customer?
2. What did our "crack marketing team" come up with to call the *smart mining approach* and integration of Process Insights and Process Intelligence?
3. What are the primary value streams or "use cases" for Signavio?
4. What major industry recognition did SAP Signavio recently receive?
5. What are the three parts of the "SAP Signavio Success Formula"?

Follow us



www.sap.com/contactsap

© 2022 SAP SE or an SAP affiliate company. All rights reserved.

No part of this publication may be reproduced or transmitted in any form or for any purpose without the express permission of SAP SE or an SAP affiliate company.

The information contained herein may be changed without prior notice. Some software products marketed by SAP SE and its distributors contain proprietary software components of other software vendors. National product specifications may vary.

These materials are provided by SAP SE or an SAP affiliate company for informational purposes only, without representation or warranty of any kind, and SAP or its affiliated companies shall not be liable for errors or omissions with respect to the materials. The only warranties for SAP or SAP affiliate company products and services are those that are set forth in the express warranty statements accompanying such products and services, if any. Nothing herein should be construed as constituting an additional warranty.

In particular, SAP SE or its affiliated companies have no obligation to pursue any course of business outlined in this document or any related presentation, or to develop or release any functionality mentioned therein. This document, or any related presentation, and SAP SE's or its affiliated companies' strategy and possible future developments, products, and/or platforms, directions, and functionality are all subject to change and may be changed by SAP SE or its affiliated companies at any time for any reason without notice. The information in this document is not a commitment, promise, or legal obligation to deliver any material, code, or functionality. All forward-looking statements are subject to various risks and uncertainties that could cause actual results to differ materially from expectations. Readers are cautioned not to place undue reliance on these forward-looking statements, and they should not be relied upon in making purchasing decisions.

SAP and other SAP products and services mentioned herein as well as their respective logos are trademarks or registered trademarks of SAP SE (or an SAP affiliate company) in Germany and other countries. All other product and service names mentioned are the trademarks of their respective companies.

See www.sap.com/copyright for additional trademark information and notices.

