

⋮

# Academies Experience

## Technical Academy

*SAP Process Automation*



PUBLIC



## Workshop Introduction

---

In this workshop you will get an introduction to process automation. You will implement it in a concrete business scenario.

You will design and develop a process using SAP Process Automation

- ✓ Design a business process
- ✓ Define an automation to extract invoice information
- ✓ Design forms and a workflow for approvals
- ✓ Run the process automated with bots, workflow

### Workshop Facts

- **Complexity:** Beginner / Intermediate
- **Audience:** Process Owners, LoB Heads, Business & Data Analysts
- **Duration:** Approximately 2 Hours



## Business Challenge

---

Manual invoice posting to a Financial System is an inefficient process. It is often effort intensive, repetitive and prone to human error.

Also, there is usually high TCO to scale up to meet growing business needs.

### Value Drivers:

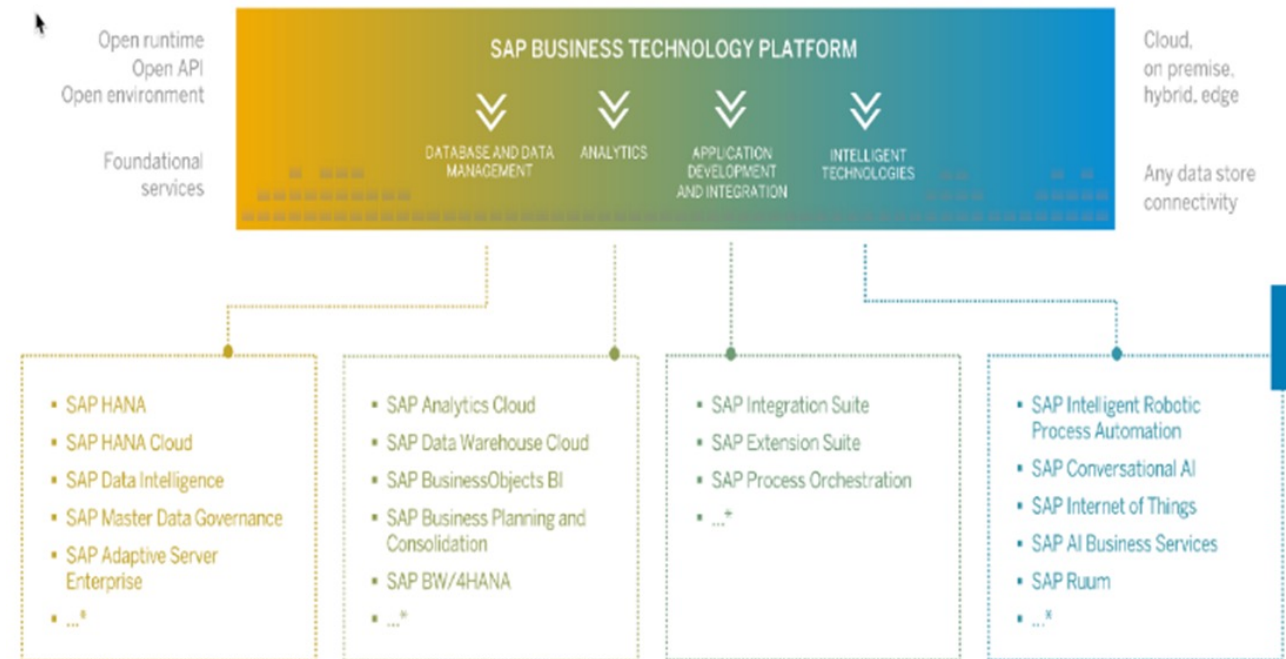
- Improve overall posting process efficiency
- Speed up decision making and approvals
- Reducing operational cost by using unattended bots
- Leverage AI to extract data from images or PDFs for faster reaction
- Free up processors to focus on high value tasks



## How does SAP Cloud Solution help?

SAP Extension Suite, powering SAP Business Technology Platform (BTP), is the best path to rapidly build and enhance enterprise applications, processes, and experiences.

- SAP BTP brings together intelligent enterprise applications with database and data management, analytics, integration and extension capabilities into one platform for both cloud and hybrid environments, including hundreds of pre-built integrations for SAP and 3<sup>rd</sup> party applications.

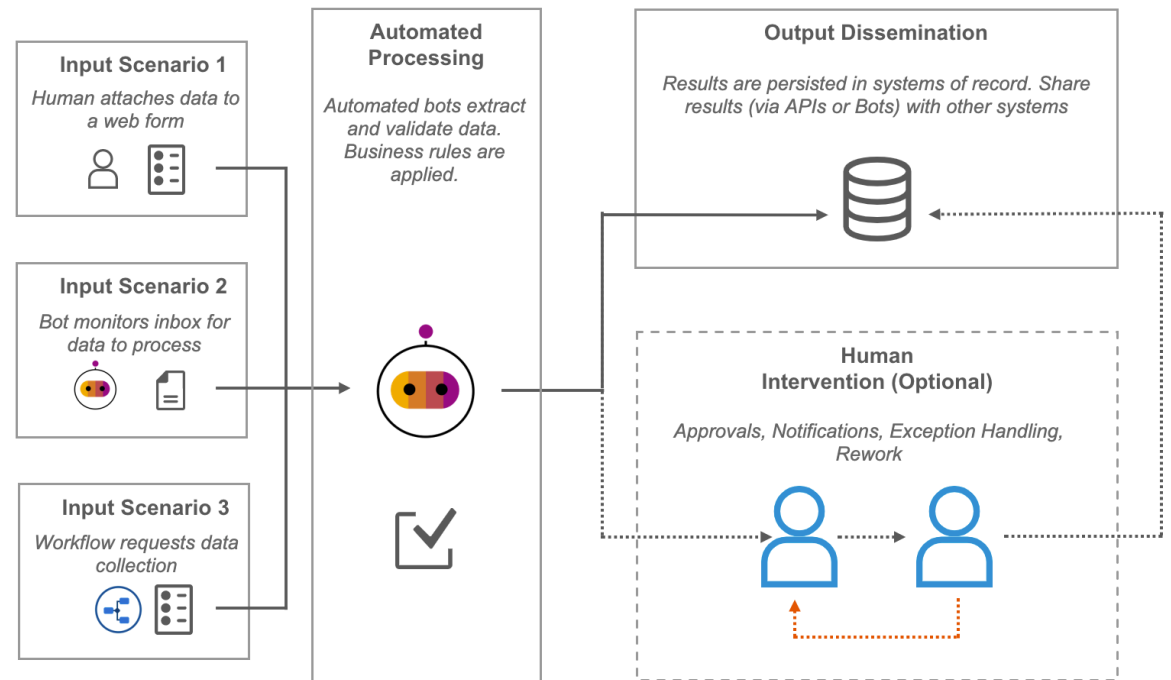




## How does SAP Cloud Solution help?

SAP Process Automation helps to:

- Improve overall posting process efficiency
- Speed up decision making and approvals
- Reducing operational cost by using unattended bots
- Leverage AI to extract data from images or PDFs for faster reaction
- Free up processors to focus on high value tasks

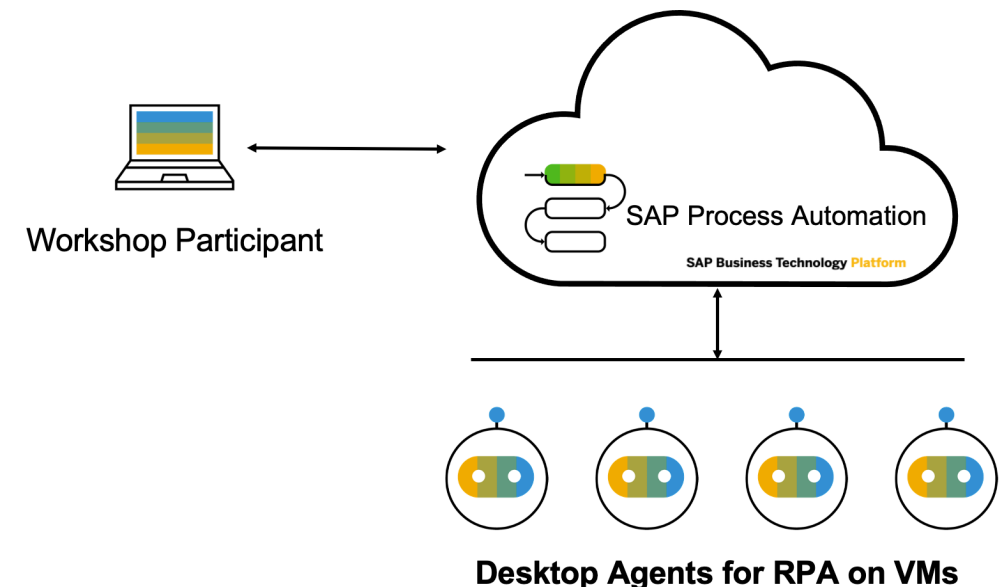




## Workshop Solution Map

Through this Technical Academy, you will:

- Get access to a completely prepared SAP Process Automation Environment including Intelligent Robotic Process Automation Bots ready to be used running on centrally hosted Virtual Machines
- Get your hands dirty with creating your own process to process incoming pdf-invoices including automation.
- You will finally run the process and approve the invoice





## Module 1 – Create an Invoice Approval Process

In this exercise, you will be setting up the basics for the process

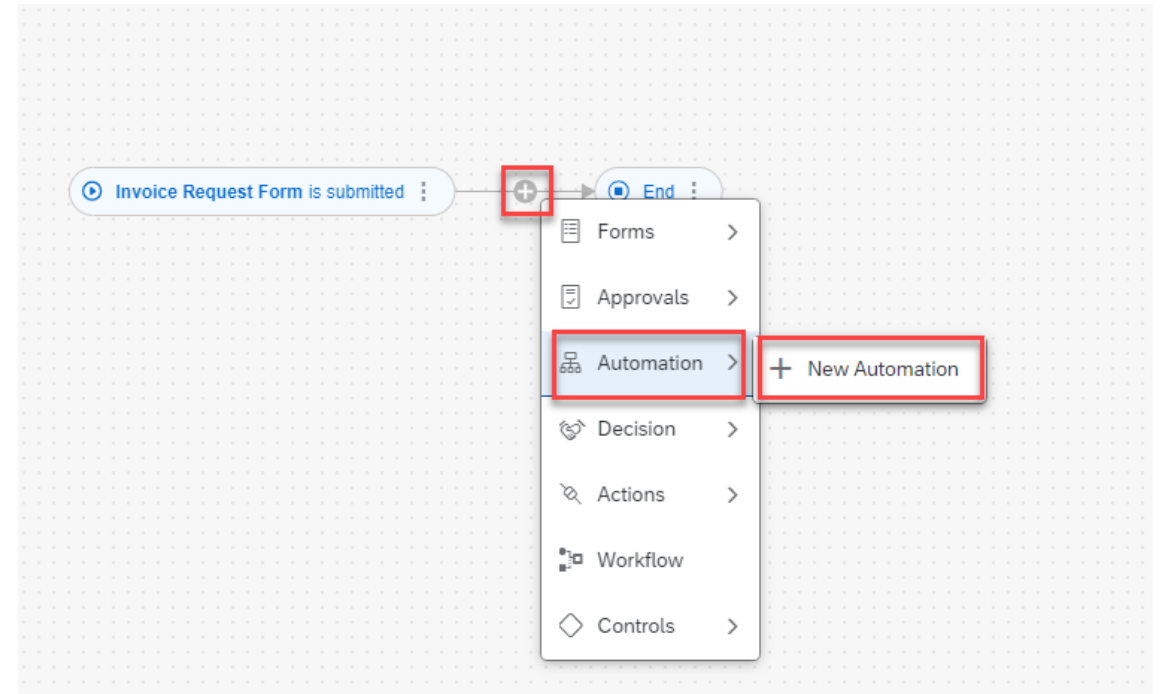
- Access Process Builder
- Create a first process
- Design your first Form used in the process

The screenshot shows the SAP Application Development interface for creating an 'Invoice Request Form'. The interface is divided into a sidebar and a main workspace. The sidebar contains a 'Layout' section with options for 'H1', 'H2', and 'Paragraph', and an 'Inputs' section with options for 'Text', 'Dropdown', 'Checkbox', 'Number', and 'Date'. The 'Text' input option is highlighted with a red box. A red dashed arrow points from this box to a text box in the main workspace that says 'Please provide the following details to start the process'. The main workspace also shows a header for 'Invoice Request Form' and a prompt to 'Drag any field or click to add here'.



## Module 2 – Create an automation to extract Invoice Data

- In this exercise, you will create the automation
- You will use a template to extract details from the invoice document
- You will add the Automation to the overall process

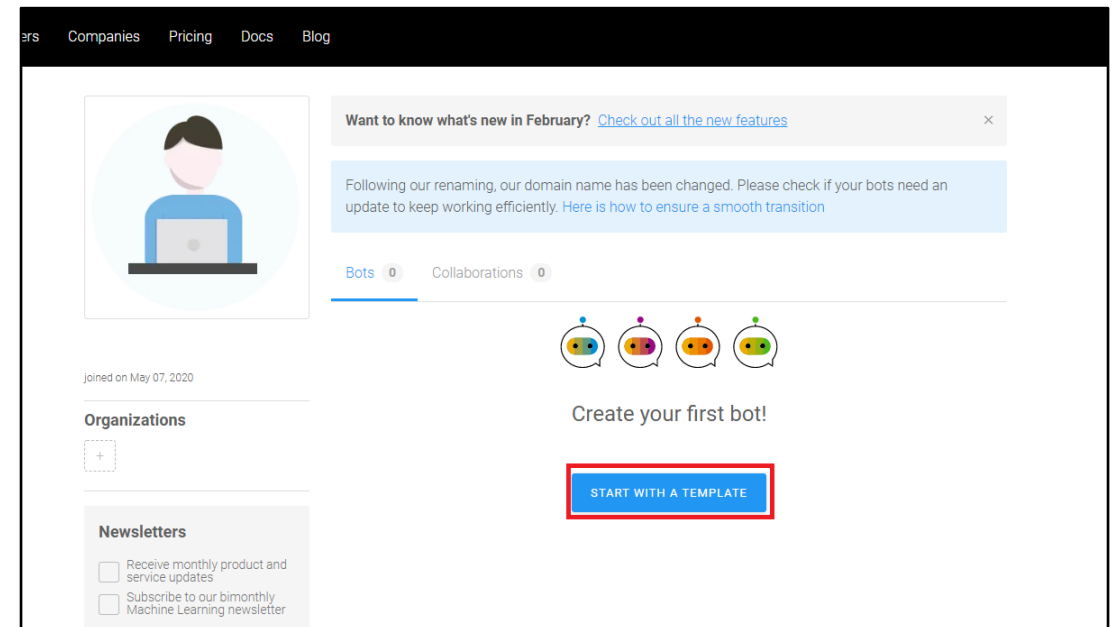






## Module 3 – Create Forms for Invoice Approval Process

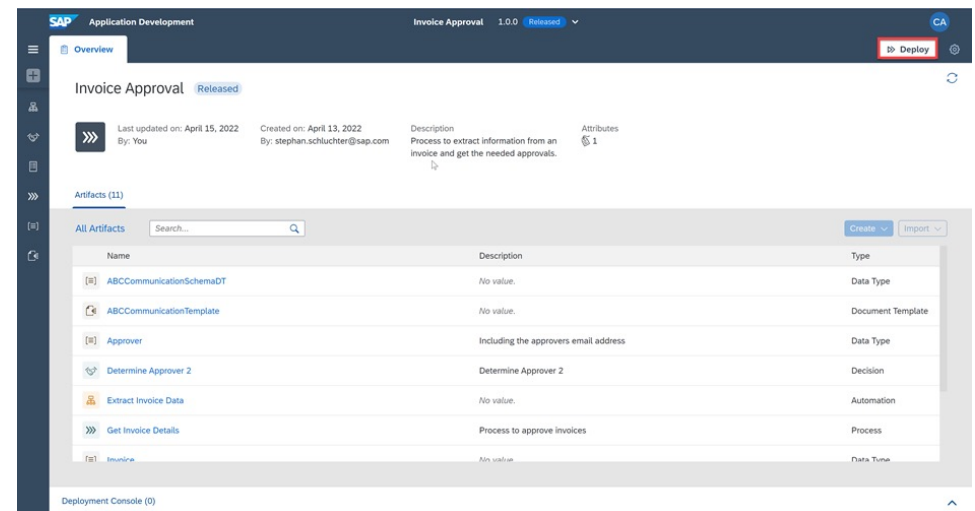
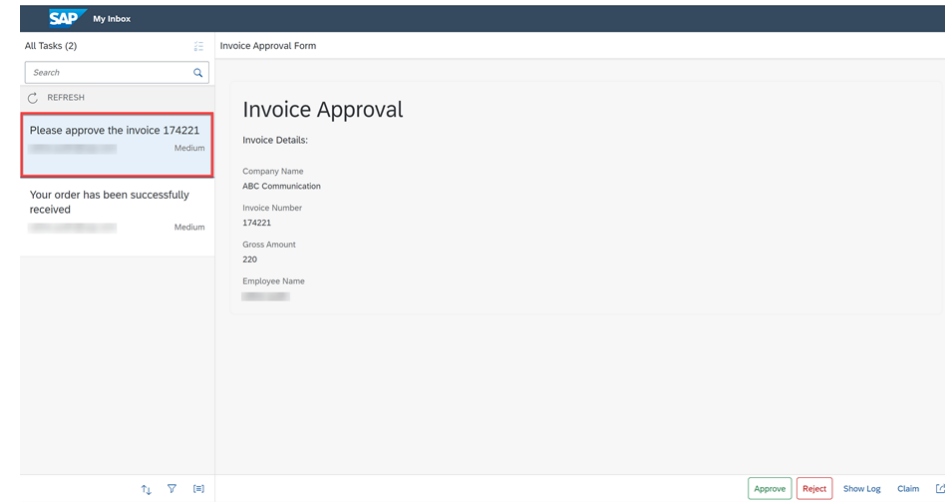
- In this module you will create all the forms that will be required to approve the invoice to be posted to the backend system.
- You will learn about different types of forms





## Module 4 - Release, Deploy and Run the Process

- In this last module you will deploy the process and release the corresponding automation.
- You will trigger the process and see the outcome of the invoice extraction.
- In this case you will approve the invoice by yourself.
- Finally, you will be able to get some insights on your process and the execution of the automation.





THANK YOU

Follow us



[www.sap.com/contactsap](http://www.sap.com/contactsap)

© 2021 SAP SE or an SAP affiliate company. All rights reserved.

No part of this publication may be reproduced or transmitted in any form or for any purpose without the express permission of SAP SE or an SAP affiliate company.

The information contained herein may be changed without prior notice. Some software products marketed by SAP SE and its distributors contain proprietary software components of other software vendors. National product specifications may vary.

These materials are provided by SAP SE or an SAP affiliate company for informational purposes only, without representation or warranty of any kind, and SAP or its affiliated companies shall not be liable for errors or omissions with respect to the materials. The only warranties for SAP or SAP affiliate company products and services are those that are set forth in the express warranty statements accompanying such products and services, if any. Nothing herein should be construed as constituting an additional warranty.

In particular, SAP SE or its affiliated companies have no obligation to pursue any course of business outlined in this document or any related presentation, or to develop or release any functionality mentioned therein. This document, or any related presentation, and SAP SE's or its affiliated companies' strategy and possible future developments, products, and/or platforms, directions, and functionality are all subject to change and may be changed by SAP SE or its affiliated companies at any time for any reason without notice. The information in this document is not a commitment, promise, or legal obligation to deliver any material, code, or functionality. All forward-looking statements are subject to various risks and uncertainties that could cause actual results to differ materially from expectations. Readers are cautioned not to place undue reliance on these forward-looking statements, and they should not be relied upon in making purchasing decisions.

SAP and other SAP products and services mentioned herein as well as their respective logos are trademarks or registered trademarks of SAP SE (or an SAP affiliate company) in Germany and other countries. All other product and service names mentioned are the trademarks of their respective companies.

See [www.sap.com/trademark](http://www.sap.com/trademark) for additional trademark information and notices.

